



Karmann Ghia



2024 Catalogue



Click on the page number to view a Volkswagen Parts Group

Group 1	Engine	page 4
Group 2	Fuel, Exhaust, Heater	page 93
Group 3	Transmission	page 115
Group 4	Front axle, Steering	page 124
Group 5	Rear axle, Differential	page 155
Group 6	Brakes, Wheels	page 169
Group 7	Bumpers, Chassis, Hand & Foot controls	page 205
Group 8	Bodywork, Interior	page 229
Group 9	Electricity	page 285
Group 10	Various	page 343

Click on a Volkswagen Group above to have access to the parts you want. The Paruzzi catalogue is organized in the same manner as the original Volkswagen parts inventory system, 10 main groups with subgroups. If you want to learn

more on how this Volkswagen parts system works, to better understand how this catalogue is organized, read the article in the first edition of the Paruzzi technical magazine, [click here](#) to view or to download this article online.





Engine

Group 1

Group 100 : Rebuild engines

100

Rebuild engines

05460



Rebuild engine 1200cc (D)
and core deposit
Type-1 engine 1200cc (D),
180mm/109 teeth flywheel

113100031X

05461



Rebuild engine 1200cc (D)
and core deposit
Type-1 engine 1200cc (D),
180mm/130 teeth flywheel

113100031AX

05470



Rebuild engine 1300cc (F)
and core deposit
Type-1 engine 1300cc (F)
single port, 180mm/130
teeth flywheel

113100033AX

05485



Rebuild engine 1500cc
(H) (rebuild case) and core
deposit
Type-1 engine 1500cc (H)

211100031BX

05500



Rebuild engine 1600cc (AD/
AJ) (rebuild case) and core
deposit
Type-1 engine 1600cc (AD/
AJ) dual port

113100033AX


05503



Rebuild engine 1600cc (AD/
AJ/AS) (new case) and core
deposit
Type-1 engine 1600cc (engine
code AD, AJ or AS) dual port
with 200mm flywheel

211100033

25504



Rebuild engine 1600cc (B)
(new case) and core deposit
Type-1 engine 1600cc (B)
single port

211100033AX

05544



Rebuild engine 1641cc
(rebuild case) and core
deposit
Type-1 engine 1641cc for
Beetle, Karmann Ghia and
Thing

211100033AX



Group 100 : Rebuild engines

25545



Rebuild engine 1641cc W-100 (new case) and core deposit
Type-1 engine 1641cc with W-100 camshaft

101


Crankcase, Cylinder + head (Boxer engine)

01775



Aluminum bolt valve cover kit
Type-1 engines except 25hp+30hp, Type-3 engines, CT/CZ engines, Waterboxer engines

02979



Aluminum cylinder head spacers (4 pieces)
Type-1 engines, Type-3 engines, CT/CZ engines

01767



Aluminum valve covers (set)
Type-1 engines (not 25hp+30hp), Type-3 engines, CT/CZ engines, Waterboxer engines

04873



Autolinea 041 cylinder head empty (each)
Type-1 dual port engines, Type-3 dual port engines

01655



Bubble Top engine case
Type-1 engines (except 25hp+30hp), Type-3 engines

043101355C • 113101355A

Group 101 : Crankcase, Cylinder + head (Boxer engine)

01707



Bubble Top engine case
Type-1 engines (except
25hp+30hp), Type-3 engines

01555



Engine case sleeve nut left
upper side
Type-1 dual port engines

01651



Crankcase stud O-rings (6
pieces)
Type-1 engines except
25hp+30hp, Type-3 engines,
CT/CZ engines

111101135


113101125

04970



Case hardware kit
Type-1 8.1970 and later,
Type-3, Thing, + new case
#4969

01650



Windage tray
Type-1 engines (except
25hp+30hp), Type-3 engines,
CT/CZ engines

01895



Sump plate stud kit (6 pieces)
Type-1 engines except 25
and 30hp, Type-3 engines,
CT/CZ engines

113198033- 311115315A- 113115349- 113115411- 111115421A-
111115425A- 111115431C- N110088- N138171- N143953- N143963-
N144434- N144521- N145581- N0110088- N01100818- N01224111-
N0138171- N0143953- N0143968- N0144521- N0145581- N01444312

**N0145421 • N0145452 •
N145421 • N14543**

04661



Chromoly case stud kit extra
long (+ 13 mm) M10
Type-1 dual port engines,
Type-3 dual port engines

01661



Chromoly case stud kit extra
long (+ 13 mm) M8
Type-1 dual port engines, CT/
CZ engines

04662



Chromoly case stud kit stock
M10
Type-1 dual port engines,
Type-3 dual port engines



Group 101 : Crankcase, Cylinder + head (Boxer engine)

01660



Chromoly case stud kit standard M8
Type-1 dual port engines, CT/CZ engines

043198035

03789



Chromoly rocker shaft stud (4 pieces)
Type-1 engines 1200cc 1964 (engine number 9 205 700) and later, 1300, 1500 and 1600cc all years, Type-3 engines 1500cc 1964 (engine number 672 698) and later, 1600cc all years, CT/CZ engines all years, Waterboxer engines all years

113101399B

04700



Cylinder base gasket (4 pieces)
Type-1 1300, 1500, and 1600cc all, 1200cc 8.1969 and later, Type-3 engines, CT/CZ engines

311101341

02237



Cylinder head deflector plates (Per Pair)
Type-1 1300, 1500 and 1600cc engines, CT/CZ engines

01723



Cylinder head bare (each)
Type-1 engines 1500/1600cc until 7/1970 (single port), Type-3 engines 1500cc

311101353A

01591



Cylinder head conversion spacer (4 pieces) (2 heads) convert 1500/1600cc to 1300cc heads, Type-1 engines

01597



Cylinder head nuts (16 pieces)
Type-1 engines 30hp, 1200cc until 1978 (D 1 431 278), 1300 and 1500cc all, 1600cc until 12.1972, Type-3 engines all years, Type-4 engines all years

021101457

01598



Cylinder head nuts (16 pieces)
Type-1 engines 1200cc 1978 (D 1 431 279) and later, 1600cc 1.1973 and later, CT/CZ engines all years

043101457

01663



Case savers M10 x 1.5 inner, M14 x 2.0 outer (8 pieces) all air-cooled engines with M10 studs

043101130A

Group 101 : Crankcase, Cylinder + head (Boxer engine)

01709



Case savers M8 x 1.25 inner, M14 x 2.0 outer (8 pieces) all air-cooled engines with M8 studs

043101130

01662



Case savers M8 x 1.25 inner, M12 x 1.5 outer (8 pieces) all air-cooled engines with M8 studs


03772



Alternator/generator deflector plate (gasket) Type-1 engines 8.1967 and later, Type-3 engines 1500cc 8.1968 and later, 1600cc 1.1969 and later

113101221B

03771



Gasket alternator/generator stand Type-1 engines until 7.1967 (except 25 and 30hp), Type-3 engines


113101219

01735




EMPI GTV-2 big bore cylinder head (each) Type-1 dual port engines, Type-3 dual port engines

01736



EMPI GTV-2 big bore cylinder head (each) Type-1 dual port engines, Type-3 dual port engines, CT/CZ engines

01874



EMPI GTV-2 big bore cylinder head (each) Type-1 dual port engines, Type-3 dual port engines, CT/CZ engines

01884



Extra oil sump 0.95 liter with "Lifetime" filter Type-1 (except 25hp+30hp), Type-3, CT/CZ

01810




Extra oil sump 1.5 liter Type-1 engines (except 25hp+30hp), Type-3 engines, CT/CZ engines




Group 101 : Crankcase, Cylinder + head (Boxer engine)

 01811



Extra oil sump 3.3 liter
Type-1 engines (except
25hp+30hp), Type-3 engines,
CT/CZ engines

 02098



Galvanized stock valve cover
bails (Per Pair)
Type-1 engines 1200cc except
25hp+30hp engines, 1300, 1500
and 1600cc, Type-3 engines, CT/
CZ engines, Waterboxer engines

 01738



In- and outlet valve guides (4
pieces)
Type-1 engines 25hp+30hp

043101487 • 311101487

111101401

 01561



Inlet valve guides (4 pieces)
Type-1 engines except
25hp+30hp, Type-3 engines

 01566



Inlet valve guides (4 pieces)
Type-1 engines except
25hp+30hp, Type-3 engines

 01567



Inlet valve guides (4 pieces)
Type-1 engines until
9.1995 except 25hp+30hp,
Waterboxer engines

113101403

113101402

113101402A

 04567



Inlet valve guides (4 pieces)
Type-1 engines until
9.1995 except 25hp+30hp,
Waterboxer engines

 04733



Inlet valve guides (4 pieces)
Type-1 engines except
25hp+30hp, Type-3 engines

 04736



Inlet valve guides (4 pieces)
Type-1 engines except
25hp+30hp, Type-3 engines

113101405A

113101408

113101406

Group 101 : Crankcase, Cylinder + head (Boxer engine)

 04738



Inlet valve guides (4 pieces)
Type-1 engines except
25hp+30hp, Type-3 engines

113101404

 41572



Inlet valve guides (4 pieces)
Type-1 engines until
9.1995 except 25hp+30hp,
Waterboxer engines


113101403A

 01786



Valve cover gasket (Per Pair)
EMPI valve covers #1779

 01788



Valve cover gasket (Per Pair)
Type-1 engines only
25hp+30hp

111101481• 111101483B

 01956



Valve cover gasket (Per Pair)
Type-1 engines 1200cc
(except 25hp+30hp), Type-1
engines 1300-1500-1600cc,
Type-3 engines, CT/CZ
engines, Waterboxer engines

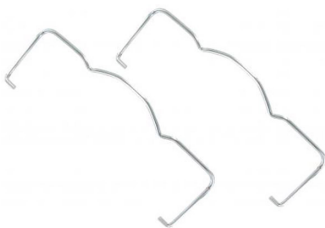
113101481F• 113101483D

 01779



High lift valve cover kit EMPI
Type-1 engines 1200cc
(except 25hp+30hp), Type-1
engines 1300-1500-1600cc,
Type-3 engines, CT/CZ
engines, Waterboxer engines

 04767



Valve cover bails chrome (Per
Pair)
only replacement for the
aluminum valve covers #1767

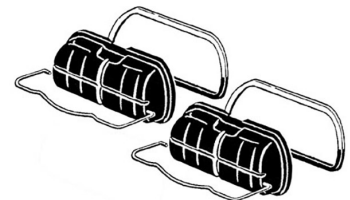
 01768



Valve covers chrome (set)
Type-1 engine (not
25hp+30hp), Type-3 engines,
CT/CZ engine, Waterboxer
engines

113101475B• 043101487•
113101481F

 01808



Valve covers standard (set)
Type-1 engine (not
25hp+30hp), Type-3 engines,
CT/CZ engine, Waterboxer
engines

113101475B• 043101487•
113101481F



Group 101 : Crankcase, Cylinder + head (Boxer engine)

02982



Copper cylinder head spacers
(4 pieces)

Type-1 engines, Type-3 engines, CT/CZ engines, Thickness: 1.016mm, Outer diameter: 98mm, Bore: 90.5 and 92.0mm, Material: copper

02983



Copper cylinder head spacers
(4 pieces)

Type-1 engines, Type-3 engines, CT/CZ engines, Thickness: 1.27mm, Outer diameter: 98mm, Bore: 90.5 and 92.0mm, Material: copper

02984



Copper cylinder head spacers
(4 pieces)

Type-1 engines, Type-3 engines, CT/CZ engines, Thickness: 1.524mm, Outer diameter: 98mm, Bore: 90.5 and 92.0mm, Material: copper

02985



Copper cylinder head spacers
(4 pieces)

Type-1 engines, Type-3 engines, CT/CZ engines, Thickness: 1.016mm, Outer diameter: 101mm, Bore: 94.0mm, Material: copper

02986



Copper cylinder head spacers
(4 pieces)

Type-1 engines, Type-3 engines, CT/CZ engines, Thickness: 1.127mm, Outer diameter: 101mm, Bore: 94.0mm, Material: copper

02096



Bearing dowel pins (5 pieces)

Type-1 engines, Type-3 engines, Type-4 engines, CT/CZ engines, Waterboxer engines

111101123

08006



Short block hardware kit (10 mm cylinder studs)
Type-1 engine (not 25hp+30hp), Type-3 engine

08005



Short block hardware kit (8 mm cylinder studs)
Type-1 engine, Type-3 engine, CT/CZ

08004



Engine assembly hardware kit (10 mm cylinder studs)
Type-1 engine (not 25hp+30hp), Type-3 engine

Group 101 : Crankcase, Cylinder + head (Boxer engine)

01553



Engine mounting bolts upperside (Per Pair)

Beetle with a manual transmission 8.1966 and later, Karmann Ghia with a manual transmission 1965 (VIN 146 350 066) and later, Bus with Type-1 engine and a manual transmission 8.1966 until 7.1975, Type-3 with a manual transmission 8.1966 and later, Thing

111199101• N104701• N104702• N0104707

01563



Engine mounting studs underside (Per Pair)

Beetle and Karmann Ghia 1200cc, 1300 and 1500cc 8.1960 and later, 1600cc until 7.1973 and AS until 1975 (AS 256 797) and AF until 1975 (AF 129 067), Bus with Type-4 engine 1700cc, 1800cc, Type-3 1500cc, 1600cc, Thing 1500cc, 1600cc

N0145251• N145251

03294



Camshaft plug (case without groove)

Type-1 8.1965 and later, Type-3 8.1965 and later, Type-4, CT/CZ, Waterboxer engines

040101157

02094



Camshaft plug (case with groove)

Type-1 8.1965 and later, Type-3 8.1965 and later, Type-4, CT/CZ, Waterboxer engines

113101157C

01822



Oil Pickup pipe

Type-1 engines 1200-1300-1500cc 1969 and later and 1600 8.1970 and later, Type-3 engines

043101149• 111101149A

04968



Oil galley plugs (screwable) (12-part)

(7x 1/8 inch, 2 x 1/4 inch, 3 x 3/8 inch NPT threaded)

113101157C

03726



Oil cooler adapter bushings M8 to M6 (Per Pair)

Type-1 engines 8.1970 and later

113101145A

04930



Stock alternator or generator stand

Type-1 engines with an alternator or a 105mm generator until 9.1992

113101211G

02980



Steel cylinder head spacers (4 pieces)

Type-1 engines, Type-3 engines, CT/CZ engines

311101387A



Group 101 : Crankcase, Cylinder + head (Boxer engine)

02981



Steel cylinder head spacers (4 pieces)

Type-1 engines, Type-3 engines, CT/CZ engines

311101389A

01873



Stock cylinder head complete (each)

Type-1 1600cc dual port carburetor and injection engines until 7.1992, Type-3 1600cc engine

043101355C • 113101355A

01635



Stock flywheel dowel pins (4 pieces)

Type-1 engines 25hp+30hp

111105277

01720



Super Stock case

Type-1 engines (except 25hp+30hp), Type-3 engines

01789



Super Stock case

Type-1 engines (except 25hp+30hp), Type-3 engines

01969



Super Stock case

Type-1 engines (except 25hp+30hp), Type-3 engines

01091



Stud M8 x 40 mm with allen mounting (4 pieces)

01560



Outlet valve guides (4 pieces)
Type-1 engines except 25hp+30hp, Type-3 engines

01562



Outlet valve guides (4 pieces)
Type-1 engines except 25hp+30hp, Type-3 engines

113101418

Group 101 : Crankcase, Cylinder + head (Boxer engine)

01564



Outlet valve guides (4 pieces)
Type-1 engines except
25hp+30hp, Type-3 engines

113101422

01737



Outlet valve guides (4 pieces)
Type-1 engines except
25hp+30hp, Type-3 engines

113101416

04568



Outlet valve guides (4 pieces)
Type-1 engines 1300 and
1600cc

043101419C

04737



Outlet valve guides (4 pieces)
Type-1 engines except
25hp+30hp, Type-3 engines

113101420


01930



Chromed alternator or
generator stand
Type-1 engines with an
alternator or a 105mm
generator until 9.1992

113101211G

01894



Chrome stock valve cover bails
(Per Pair)
Type-1 engines 1200cc except
25hp+30hp engines, 1300, 1500
and 1600cc, Type-3 engines, CT/
CZ engines, Waterboxer engines

043101487 • 311101487


01815



Adapter stud M8 to M6 (each)
Thread sizes: M8 x 1.25 to M6
x 1.0, Full length: 23mm


N144521 • N0144521

03010



Cylinder shims (4 pieces)
Type-1 engines, Type-3
engines, CT/CZ engines

03011




Cylinder shims (4 pieces)
Type-1 engines, Type-3
engines, CT/CZ engines




Group 101 : Crankcase, Cylinder + head (Boxer engine)

03012




Cylinder shims (4 pieces)
Type-1 engines, Type-3
engines, CT/CZ engines

03013




Cylinder shims (4 pieces)
Type-1 engines, Type-3
engines, CT/CZ engines

03014




Cylinder shims (4 pieces)
Type-1 engines, Type-3
engines, CT/CZ engines

03015



Cylinder shims (4 pieces)
Type-1 engines, Type-3
engines, CT/CZ engines

03017



Cylinder shims (4 pieces)
Type-1 engines 30hp

03018



Cylinder shims (4 pieces)
Type-1 engines 30hp

03019



Cylinder shims (4 pieces)
Type-1 engines 30hp

03030



Cylinder shims (4 pieces)
Type-1 engines, Type-3
engines, CT/CZ engines

03031



Cylinder shims (4 pieces)
Type-1 engines, Type-3
engines, CT/CZ engines

Group 101 : Crankcase, Cylinder + head (Boxer engine)

 03032



Cylinder shims (4 pieces)
Type-1 engines, Type-3
engines, CT/CZ engines

 03033



Cylinder shims (4 pieces)
Type-1 engines, Type-3
engines, CT/CZ engines

 03034



Cylinder shims (4 pieces)
Type-1 engines, Type-3
engines, CT/CZ engines

 03035



Cylinder shims (4 pieces)
Type-1 engines, Type-3
engines, CT/CZ engines

 03040



Cylinder shims (4 pieces)
Type-1 engines, Type-3
engines, CT/CZ engines

 03041



Cylinder shims (4 pieces)
Type-1 engines, Type-3
engines, CT/CZ engines

 03042



Cylinder shims (4 pieces)
Type-1 engines, Type-3
engines, CT/CZ engines

 03043



Cylinder shims (4 pieces)
Type-1 engines, Type-3
engines, CT/CZ engines

 03044



Cylinder shims (4 pieces)
Type-1 engines, Type-3
engines, CT/CZ engines



Group 101 : Crankcase, Cylinder + head (Boxer engine)

03045



Cylinder shims (4 pieces)
Type-1 engines, Type-3 engines, CT/CZ engines

03098



Black powder coated valve cover bails (Per Pair)
Type-1 engines 25hp+30hp

111101487

01600



69 mm counterweighted crank
Type-1 engines, Type-3 engines, CT/CZ engines

01664



74 mm counterweighted crank
Type-1 engines, Type-3 engines, CT/CZ engines

105 Crankshaft, Conrods, Bearings

01665



76 mm counterweighted crank
Type-1 engines, Type-3 engines, CT/CZ engines

01666



78 mm counterweighted crank
Type-1 engines, Type-3 engines, CT/CZ engines

01667



82 mm counterweighted crank
Type-1 engines, Type-3 engines, CT/CZ engines

Group 105 : Crankshaft, Conrods, Bearings

01917



Aluminum crankshaft pulley with a blue engraved grading
Type-1 engines except 25hp+30hp

01912



Aluminum crankshaft pulley with a blue edge and engraved grading
Type-1 engines except 25hp+30hp

01916



Aluminum crankshaft pulley with a red engraved grading
Type-1 engines except 25hp+30hp

01911



Aluminum crankshaft pulley with a red edge and engraved grading
Type-1 engines except 25hp+30hp

01915



Aluminum crankshaft pulley with a black engraved grading
Type-1 engines except 25hp+30hp

01910



Aluminum crankshaft pulley with a black edge and engraved grading
Type-1 engines except 25hp+30hp

01902



Aluminum stock style crankshaft pulley (black anodized)
Type-1 engines 1500 and 1600cc

04642



Lock ring distributor drive
all aircooled engines

01532



Chromoly gland nut with larger washer
Type-1 engines (not 25hp+30hp), Type-3 engines, CT/CZ engines

113105251G

111105227



Group 105 : Crankshaft, Conrods, Bearings

01530



Chromoly gland nut with Heavy Duty washer
Type-1 engines (not 25hp+30hp), Type-3 engines, CT/CZ engines

01669



8740 Chromoly rod bolts
5/16 inch (8 pieces)
replacement bolts for H-beam rods

01601



Connecting rod bushings (4 pieces)
Type-1 engines 1200cc including 25hp+30hp

111105433

01607



Connecting rod bushings (4 pieces)
Type-1 engines 1300, 1500 and 1600cc, Type-3 engines, CT/CZ engines

311105431A


01616



Rod bearings +0.25
Type-1 (except 25hp+30hp), Type-3, CT/CZ, Waterboxer engines

113105707

05900



Rod bearings +0.25
Type-1 engines (25hp+30hp only)

05901



Rod bearings +0.25
Type-1 (except 25hp+30hp), Type-3, CT/CZ, Waterboxer engines

113105707

01617



Rod bearings +0.50
Type-1 (except 25hp+30hp), Type-3, CT/CZ, Waterboxer engines

113105713

05902




Rod bearings and 0.50
Type-1 (except 25hp+30hp), Type-3, CT/CZ, Waterboxer engines

113105713

Group 105 : Crankshaft, Conrods, Bearings

05912



Rod bearings +0.50
Type-1 engines (25hp+30hp
only)

113105719

01618



Rod bearings +0.75
Type-1 (except 25hp+30hp),
Type-3, CT/CZ, Waterboxer
engines


113105719

05903



Rod bearings and 0.75
Type-1 (except 25hp+30hp),
Type-3, CT/CZ, Waterboxer
engines

05946



Rod bearings +0.75
Type-1 engines (25hp+30hp
only)


113105725

05904



Rod bearings and 1.00
Type-1 (except 25hp+30hp),
Type-3, CT/CZ, Waterboxer
engines

05947



Rod bearings +1.00
Type-1 engines (25hp+30hp
only)


01619



Rod bearings and 1.00
Type-1 (except 25hp+30hp),
Type-3, CT/CZ, Waterboxer
engines

111105701A

01606



Rod bearings standard size
Type-1 engines (25hp+30hp
only)

01615



Rod bearings standard size
Type-1 (except 25hp+30hp),
Type-3, CT/CZ, Waterboxer
engines

113105701



Group 105 : Crankshaft, Conrods, Bearings

05905



Rod bearings standard size
Type-1 (except 25hp+30hp),
Type-3, CT/CZ, Waterboxer
engines

113105701

01599



Connecting rod nuts (8
pieces)
Type-1 engines 1300, 1500
and 1600cc, Type-3 engines,
Type-4 engines, CT/CZ
engines, Waterboxer engines

113105427

01475



H-beam connection Rods (4
pieces)
Type-1 engines, Type-3
engines, CT/CZ engines

01647



High performance crankshaft
gear spacer
Type-1 engines (except
25hp+30hp engines), Type-3
engines, Type-4 engines,
CT/CZ engines, Waterboxer
engines

701604



Main bearings Type 1 (except
25hp+30hp) Type-1 engines
Type-3 engines, Type-4 engines,
CT/CZ engines, Waterboxer
engines
Carter's standard (60mm),
Pallas (60mm), standard (60mm),
standard (60mm)
Krukas: (50mm) naar maat
(50mm)

701605



Main bearings Type 1 (except
25hp+30hp) Type-1 engines
Type-3 engines, Type-4 engines,
CT/CZ engines, Waterboxer
engines
Carter's standard (60mm),
Pallas (60mm), standard (60mm),
standard (60mm)
Krukas: (50mm) naar maat
(55mm)

01603



I-beam connection rods (4
pieces)
Type-1 engines 1300, 1500
and 1600cc, Type-3 engines,
CT/CZ engines

04649



Crankshaft oil deflector plate
Type-1 engines except
25hp+30hp, Type-3 engines

01523



Stock Crankshaft
Type-1 engines 1300, 1500
and 1600cc, Type-3 engines,
CT/CZ engines

113105241A

113105101B

Group 105 : Crankshaft, Conrods, Bearings

01645



Crank seal
Type-1 engines 25hp+30hp

111105245


01557



Crankshaft pulley woodruff
key
Type-1 engines, Type-3
engines

113105249


01589



Crankshaft end play shims
0.25 mm (3 pieces)
Type-1 engines 1966 and
later, Type-3 engines 1966
and later, CT/CZ engines all

113105281Ax3


01590



Crankshaft end play shims
0.30 mm (3 pieces)
Type-1 engines 1966 and
later, Type-3 engines 1966
and later, CT/CZ engines all

113105283A


01575



Crankshaft end play shims
0.32 mm (3 pieces)
Type-1 engines 1966 and
later, Type-3 engines 1966
and later, CT/CZ engines all

113105285A


01576



Crankshaft end play shims
0.34 mm (3 pieces)
Type-1 engines 1966 and
later, Type-3 engines 1966
and later, CT/CZ engines all

113105287A


04576



Crankshaft end play shims
0.36 mm (3 pieces)
Type-1 engines 1966 and
later, Type-3 engines 1966
and later, CT/CZ engines all

113105289A

04577



Crankshaft end play shims
0.38 mm (3 pieces)
Type-1 engines 1966 and
later, Type-3 engines 1966
and later, CT/CZ engines all

01504



Lightened flywheel
Type-1 engines 1200cc
1980 (D 1 455 272) and later,
1500cc, 1600cc (Bus until
1975 VIN 216 2118 505),
Type-3 engines 8.1962 and
later



Group 105 : Crankshaft, Conrods, Bearings

 04504



Lightened flywheel
Type-1 engines 1200cc
1980 (D 1 455 272) and later,
1500cc, 1600cc (Bus until
1975 VIN 296 2118 505),
Type-3 engines 8.1962 and
later

111105213

 01558



Crankshaft timing gear
woodruff key
Type-1 engines, Type-3
engines, Type-4 engines,
CT/CZ engines, Waterboxer
engines

 01646



Crankshaft timing gear
Type-1 engines except
25hp+30hp, Type-3 engines,
CT/CZ engines, Waterboxer
engines

113105209

 41504



Chromoly conversion
flywheel Type-4 engine >
Type-1 gearbox
Type-4 engines

 41535



Pilot shaft bearing
Type-1 engine (inside flywheel
bolt), Type-3 engine (inside
flywheel bolt), Type-4 engine
(inside crankshaft), CT/CZ engine
(inside flywheel bolt), Waterboxer
engines (inside crankshaft)

111105313A

 01937



Sandseal bolt-in crankshaft
pulley with black grading
Type-1 engines except
25hp+30hp

 01970



Sandseal bolt-in power
pulley with black grading
Type-1 engines except
25hp+30hp

 01938



Sandseal machinery-in
crankshaft pulley with black
grading
Type-1 engines except
25hp+30hp

 01638



Silicone crank seal with dust
lip
Type-1 engines 1200cc
(except 25hp+30hp), 1300,
1500 and 1600cc, Type-3
engines, CT/CZ engines

Group 105 : Crankshaft, Conrods, Bearings

 01909



Steel stock crankshaft pulley
(painted black)
Type-1 engines 1500 and
1600cc

113105251G

 01581



Stock connection rods (4
pieces)
Type-1 engines 1300, 1500
and 1600cc until 9.1992, Type-
3 engines 1500 and 1600cc,
CT/CZ engines 1600cc

311198401

 01639



Stock crank seal
Type-1 engines 1200cc
(except 25hp+30hp),
1300,1500 and 1600cc, Type-
3 engines, CT/CZ engines

113105245F

 03639



Standard crank seal with dust
lip
Type-1 engines 1200cc
(except 25hp+30hp),
1300,1500 and 1600cc, Type-
3 engines, CT/CZ engines

113105245F

 04643



Stock crankshaft gear spacer
Type-1 engines (except
25hp+30hp engines), Type-3
engines, Type-4 engines,
CT/CZ engines, Waterboxer
engines

113105219

 01640



Stock silicone crank seal
Type-1 engines 1200cc
(except 25hp+30hp),
1300,1500 and 1600cc, Type-
3 engines, CT/CZ engines

 01503



Stock flywheel
Type-1 engines 1200cc
1980 (D 1 455 272) and later,
1500cc, 1600cc (Bus until
1975 VIN 216 2118 505), Type-
3 engines 8.1962 and later

311105271 • 311105273A

 01641



Stock flywheel dowel pins (4
pieces)
Type-1 engines (except
25hp+30hp), Type-3 engines,
CT/CZ engines

113105277

 01535



Stock gland nut including pilot
bearing
Type-1 engines except 25hp+30hp
and cars with automatic
transmission, Type-3 engines
except cars with automatic
transmission, CT/CZ engines

111105305E



Group 105 : Crankshaft, Conrods, Bearings

 02091



Stock gland nut including pilot bearing
Type-1 engine 30hp

111105305C

 02238



Distributor drive pinion
Type-1 engines 8.1964 and later except 30hp engines,
Type-3 engines, CT/CZ engines, Waterboxer engines

113105231B

 01592



Distributor shaft or rocker arm washers (Per Pair)
Distributor Type-1 engines except 25hp+30hp, Type-3 engines, CT/CZ engines, Waterboxer engines, Rocker arm Type-1 engines 25hp+30hp

111105235A

 06238



Distributor drive pinion spring
Type-1 engines, Type-3 engines, Type-4 engines, CT/CZ engines, Waterboxer engines

111105233

 01642



Distributor drive gear
Type-1 engines, Type-3 engines, Type-4 engines, CT/CZ engines, Waterboxer engines

111105223

 01934



Chrome crankshaft pulley bolt and washer
Type-1 engines

 01908



Chrome stock crankshaft pulley
Type-1 engines 1500 and 1600cc

113105251G

 01649



Longer and wider flywheel dowel pins (8 pieces)
Type-1 engines (except 25hp+30hp), Type-3 engines, CT/CZ engines

 01648



Longer flywheel dowel pins (8 pieces)
Type-1 engines (except 25hp+30hp), Type-3 engines, CT/CZ engines

Group 105 : Crankshaft, Conrods, Bearings

01900



Five holes aluminum power pulley with a black engraved grading
Type-1 engines except 25hp+30hp


311105295A

01637



Flywheel O-ring (59.4 x 3 mm)
Type-1 engines 1966 and later, Type-3 engines 1966 and later, CT/CZ engines


01633



Flywheel gasket
Type-1 engines 25hp+30hp

111105279A


04726



Flywheel gasket metal
Type-1 engines 34hp 1961 (6 213 300) until 4.1966 (D 0 076 331), 1300cc until 7.1966 (E 0 0004 200 and F 0 0741 384), Type-3 engines 1500cc until 4.1966 (K 00 40 816 and M 0 000 299)*, 1600cc until 4.1966 (T 0 210 166 and P 0 000 799)

113105279A

04728



Flywheel gasket paper
Type-1 engines 34hp until 1961 (engine code 6 213 299), Type-3 engines only with 180mm flywheel 113 105 271 A

113105279

02097



Gland nut spring washer
Type-1 engine, Type-3 engine, CT/CZ engine

111105297

01904



Solid aluminum power pulley with a black engraved grading
Type-1 engines except 25hp+30hp

01901



Black anodized aluminum crankshaft pulley with laser engraved graduation
Type-1 engines except 25hp+30hp



Group 107 : Pistons, Piston rings, Piston / cylinder kits

107

Pistons, Piston rings, Piston / cylinder kits

 01697



1st oversize piston ring kit
Type-1 engines 1200cc
(30hp+34hp)

111198259A

 01818



1st oversize piston ring set
Type-1 engines 1300cc

111198259B

 01827



1st oversize piston ring kit
Type-1 engines 1600cc, Type-3 engines 1600cc

311198171A

 01814



2nd oversize piston ring kit
Type-1 engines 1200cc
(30hp+34hp)

111198261A

 01819



2nd oversize piston ring kit
Type-1 engines 1300cc

111198261B

 01828



2nd oversize piston ring kit
Type-1 engines 1600cc, Type-3 engines 1600cc

311198173A

 04794



Big-bore cylinder and piston kit 1385cc (1200 slip-in)
Type-1 engines

 04795



Big-bore cylinder and piston kit 1385cc (1200 slip-in)
Type-1 engines

Group 107 : Pistons, Piston rings, Piston / cylinder kits

01790



Big-bore cylinder and piston kit 1641cc slip-in (casted pistons)
Type-1 engines, Type-3 engines, CT/CZ engines

01787



Big-bore cylinder and piston kit 1641cc slip-in (forged pistons)
Type-1 engines, Type-3 engines, CT/CZ engines

01715



Big-bore cylinder and piston kit 1679cc (1600 slip-in)
Type-1 engines, Type-3 engines, CT/CZ engines

01704



Big-bore cylinder and piston kit 1775cc
Type-1 engines, Type-3 engines, CT/CZ engines

01702



Big-bore cylinder and piston kit 1835cc
Type-1 engines, Type-3 engines, CT/CZ engines

01703



Big-bore cylinder and piston kit 1915cc
Type-1 engines, Type-3 engines, CT/CZ engines

01700



Big-bore cylinder and piston kit 2110cc
Type-1 engines, Type-3 engines, CT/CZ engines

01791



Big-bore cylinder and piston kit 2180cc
Type-1 engines, Type-3 engines, CT/CZ engines

01792



Big-bore cylinder and piston kit 2276cc
Type-1 engines, Type-3 engines, CT/CZ engines

31119806987F



Group 107 : Pistons, Piston rings, Piston / cylinder kits

 01832



Big-bore piston ring kit
Type-1 engines, Type-3
engines, CT/ CV engines

 01833



Big-bore piston ring kit
Type-1 engines, Type-3
engines, CT/ CV engines

 01834



Big-bore piston ring kit
Type-1 engines, Type-3
engines, CT/ CV engines

 01839



Big-bore piston ring kit
Type-1 engines, Type-3
engines, CT/ CV engines

 01858



Big-bore piston ring kit
Type-1 engines, Type-3
engines, CT/ CV engines

 01862



Big-bore piston ring kit
Type-1 engines, Type-3
engines, CT/ CV engines

 01864



Big-bore piston ring kit
Type-1 engines, Type-3
engines, CT/ CV engines

 01869



Big-bore piston ring set
Type-1 engines, Type-3
engines, CT/ CV engines

 31707



Big-bore piston ring kit
Type-1 engines

Group 107 : Pistons, Piston rings, Piston / cylinder kits

01718



Cylinder and piston kit
1192cc (1200)
Type-1 engines

111198057A

01714



Cylinder and piston kit
1192cc (30hp)
Type-1 engines

111198057

01719



Cylinder and piston kit
1285cc (1300)
Type-1 engines

111198057B

03718



Cylinder and piston kit
1493cc (1500)
Type-1 engines, Type-3
engines

311198063H

01698



Cylinder and piston kit
1585cc (1600) with forged
pistons
Type-1 engines, Type-3
engines

311198069F

04715



Thick wall big bore cylinder
and piston kit 1679cc (1600
slip-in)
Type-1 engines, Type-3
engines, CT/CZ engines

05699



Mahle cylinder and piston
kit 1585cc (1600) with cast
pistons
Type-1 engines, Type-3
engines

311198069F

01701



Stock size piston pin (each)
Type-1 engines 1500 and
1600cc, Type-3 engines, CT/
CZ engines

311107411

01705




Standard piston ring kit
Type-1 engines 1200cc
(30hp+34hp)

111198157A



Group 107 : Pistons, Piston rings, Piston / cylinder kits

 01706



Standard piston ring kit
Type-1 engines 1300cc

111198157B

 01708



Standard piston ring kit
Type-1 engines 1600cc, Type-3 engines 1600cc

311198169A

 01823



Standard piston ring kit
Type-1 engines 1500cc, Type-3 engines 1500cc

315198163A

 21893



Standard piston ring kit
Type-1 engines 1600cc, Type-3 engines 1600cc, CT/CZ engines

070198169

 31720



Standard piston ring kit
Type-3 engines 1500cc

311198263A

 01793



Teflon piston pin retainer buttons 13.40 mm (8 pieces)
Type-1 engines, Type-3 engines, CT/CV engines

 01795



Teflon piston pin retainer buttons 13.45 mm (8 pieces)
Type-1 engines, Type-3 engines, CT/CV engines

 01796



Teflon piston pin retainer buttons 13.70 mm (8 pieces)
Type-1 engines, Type-3 engines, CT/CV engines

 03793



Teflon piston pin retainer buttons 15.15 mm (8 pieces)
Type-1 engines, Type-3 engines, CT/CV engines

Group 107 : Pistons, Piston rings, Piston / cylinder kits


01699



Uber cylinder and piston kit 1585cc (1600) with cast pistons
Type-1 engines, Type-3 engines

311198069F

01798



Gudgeon piston in lock rings 22 mm per (8 pieces)
Type-1 1300, 1500 and 1600cc engines, Type-3 engines, CT/CZ engines

N0122761 • N122761

109

Camshaft, Valves, Pushrod, Pushrod tube

05757



Aluminum cam gear
Type-1 engines 25hp+30hp

03757




Aluminum cam gear
A-quality
Type-1 engines except 25hp+30hp engines, Type-3 engines

01757



Aluminum cam gear
B-quality
Type-1 engines except 25hp+30hp engines, Type-3 engines

01729



Chromoly blank end pushrods (8 pieces)
Type-1 (except 25 and 30hp), Type-3, Type-4, CT/CZ, Waterboxer engines

01891



Chromoly valve spring retainers (8 pieces)
Type-1 engines (excluding 25hp+30hp), Type-3 engines, CT/CZ engines



Group 109 : Camshaft, Valves, Pushrod, Pushrod tube

01731



Double racing valve springs
(8 pieces)

Type-1 engines 8.1960 and
later except 30hp engines

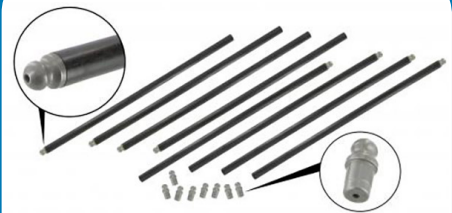
01739



Hardened valve stem caps (8
pieces)

Type-1 engines (except
25hp+30hp), Type-3 engines,
CT/CZ engines, Type-4
engines, Waterboxer engines

04729



Heavy Duty chromoly blank
end pushrods (8 pieces)
Type-1 (except 25 and 30hp),
Type-3, Type-4, CT/CZ,
Waterboxer engines

01774



Hi performance valve springs
(8 pieces)

Type-1 engines except
25hp+30hp, Type-3 engines,
CT/CZ engines

01734



High-rev valve spring kit with
retainers and valve locks

Type-1 engines except
25hp+30hp, Type-3 engines,
CT/CZ engines

01797



High lift pushrod tubes (8
pieces)

Type-1 engines 1300-1500-
1600cc, Type-3 engines

01780



Hi-ratio rocker kit 1: 25 to 1
chromoly (Per Pair)

Type-1 engines 8.1965 and
later, Type-3 engines, CT/CZ
engines, Waterboxer engines

01781



Hi-ratio rocker kit 1: 40 to 1
chromoly (Per Pair)

Type-1 engines 8.1965 and
later, Type-3 engines, CT/CZ
engines, Waterboxer engines

01879



Intake valves 30.0 x 7 mm (4
pieces)

Type-1 engine 30hp

111109601A

Group 109 : Camshaft, Valves, Pushrod, Pushrod tube

01754



Inlet valves 31.5 x 8 mm (4 pieces)
Type-1 engines 1200cc (except 25hp+30hp)

113109601B

01748



Inlet valves 35.6 x 8 mm (4 pieces)
Type-1 engines 1300cc 8.1970 and later, 1500cc, 1600cc B, C, AH, AG, AM and AE, 1600cc AD until 1973 (AD 886 566), 1600cc AF and AS until 7.1976, 1600cc AL until 1976 (AL 017 066), Type-3 engines all, CT/CZ engines all

311109601

01752



Inlet valves 33.1 x 8 mm (4 pieces)
Type-1 engine 1300cc until 7.1970, 1600cc AF 8.1976 and later, 1600cc AS 8.1976 and later, 1600cc AL 1976 (017 067) and later, 1600cc AJ, 1600cc ACD

113109601D

01733



Valve keepers (16 pieces)
Type-1 engines (except 25hp+30hp), Type-3 engines, CT/CZ engines, Type-4 engines, Waterboxer engines, Diesel engines 4.1981 and later

113109651A

04732



Valve keepers (16 pieces)
Type-1 engines (only 25hp+30hp)

111109651

01840



Valves 28.6 x 7 mm (4 pieces)
Type-1 engine 25hp intake and exhaust, Type-1 engine 30hp exhaust

111109611A

04704



Valve stem seals (8 pieces)
Type-1 engines except 25hp+30hp 1964 (engine number 8 339 393) until 9.1990, Type-3 engines, CT/CZ engines

113109619

01725



Valve adjustment nuts (M8 x 1.0) (8 pieces)
Type-1 until 1983 (VIN 11-E-119 815), Type-3, Type-4 1700cc, CT/CZ

N0111521 • N111521 • N0111525

04783



Valve adjustment screw (each)
only replacement for high-ratio rockers #1780 and #1781



Group 109 : Camshaft, Valves, Pushrod, Pushrod tube

01782



Valve adjustment screws (8 pieces)
Type-1 engines until 1983 (VIN 11-E-119 815), Type-3 engines, Type-4 engine 1700cc, CT/CZ engines

111109451 • 043109451

03784



High ratio valve adjustment screws M8 (8 pieces)
Type-1 until 1983 (VIN 11-E-119 815), Type-3, Type-4 1700cc, CT/CZ

01784



Pressure ball valve adjustment screws (M8) (8 pieces)
Type-1 until 1983 (VIN 11-E-119 815), Type-3, Type-4 1700cc, CT/CZ

04891



Valve springs (8 pieces)
Type-1 engines 25hp+30hp


111109623

01762



Adjustable pushrod tubes (8 pieces)
Type-1 engines (except 25hp+30hp engines), Type-3 engines until 7.1970

02095




Lightweight Webcam lifters 29 mm (8 pieces)
Type-1 engine until 9.1992 (excluding 25hp+30hp), Type-3 engine

04632



Lightweight lifters 28 mm with oil hole (8 pieces)
Type-1 until 9.1992 (excluding 25hp+30hp), Type-3 engines

04633



Lightweight lifters 30 mm with oil hole (8 pieces)
Type-1 until 9.1992 (excluding 25hp+30hp), Type-3 engines

01799



Lightweight lifters 31 mm with oil hole (8 pieces)
Type-1 engines until 9.1992 (excluded 25hp+30hp engines), Type-3 engines

Group 109 : Camshaft, Valves, Pushrod, Pushrod tube

01625



Camshaft EMPI 22-4100 (W-100) for 1.1 or 1.25 ratio rockers
Type-1 engines except 25hp+30hp engines, Type-3 engines

01626



Camshaft EMPI 22-4110 (W-110) for 1.1 or 1.25 ratio rockers
Type-1 engines except 25hp+30hp engines, Type-3 engines

01627



Camshaft EMPI 22-4120 (W-120) for 1.1 or 1.25 ratio rockers
Type-1 engines except 25hp+30hp engines, Type-3 engines

01628



Camshaft EMPI 22-4125 (W-125) for 1.1 or 1.25 ratio rockers
Type-1 engines except 25hp+30hp engines, Type-3 engines

01565



Camshaft with Okrasa specifications
Type-1 engines 25hp+30hp

01634



Camshaft bearings: cam 0.25/ case standard
Type-1, Type-3 and CT/CZ engines 8.1965 and later, Waterboxer engines until 7.1985

111198543

01620



Camshaft bearings: standard
Type-1, Type-3 and CT/CZ engines 8.1965 and later, Waterboxer engines until 7.1985

111198541

01776



Camshaft gear bolts for after market cams (3 pieces)
Type-1 engines (except 25hp+30hp), Type-3 engines, CT/CZ engines, Waterboxer engines

05776



Camshaft gear bolts for after market cams (3 pieces)
Type-1 engines 25hp+30hp



Group 109 : Camshaft, Valves, Pushrod, Pushrod tube

03824



Cam gear kit with straight gears
Type-1 engine, Type-3 engine, CT/CZ engine, Waterboxer engines

01632



Lifters standard (8 pieces)
Type-1 engines until 9.1992 (except 25hp+30hp), Type-3 engines

01745



Stainless steel valves (4 pieces)
Type-1 engines, Type-3 engines

113109309C

01746



Stainless steel valves (4 pieces)
Type-1 engines, Type-3 engines, CT/CV engines

01747



Stainless steel valves (4 pieces)
Type-1 engines, Type-3 engines, CT/CV engines

03746



Stainless steel valves (4 pieces)
Type-1 engines, Type-3 engines, CT/CV engines

01751



Silicone pushrod tube seals (16 pieces)
Type-1 engines except 25hp+30hp, Type-3 engines, CT/CZ engines for the cylinder head side, Waterboxer engines for the cylinder head side

03428



Steel high Performance pushrods (8 pieces)
Type-1 engines 1300, 1500 and 1600cc, Type-3 engines 1963 (266 358) and later

03429



Stock aluminum pushrods (8 pieces)
Type-1 engines 1300, 1500 and 1600cc, Type-3 engines 1963 (266 358) and later

311109301A

Group 109 : Camshaft, Valves, Pushrod, Pushrod tube

01890



Stock valve spring retainers
(8 pieces)
Type-1 engines except
25hp+30hp, Type-3 engines,
CT/CZ engines

113109641B

04890



Stock valve spring retainers
(8 pieces)
Type-1 engines 25hp+30hp

111109641

01569



Stock valve springs (8 pieces)
Type-1 engines 1300, 1500
and 1600cc, Type-3 engines
8.1964 and later

113109623C

01574



Stock camshaft
Type-1 engines 25hp+30hp

03787



Stock camshaft
Type-1 engines until 7.1971
(except 25hp+30hp engines),
Type-3 engines until 7.1971

03792



Stock camshaft
Type-1 engines 8.1971 and
later, Type-3 engines 8.1971
and later

113109021G

01763



Stock pushrod tube seals (16 pieces)
Type-1 engines 1200cc (except
25hp+30hp), Type-1 engines 1300-
1500-1600cc, Type-3 engines, CT/CZ
engines for the cylinder head side,
Waterboxer engines for the cylinder
head side

113109345A

01759



Stock pushrod tubes raw (8
pieces)
Type-1 engines 1200cc
(except 25hp+30hp)

113109335

01760



Stock pushrod tubes raw (8
pieces)
Type-1 engines 1300, 1500
and 1600cc, Type-3 engines

311109335 • 126109335



Group 109 : Camshaft, Valves, Pushrod, Pushrod tube

 01766



Stock pushrod tubes stainless steel (8 pieces)
Type-1 engines 1200cc (except 25hp and 30hp)

113109335

 01770



Stock pushrod tubes stainless steel (8 pieces)
Type-1 engines 1300, 1500 and 1600cc, Type-3 engines

311109335 • 126109335

 01584



Pushrods including lifters (8 pieces)
Type-1 engines 25hp+30hp

111109301A

 21756



Stock pushrod tube seals (8 pieces)
CT/CZ engines, Waterboxer engines, Type-1 and Type-3 engines for push rod tubes #4797

070109345

 04763



Pushrod tube seals (16 pieces)
Type-1 engines 25hp+30hp

111109345

 01755



Pushrod tubes raw (8 pieces)
Type-1 engines 25hp and 30hp

111109335

 04755



Pushrod tubes stainless steel (8 pieces)
Type-1 engines 25hp and 30hp

111109335

 01592



Distributor shaft or rocker arm washers (Per Pair)
Distributor Type-1 engines except 25hp+30hp, Type-3 engines, CT/CZ engines, Waterboxer engines, Rocker arm Type-1 engines 25hp+30hp

111105235A

 01800



Titanium valve spring retainers (8 pieces)
Type-1 engines (except 25hp+30hp), Type-3 engines, CT/CZ engines

Group 109 : Camshaft, Valves, Pushrod, Pushrod tube

 03788



Rocker arm thrust washers (8 pieces)
Type-1 engines (except 25hp+30hp), Type-3 engines, CT/CZ engines, Waterboxer engines

113109435 • 025109435

 03005



Rocker arm shims (8 pieces)
0.254mm/0.10"

 03006



Rocker arm shims (8 pieces)
0.381mm/0.15"

 03007



Rocker arm shims (8 pieces)
0.762mm/0.30"

 03008



Rocker arm shims (8 pieces)
1.524mm/0.60"

 03004



Rocker arms standard (Per Pair)
Type-1 engine (except 25hp+30hp), Type-3 engine, CT/CZ engine, Waterboxer engines

113109407

 03779



Rocker arm spring washers (4 pieces)
Type-1 engines except 25hp+30hp, Type-3 engines, CT/CZ engines

113109437


 03785



Rocker shaft/horn brush holder clips (4 pieces)
Type-1 25hp+30hp (rocker shaft), Type-1/Karmann Ghia until 7.1959 (brush holder)

111109425

 03000



Rocker arm stand shims (4 pieces)
Type-1 engines except 25 and 30hp, CT/CZ engines, Waterboxer engines, Type-4 engines with small modification




Group 109 : Camshaft, Valves, Pushrod, Pushrod tube

 03001



Rocker arm stand shims (4 pieces)
Type-1 engines except 25 and 30hp, CT/CZ engines, Waterboxer engines, Type-4 engines with small modification

 03002



Rocker arm stand shims (4 pieces)
Type-1 engines except 25 and 30hp, CT/CZ engines, Waterboxer engines, Type-4 engines with small modification

 02991



Rocker shaft shims for high-ratio rocker (8 pieces) for set #1780 and #1781, Thickness: 0.381mm, Inner size: 19.50mm, Outer size: 25.40mm

 02990



Rocker shaft shims for high-ratio rocker kit # 1780 and # 1781 (8 pieces)
Thickness: 0.762mm, Inner size: 19.50mm, Outer size: 25.40mm

 02992



Rocker shaft shims for high-ratio rocker kit #1780 and #1781 (8 pieces)
Thickness: 0.254mm, Inner size: 19.50mm, Outer size: 25.40mm

 03786



Rocker shaft clips (4 pieces)
Type-1 (except 25hp+30hp), Type-3 all, CT all, Waterboxer engines all

113109439

 01785



High strength rocker arms (Per Pair)
Type-1 engine 8.1960 and later (except 30hp), Type-3 engine, CT/CZ engine, Waterboxer engines

 01783



1.25 to 1 rockers (8 pieces)
Type-1 8.1960 and later, Karmann Ghia 8.1960 and later, Bus 1200/1300/1500/1600cc 8.1960 and later, Vanagon/T25 Waterboxer engines, Type-3, Thing

 01753



Outlet valves 30.0 x 8 mm (4 pieces)
Type-1 engines 1200cc (except 25hp+30hp), 1300cc until 7.1970

113109612

Group 109 : Camshaft, Valves, Pushrod, Pushrod tube

01756



Outlet valves 30.0 x 9 mm (4 pieces)
Type-1 engines 1300 AC 1974 (AC 008 540) and later, 1300 AR 1974 (AR 009 253) and later, 1600 AK and AJ, 1600 AF 1974 (AF 124 871) and later, 1600 AS 1974 (AS 194 453) and later, 1600 ACD until 7.1996, CT/CZ engines 1600 (stock)

043109611A

01749



Outlet valves 32.0 x 8 mm (4 pieces)
Type-1 engines 1300 AB, 1300 AC until 1974 (AC 008 539), 1300 AR until 1974 (AR 009 252), 1500, 1600 B, C, AD, AH, AG, AM and AE, 1600 AF until 1974 (AF 048 725), 1600 AS until 1974 (AS 203 629), 1600 AL until 12.1974, Type-3 engines all

113109612A • 311109612

21751



Outlet valves 32.0 x 9 mm (4 pieces)
Type-1 engines 1600cc AD 1973 (AD 886 567) and later, 1600cc AS until 1974 (AS 194 452), 1600cc AF 1974 (AF 048 726) until 1974 (AF 124 871), 1600cc AL 1.1975 and later, CT/CZ engines 1600cc (oversize)

043109612

04797



Spring adjustable pushrod tubes (8 pieces)
Type-1 engines for high lift application (except 25hp+30hp), CT/CZ engines (stock application), Waterboxer engines (stock application)

025109337

01761



Spring adjustable windage pushrod tubes (8 pieces)
Type-1 engines 1200cc (except 25hp+30hp), Type-1 engines 1300-1500-1600cc, Type-3 engines

01624



Adjustable cam gear kit with straight gears
Type-1 engine, Type-3 engine, CT/CZ engine, Waterboxer engines

01764



Replacement rubber sealing rings (16 pieces)
Spring adjustable windage pushrod tubes #1761

01712



Windage pushrod tubes (raw) (8 pieces)
Type-1 engines 13/15/1600cc, Type-3 engines

01758



Windage pushrod tubes (stainless steel) (8 pieces)
Type-1 engines 1300-1500-1600cc, Type-3 engines



Group 115 : Oil pumps, Oil fillers, Dipsticks

115

Oil pumps, Oil fillers, Dipsticks

01813



``Lifetime`` oil filter (replacement) for oil sump #1812 and #1884

04846



Sealing rings M6 (6 pieces)
Inner diameter: 6mm, Outer diameter: 10mm, Thickness: 1mm, Material: copper

N138042• N0138042

04966

Geen afbeelding beschikbaar
No image available
Image non disponible



Seal ring for the oil pressure plunger screw and gas heater suction pipe (Per Pair)
Oil pressure plunger screw Type-1 engines, Type-3 engines, Gas heater suction pipe Type-3 8.1965 until 7.1971

N0138174N138171• N0138171

01805



Aluminum full flow oilpump cover

Type-1 engines 1200cc 1967 (D 0230001) and later, 1300cc 1967 (E 0013651 and F 1225018) until 7.1970 and 8.1970 and later (all 1300cc engines codes), 1500cc 1967 (L 0018100 and H 0822052) and later, 1600cc

03992



Aluminum full flow oilpump cover with pressure valve

Type-1 engines 1200cc 1967 (D 0230001) and later, 1300cc 1967 (E 0013651 and F 1225018) until 7.1970 and 8.1970 and later (all 1300cc engines codes), 1500cc 1967 (L 0018100 and H 0822052) and later, 1600cc

01881



Breather tube collar
Type-1 engine 1200cc 8.1955 until 7.1975 and 1300-1500-1600cc until 7.1972

11115491

04620



Billet oil dip stick
Type-1 engines 8.1960 and later, (except 30hp engines)

01847



Domed oil cap chrome
Type-1 engines 8.1955 and later (except injection engines with engine code AJ), Diesel engines on valve cover

Group 115 : Oil pumps, Oil fillers, Dipsticks

01990



Case oil filler block off
Type-1 engines

113115349

04970



Case hardware kit
Type-1 8.1970 and later,
Type-3, Thing, + new case
#4969

113198033- 311115315A- 113115349- 113115411- 111115421A-
111115425A- 111115431C- N110088- N138171- N143953- N143963-
N144434- N144521- N145581- N0110088- N01100818- N01224111-
N0138171- N0143953- N0143968- N0144521- N0145581- N01444312

04856



Sump plate with magnetic oil
drain plug
Type-1 engines 25hp+30hp

**111115181B- N138152-
N0138156**

04855



Sump plate with oil drain
plug hole
Type-1 engines except
25hp+30hp, Type-3 engines,
CT/CZ engines

122115181A


01855



Sump plate with oil drain
plug hole chrome
Type-1 engines (except
25hp+30hp), Type-3 engines,
CT/CZ engines


122115181A

01885



Sump plate gasket (each)
only for the 0.95 liter extra
oilsump #1884

01857



Sump plate gasket kit
Type-1 engines 25hp+30hp

**111115189- N138042-
N0138042- N138152- N0138152**

03852



Sump plate kit with magnetic
drain plug galvanized
Type-1 engine 30hp 1955 (1
677 688) and later

**111115189- N138152- N0138152-
N0138042- N0138042- 111115181B-
111115175A- N110623- N0110624**

01897



Case breather filter with a
chrome plated top
Top: 50mm, Bottom: 57mm,
Height: 41mm, Connection
inner size: 13mm



Group 115 : Oil pumps, Oil fillers, Dipsticks

01769



Valve cover vents (Per Pair)
Full length: 32.4mm, Hose
side diameter: 12.6mm,
Mounting hole diameter:
16mm, Thread length: 14mm

01896



Oil breather kit

01980



Case breather tower
Type-1 engines (except
25hp+30hp)

01880



Breather tube end boot
Type-1 1200cc 1963 until
7.1975, 13/15/1600cc until
7.1972, Type-3 engine until
7.1967+ 8.1968 and later

31111541

01983



Filter flow heavy duty oil
pump
Type-1 engines 1300, 1500
and 1600cc 8.1969 until
7.1971, 1200cc 8.1969 and
later

01984



Filter flow heavy duty oil
pump
Type-1 engines 1300 and
1600cc 8.1971 and later, CT/
CZ engines

01806



Full flow oil pump with filter
Type-1 engines 1300, 1500
and 1600cc 8.1969 until
7.1971, 1200cc 8.1969 and
later

01807



Full flow oil pump with filter
Type-1 engines 1300 and
1600cc 8.1971 and later

03848



Polished 45 degrees oil filler
Type-1 engines except
25hp+30hp

BAA115101

Group 115 : Oil pumps, Oil fillers, Dipsticks

01845



Polished straight oil filler
Type-1 engines except
25hp+30hp

01947



Ribbed oil filler cap chrome
Type-1 engines 8.1955
and later (except injection
engines with engine code
AJ), Diesel engines on valve
cover

01997



High performance oil filter
oil filter adapter #1825 and
#3827

01803



Heavy duty oil pump
Type-1 engines 1300, 1500
and 1600cc 8.1969 until
7.1971, 1200cc 8.1969 and
later

01802



Heavy duty oil pump
Type-1 engine 1300 and
1600cc 8.1971 and later, CT/
CZ engine

01981



Heavy duty oil pump
Type-1 engines 1300, 1500
and 1600cc 8.1969 until
7.1971, 1200cc 8.1969 and
later, Type-3 engines, 8.1969
until 7.1971

01982



Heavy duty oil pump
Type-1 engine 1300 and
1600cc 8.1971 and later,
Type-3 engine 8.1971 and
later, CT/CZ engines

04850



Magnetic oil drain plug
Type-1 engine 8.1959 and
later, Type-3 engine, CT/CZ
engine

01899



Melling heavy duty oil pump
Type-1 engines 1300, 1500
and 1600cc 8.1969 until
7.1971, 1200cc 8.1969 and
later



Group 115 : Oil pumps, Oil fillers, Dipsticks

01812



Mini oil sump with
"Lifetime" filter
Type-1 engines (except
25hp+30hp), Type-3 engines,
CT/CZ engines

04847



Oil drain plug gasket ring
(each)
Type-1 engines 8.1959 and
later, Type-3 engines, Type-4
engines, CT/CZ engines

01816



Oil pressure booster kit
Type-1 engines (except
25hp+30hp), Type-3 engines

N138152 • N0138156 • N0138152

04971



Oil pressure plunger locking
screw (each)
Type-1 engine (except
25hp+30hp), Type-3 engine

04262



Oil pressure plunger locking
screw gasket ring (each)
Type-1 engines 25hp+30hp

03827



Oil filter adapter (oil ports
right)

N138201 • N0138202

01825



Oil filter adapter with the oil
ports left

01944



Oil seal oil pump (Per Pair)
only automatic transmissions

41885



Oil dipstick boot
Type-4 engines until 7/1979
(replace OEM), Type-1
engines (for better sealing)

113115219

021119245


Group 115 : Oil pumps, Oil fillers, Dipsticks

01843



Oil dipstick holder conversion kit
Type-3 to Type-1 engines


01998



Oil pump gaskets (set)
Type-1 1200cc 1967 (D 0230001) and later, 1300cc 1967 (E 0013651 and F 1225018) and later, 1500cc 1967 (L 0018100 and H 0822052) and later, 1600cc, Type-3 1500cc 1967 (K 0090196) and later, 1600cc 1967 (T 0445098) and later, CT/CZ, Type-4 (only one gasket can be used), Waterboxer engines

11115131B • 11115111B

03498



Oil pump gasket kit
Type-1 engine 25hp, 30hp and 34hp until 7.1965, 1200cc until 1967 (D 0 230 000), 1300cc until 1967 (E 0 013 650 and F 1 225 017), 1500cc until 1967 (L 0 018 099 and H 0 822 051), Type-3 engine 1500cc until 1967 (K 0 090 195), 1600cc until 1967 (T 0 445 097)

11115131A • 11115111A

03706



Oil pump cover nuts (4 pieces)
Type-1 1200cc 1967 (D 0230001) and later, 1300cc 1967 (E 0013651 and F 1225018) until 7.1970, 1300cc 8.1970 and later, 1500cc 1967 (L 0018100 and H 0822052) and later, 1600cc, Type-3 1500cc 1967 (K 0090196) and later, 1600cc 1967 (T 0445098) and later, CT/CZ engines, Waterboxer engines

11115161

01804



Oil pump cover gasket
HD pump #1802 and #1803, HD pump with filter #1806 and #1807, filter flow pump #1983 and #1984

01844



Oil cap replacement for for for oil filler #1845

04882



Gasket oil filler cap (rubber)
Type-1 engines 10.1992 and later, Diesel engines on valve cover, + replacement for cap #1882

06A103483D

01903



Oil cap seal ring
Paruzzi #1844, #1845, #1875, #1878 and #3848

04883



Oil filler cap cork gasket
Type-1 engines 8.1955 until 9.1992, Type-3 engines

11115487



Group 115 : Oil pumps, Oil fillers, Dipsticks

 31845



Oil filler pipe or case block-off plate gasket

Oil filler pipe Type-3 engines, CT/CZ engines, Waterboxer engines, Case block-off plate Type-1 engines except 25hp+30hp

311115315A • 025115315

 01848



Oil filler with drain tube and cap chrome

Type-1 engine 1200cc (34hp) until 1961 (engine code 5 703 137), Type-1 engine 1200cc (34hp) 1963 (engine code 8 046 097) until 7.1966, Type-1 engine 1300cc until 7.1966

211115451A

 01849



Oil filler with cap and without drain tube chrome

Type-1 engine 1200cc (34hp) until 7.1975, Type-1 engine 1300cc until 7.1972, Type-1 engine 1500cc until 7.1972, Type-1 engine 1600cc until 7.1972

113115451E

 01872



Oil filler nut

Type-1/Karmann Ghia 8.1960 and later (not 30hp), Bus 1200/1300/1500/1600 8.1960 and later (not 30hp and CT), Thing

113115495

 01846



Oil inlet or oil cap seal ring
oil inlet #1845, #1875, #1878 and #3848, oil cap #1980

113115475

 03847



Oil filler or breather box gasket
Type-1 engines except 25hp+30hp, Type-3 engines

 03846



Oil filler gasket
Type-1 engines 25hp+30hp

111115475A

 03849



Oil filler black
Type-1 engine 1200cc 8.1975 and later, Type-1 engine 1300cc 8.1972 and later, Type-1 engine 1600cc 8.1972 and later

113115451E

 01853



Oil screen
Type-1 engines 1200cc 1967 until 7.1969, 1300cc (F) 1967 until 7.1969, 1300cc (E) 1968 until 7.1969, 1500cc (H) without EGR 8.1967 until 7.1969, 1500cc (H) with EGR 1967 until 7.1969, 1500cc (L) 1967 until 1969, Type-3 engines 1500 and 1600cc until 7.1969

311115175A

Group 115 : Oil pumps, Oil fillers, Dipsticks

01893



Oil screen
Type-1 engine 30hp 1955 (1 677 688) and later

11115175A

01994



Oil screen
Type-1 engines 1200cc 8.1969 and later, 1300cc 8.1969 and later, 1500cc with engine code H 8.1969 and later, 1500cc with engine code L 1969 (L 0 024 237) and later, 1600cc, Type-3 engines 1500 and 1600cc 8.1969 and later, CT/CZ engines 1600cc

11115175B

02000



Oil screen
Type-1 engines 1200cc (D) until 1967, 1300cc (F) until 1967, 1300cc (E) until 1968, 1500cc (L) until 1967, 1500cc (H) without EGR until 7.1967, 1500cc (H) with EGR 1967

113115175

01851



Paper sump plate gasket kit
Type-1 engines (except 25hp+30hp), Type-3 engines, CT/CZ engines

113198031

01875



Red anodized straight oil filler
Type-1 engines except 25hp+30hp

01854



Silicone sump plate gasket kit
Type-1 engines (except 25hp+30hp), Type-3 engines, CT/CZ engines

01992



Steel full flow oilpump cover
Type-1 engines 1200cc 1967 (D 0230001) and later, 1300cc 1967 (E 0013651 and F 1225018) until 7.1970 and 8.1970 and later (all 1300cc engines codes), 1500cc 1967 (L 0018100 and H 0822052) and later, 1600cc

04851



Stock oil drain plug
Type-1 engine 8.1959 and later, Type-3 engine, CT/CZ engine

113115193

01826



Stock oil filter
stock replacement Type-1 engines 10.1992 and later, other applications replacement for oilpump #1806 and #1807, to be used for adapter #1825 and #3827

056115561G



Group 115 : Oil pumps, Oil fillers, Dipsticks

01886



Stock oil pump
Type-1 engines until 1967*,
Type-3 engines until 1967*

11115107• 31115107•
11115111A

01887



Stock oil pump
Type-1 engines 1967* until
7.1969, Type-3 engines 1967*
until 7.1969

31115107A• 31115123A•
31115115• 31115107A

01888



Stock oil pump
Type-1 engines 1300, 1500
and 1600cc 8.1969 until
7.1971, 1200cc 8.1969 and
later, Type-3 engines 8.1969
until 7.1971

11115107A• 31115123A•
11115115B• 31115107A

01889



Stock oil pump
Type-1 engines 1300 and
1600cc 8.1971 and later,
Type-3 engines 8.1971
and later, CT/CZ engines,
Waterboxer engines

11115107B• 11115123B•
11115115C

03705



Stock oil pump cover
Type-1 * 1200cc 1967 (D 0230001) and
later, 1300cc 1967 (E 0013651 and F
1225018) until 7.1970, 1300cc 8.1970
and later, 1500cc 1967 (L 0018100 and H
0822052) and later, 1600cc, Type-3 1500cc
1967 (K 0090196) and later, 1600cc 1967
(T 0445098) and later, CT/CZ engines,
Waterboxer engines

31115141C

03883



Stock oil filler cap
Type-1 engines 8.1955 until
9.1992 (except injection
engines with engine code AJ)

11115485

04852



Chromed sump plate kit with magnetic
drain plug
Type-1 engines 1200cc 1967 until 7.1969,
1300cc (F) 1967 until 7.1969, 1300cc (E)
1968 until 7.1969, 1500cc (H) without EGR
8.1967 until 7.1969, 1500cc (H) with EGR
1967 until 7.1969, 1500cc (L) 1967 until
1969, Type-3 engines 1500 and 1600cc
until 7.1969

113198031• 31115175A•
N110623• N0110624

04853



Chromed sump plate kit with
magnetic drain plug
Type-1 engine 8.1969 and
later, Type-3 engine 8.1969
and later, CT/CZ

113198031• 11115175B•
N110623• N0110624

04857



Chromed sump plate kit with
magnetic drain plug
Type-1 engines 1200cc (D) until
1967, 1300cc (F) until 1967, 1300cc
(E) until 1968, 1500cc (L) until
1967, 1500cc (H) without EGR until
7.1967, 1500cc (H) with EGR 1967

113198031• 113115175•
N110623• N0110624

Group 115 : Oil pumps, Oil fillers, Dipsticks

01841



Chrome oil dipstick
Type-1 engines (except 25
and 30hp engines)

113115611

01882



Chrome oil filler cap
Type-1 engines 8.1955
and later (except injection
engines with engine code
AJ), Diesel engines on valve
cover

111115485

03853



Heavy duty aluminum sump
plate with oil drain plug
Type-1 engines (except
25hp+30hp), Type-3 engines,
CT/CZ engines

01852



Black sump plate kit with magnetic drain
plug
Type-1 engines 1200cc 1967 until 7.1969,
1300cc (F) 1967 until 7.1969, 1300cc (E)
1968 until 7.1969, 1500cc (H) without EGR
8.1967 until 7.1969, 1500cc (H) with EGR
1967 until 7.1969, 1500cc (L) 1967 until
1969, Type-3 engines 1500 and 1600cc
until 7.1969

**113198031 • 122115181A •
311115175A • N110623 • N0110624**

04854



Black sump plate kit with
magnetic drain plug
Type-1 engine 8.1969 and
later, Type-3 engine 8.1969
and later, CT/CZ engines

**113198031 • 122115181A •
111115175B • N110623 • N0110624**

04858



Black sump plate kit with magnetic
drain plug
Type-1 engines 1200cc (D) until
1967, 1300cc (F) until 1967, 1300cc
(E) until 1968, 1500cc (L) until
1967, 1500cc (H) without EGR until
7.1967, 1500cc (H) with EGR 1967

**113198031 • 122115181A •
113115175 • N110623 • N0110624**

01878



Black anodized straight oil
filler
Type-1 engines except
25hp+30hp

Empi



Group 117 : Oil coolers, Oil hoses

117

Oil coolers, Oil hoses

00987




Heavy Duty hose clamps
anodized blue (Per Pair)
Maximum hose outer size
20.9mm

00986



Heavy Duty hose clamps
anodized red (Per Pair)
Maximum hose outer size
20.9mm

01861



Brass fitting with internal and
external thread (Per Pair)
Thread size: 3/8 inch NPT,
Directional angle: 90°

01913



Brass fitting with internal and
external thread (Per Pair)
Thread size: 3/8 inch NPT,
Directional angle: 45°

01860



Brass hose barb male
threaded (Per Pair)
Thread size: 3/8 inch NPT,
Hose barb size: 12,7mm

01898



Brass hose barb male
threaded (Per Pair)
Thread size: 1/2 inch NPT,
Hose barb size: 12,7mm

04860



Brass hose barb male
threaded (Per Pair)
Thread size: 1/4 inch NPT,
Hose barb size: 12,7mm

03898



Brass swivel hose barb,
female threaded (Per Pair)
Thread size: -8 AN, Hose barb
size: 12.7mm

Group 117 : Oil coolers, Oil hoses

01829



Oil cooler
Type-1 engines 1300 and
1600cc 8.1970 and later

113117021

01905



Oil cooler
Type-1 engines until 7.1969

111117021C• 111117021D


01906



Oil cooler
Type-1 engines 1200cc
8.1969 and later, 1300, 1500
and 1600cc 8.1969 until
7.1970


111117021E

01865



Oil cooler 24 plates
280 x 125 x 40mm

01866



Oil cooler 48 plates
280 x 190 x 40mm

01867



Oil cooler 72 plates
280 x 260 x 40mm

01821



Dual oil cooler by-pass
Type-1 engines until 7.1970
(with modification 8.1970
and later)

01993



Oil cooler block off
Type-1 engines, Type-3
engines, Type-4 engines, CT/
CZ engines

03218



Oil cooler sealing frame
Type-1 engines 1300 and
1600cc 8.1970 and later

113117321



Group 117 : Oil coolers, Oil hoses

01976



Oil cooler with cooling fan
280 x 260 x 40mm, 12V/80
watt

01820



Oil cooler by-pass
Type-1 engines

04824



Oil cooler gasket
intermediate flange to case
replacement for #1820 and
#1993, option for the #1821

01824



Oil cooler seals (4 pieces)
Type-1 8.1969 and later,
Type-3 8.1969 and later,
Type-4, CT/CZ (oil cooler to
intermediate flange)

021117151A

03724



Oil cooler seals (Per Pair)
Type-1 engines until 7.1969,
Type-3 engines until 7.1962

111117151


31824



Oil cooler seals (Per Pair)
Type-3 engines 8.1962 until
7.1969


311117151A

01838




Oil cooler kit 24 plates
280 x 125 x 40mm

01837



Oil cooler kit 48 plates
280 x 190 x 40mm


01830



6 pass oil cooler kit
300 x 190 x 60mm

Group 117 : Oil coolers, Oil hoses

01836



Oil cooler kit 72 plates
280 x 260 x 40mm

01831



8 pass oil cooler kit
340 x 130 x 90mm

01989



Oil cooler support
13/1600cc 8.1970 and later

113117301


03725



Oil cooler adapting seal (from
8 to 10 mm) kit
Type-1 engines until 7.1969,
Type-3 engines 8.1962 until
7.1969

111198029

00988



Stainless steel braided oil
hose per meter
inner Ø 12.7mm outer Ø
17mm

00989



Stainless steel braided oil
hose per meter
inner Ø 14.2mm outer
20.9mm

00975



Oil hose textile braided per
meter
inner Ø 12.7 outer Ø 20.0mm

01870



Oil thermostat

01871



Oil thermostat replacing
O-rings (Per Pair)
EMPI 33-5010-0, Paruzzi
#1870



Group 117 : Oil coolers, Oil hoses

01091



Stud M8 x 40 mm with allen mounting (4 pieces)

01977



Oil thermostat switch for #1976 or custom applications

01935



Inner backing plate chrome Type-1 engines with alternator or Ø 105mm generator

131119259

01928



Blue transparent finned backing plate cover Type-1 engines with alternator or Ø 105mm generator

119

Doghouse, Fans, Cooling systems

03866



Retaining springs (4 pieces)
Cooling flaps Type-1 engines, Accelerator pedal mechanism Beetle 8.1957 until 1966 (VIN 116 851 649), Bus until 7.1972, Type-3 until 1964 (VIN 315 048 101), Heater and fresh air cables and rods Bus 8.1967 until 7.1979

211259283

01925



Outer backing plate chrome Type-1 engines with alternator or Ø 105mm generator

113119261B

01919



Outer backing plate black Type-1 engines with alternator or Ø 105mm generator

043119261 • 131119261

Group 119 : Doghouse, Fans, Cooling systems

32225



Cylinder deflector plates (Per Pair)

Type-1 engines for better cooling, Type-3 engines until 7.1970 for better cooling, 8.1970 and later stock replacement, CT/ CZ engines stock replacement

113119451

04925



Backing plate kit black (3-part)

Type-1 engines with alternator or Ø 105mm generator

043119261 • 131119261 • 131119471A • 131119271

03914



Throttle tube hole plug
Type-1 engines 1300 and 1600cc 8.1970 and later

211119217

03912



Throttle tube grommet
Type-1 engines 1.1966 and later

N0200921 • N200921

08000



Galvanized shroud screws with locator point and fixed washer (50 pieces)

Thread size: M6 x 1.00, Length: 12mm, Screw head Type: slotted, Material: galvanized steel, Washer diameter: 11.85mm

01926



Yellow transparent finned backing plate cover
Type-1 engines with alternator or Ø 105mm generator

01094



Heater or air cleaner hose seals (Per Pair)

Type-1 engine Heater: 1.1963 until 7.1970, Air cleaner: Beetle and Karmann Ghia 1500 and 1600cc until 7.1970

113119585A

04094



Heater or air cleaner hose seals (Per Pair)

Type-1 engines 8.1970 and later

113119585B

02202



Chrome fan shroud without heating

12/1500cc, 1300cc until 7.1970



Group 119 : Doghouse, Fans, Cooling systems

02207



Chrome doghouse fan shroud without heating
13/1600cc 8.1970 and later

02204



Chrome fan shroud with heating
12/1500cc, 1300cc until 7.1970

02206



Chrome doghouse fan shroud with heating
13/1600cc 8.1970 and later

02203



Black doghouse fan shroud without heating
13/1600cc 8.1970 and later

02219



Black fan shroud without heating
12/1500cc, 1300cc until 7.1970

02231



Black doghouse fan shroud with heating
13/1600cc 8.1970 and later

02233



Black fan shroud with heating
12/1500cc, 1300cc until 7.1970

01995



Cooling fan (316 mm)
13/1500cc until 7.1970,
1200cc 8.1966 and later

01996



Cooling fan (368 mm)
1300/1600 8.1970 and later

131119031

131119031B

Group 119 : Doghouse, Fans, Cooling systems

03933



Cool fan mounting kit
Type-1 engines

111198123

04135



Cooling flap return spring
Type-1 engines 8.1964 and
later

113119279

01907



Cool air thermostat 70 °C
Type-1 engines, Type-3
engines

043119159

02170



Fan (911) mounting kit
for 260mm Porsche coolfan,
Type-1 and Type-3 engines

02220



Air deflector plates rear side
(Per Pair)
Type-1 engines 1300, 1500
and 1600cc

131119357 • 131119358

08004



Engine assembly hardware
kit (10 mm cylinder studs)
Type-1 engine (not
25hp+30hp), Type-3 engine

02304



Chrome dress-up kit
Type-1 engines 1200 8.1966
until 7.1975, Type-1 engines
13/15/1600 until 7.1972

02211



Engine tinware behind the
pulley chrome
Type-1 engines 1200cc until
7.1969, 1300cc until 7.1969,
1500cc until 7.1967

113119533G

02235



Engine tinware behind the
pulley black
Type-1 engines 1200cc until
7.1969, 1300cc until 7.1969,
1500cc until 7.1967

113119533G



Group 119 : Doghouse, Fans, Cooling systems

02236



Engine tinware behind the pulley black

Type-1 engines 1300cc
8.1969 until 7.1972, 1500cc
8.1967 and later, 1600cc until
7.1972

113119533H• 113119533K

02223



Engine cover plate with heater, without heat riser holes black

Type-1 engines for Beetle and Karmann Ghia all years, and Bus until 7.1967 1300cc until 7.1969, 1500cc until 7.1967

02214



Engine cover plate with heater, without heat riser holes chrome

Type-1 engines for Beetle and Karmann Ghia all years, and Bus until 7.1967 1300cc until 7.1969, 1500cc until 7.1967

02213



Rear engine cover plate stock style chrome

Type-1 engines for Beetle and Karmann Ghia all years, and Bus until 7.1967 1300cc until 7.1969, 1500cc until 7.1967

113119523F

02222



Rear engine cover plate stock style black

Type-1 engines for Beetle and Karmann Ghia all years and Bus until 7.1967 1300cc until 7.1969, 1500cc until 7.1967

113119523F

02224



Engine cover plate without heater, with heat riser holes black

Type-1 engines for Beetle and Karmann Ghia all years, and Bus until 7.1967 1300cc until 7.1969, 1500cc until 7.1967

02215



Engine cover plate without heater and heat riser holes chrome

Type-1 engines for Beetle and Karmann Ghia all years, and Bus until 7.1967 1300cc until 7.1969, 1500cc until 7.1967

02225



Rear engine cover plate without heater and heat riser holes black

Type-1 engines for Beetle and Karmann Ghia all years, and Bus until 7.1967 1300cc until 7.1969, 1500cc until 7.1967

02221



Engine cover plate without heater, with heat riser holes chrome

Type-1 engines for Beetle and Karmann Ghia all years, and Bus until 7.1967 1300cc until 7.1969, 1500cc until 7.1967

Group 119 : Doghouse, Fans, Cooling systems

03216



Oil cooler tin seals (2-part)
Type-1 dual port engines

113119543 • 113119519

05260



Porsche style fan shroud for a
240 mm coolfan
Beetle, Bus with a Type-1
engine until 7.1971, Thing

02160



Porsche style fan shroud for a
260 mm coolfan
Type-1 engines, Type-3
engines

01929



Red transparent finned
backing plate cover
Type-1 engines with
alternator or Ø 105mm
generator

03767



Rubber stops (8 mm) on
several places used (Per Pair)
Beetle, Karmann Ghia, Type 3,
Bus until 7.1979, Thing

08001



Stainless steel shroud screws
including washers (50 pieces)
Thread size: M6 x 1.0, Length:
10mm, Material: stainless
steel A2, Tensile load: 70,
Wrench size: 5mm, Washer
diameter: 11.70mm

02230



Chrome air intake screen
Type-1 engines 8.1964 until
7.1970 (except 30hp engines)

02200



Chrome Ram-Air fan shroud
Type-1 engines

02208



Chrome cylinder shrouds (Per
Pair)
Type-1 engines 1300, 1500
and 1600cc until 7.1970

21119303B • 113119304G



Group 119 : Doghouse, Fans, Cooling systems

 02210



Chrome cylinder shrouds (Per Pair)
Type-1 carburetor engines
1300 and 1600cc 8.1970 and later

113119303J• 113119304H

 02217



Chrome oil cooler tin including seals (2-part)
Type-1 dual port engines

113119431• 113119419•
113119543• 113119519

 01991



Fan housing plugs (Per Pair)
1.1963 and later

 02228



Front engine cover plate
black
Type-1 engines for Beetle
and Thing 1300cc 8.1970 and
later, 1600cc 8.1970 and later

113119517S

 02251



Manifold heat riser covers
(Per Pair)
Type-1 engines with a single
hotspot 1.1963 and later
(except 30hp engines)

211119577• 211119578

 02249



Manifold heat riser insulation
kit
Type-1 engines with a single
hotspot 1.1963 and later
(except 30hp engines)

113119597• 113119599

 02232



Heater channel (black
transport paint) (3-part)
Type-1 engines 1300, 1500
and 1600cc

113119350• 043119350B• 113119352C•
043119352• 211119351C• 043119351B


 02216



Heater channel chromed (3-
part)
Type-1 engines 1300, 1500
and 1600cc

113119350• 043119350B• 113119352C•
043119352• 211119351C• 043119351B

 02227



Deflector plates for 10 mm
studs (Per Pair)
Type-1 1300, 1500 and
1600cc engines, Type-3
engines until 7.1970

311119317A

Group 119 : Doghouse, Fans, Cooling systems

02226



Deflector plates for 8 mm studs (Per Pair)
Type-1 1300 and 1600cc engines

043119317B

02209



Black cylinder shrouds (Per Pair)
Type-1 carburetor engines
1300 and 1600cc 8.1970 and later

113119303J• 113119304H

03808



Black cylinder shrouds (Per Pair)
Type-1 engines 1300, 1500 en 1600cc until 7.1970

211119303B• 113119304G

03217



Black oil cooler tin including seals (2-part)
Type-1 dual port engines

113119431• 113119419•
113119543• 113119519

01689



Fuel pressure regulator
Maximum pressure: 0.62 bar
(9 PSI)

01539



Fuel line from the pump to the carburetor
Type-1 engines 10.1952 until 7.1960

111127511A• 111127541A•
111127531A

127

Fuel pumps, Fuel lines



Group 127 : Fuel pumps, Fuel lines

 01537



Fuel line from chassis to pump
Type-1 engines 25hp+30hp
10.1952 and later

111127521A• 111127541A•
111127531A


 01543



Fuel line from chassis to pump
Type-1 engines 1200cc
(34hp) 8.1960 and later, 1300,
1500 and 1600cc until 7.1970

113127521A• 111127541A•
111127531A

 03969



Fuel line from chassis to pump
Type-1 engines 1300 and
1600cc 8.1970 and later

113127521G

 01502



Fuel pump
Type-1 engines until 7.1965
(except 25hp+30hp)

211127025• 113127025

 04540



Fuel pump
Type-1 engines 25hp+30hp

111127025• 111127025A•
111127025B


 04541



Fuel pump A-quality
Type-1 engines 8.1965 and
later, Type-3 engines

113127025G

 01691



Fuel pump block-off with
case breather
Type-1 (except 25hp+30hp)
engines, Type-3 engines,
CT/CZ engines, Waterboxer
engines

 03691



Fuel pump block-off stainless
steel
Type-1 (except 25hp+30hp
engines), Type-3, CT/CZ,
Waterboxer engines

 01541



Fuel pump B-quality
Type-1 engine 8.1965 until
7.1973, Type-3 engines

113127025DR

Group 127 : Fuel pumps, Fuel lines

01542



Fuel pump B-quality
Type-1 engines 8.1973 and
later


113127025G

03686



Electric fuel pump A-quality
12V, 0.27 - 0.38 bar, 90 l/h

01686



Electric fuel pump B-quality
12V/0.5 - 0.6 bar 114l/h

04542



Fuel pump rebuild kit
BCD fuel pump (Paruzzi
#4541)

01658



Fuel pump rebuild kit
Type-1 engine 1200cc (34hp)
until 7.1965, Type-3 engine
until 7.1965

01659



Fuel pump rebuild kit
Type-1 engine 1200 and 1300
8.1965 until 1972, 1500 and
1600 until 7.1970, Type-3
engine 8.1965 until 1972

111198553• 311198553• 113127113• 113127141•
113127183• 113127189• 113127311• 113127313•
N124341• 113127131A• 113127129

111198555• 311198555• 113127113• 113127141•
021127201• 311127215• 113127311• 113127313•
N124341• 113127129• 111127177• 113127131A•
111127181• 311127209

01730




Fuel pump rebuild kit
Type-1 engines 25hp+30hp

03696



Fuel pump vibration dampers
(Per Pair)
Fuel pump #1686 and #3686

03684



Fuel pump safety relay
12V

111198551• 111127141• 111127151•
111127157A• 111127169• 111127147•
111127131• 111127311



Group 127 : Fuel pumps, Fuel lines

 01685



Fuel pump chrome
Type-1 engine 8.1965 until
7.1973, Type-3 engines

113127307

 01684



Fuel pump pushrod (108
mm)
Type-1 engines until 7.1973
except 25hp+30hp, Type-3
engines

 01690



Fuel pump flange
Type-1 engines (except
25hp+30hp), Type-3 engines,
CT/CZ engines, Waterboxer
engines

113127303

 04690



Fuel pump flange
Type-1 engines 25hp+30hp

111127303


 03689



Fuel pump flange gaskets
(Per Pair)
Type-1 engines 25hp+30hp

111127311

 03692



Fuel pump flange gaskets
(Per Pair)
Type-1 engines (except
25hp+30hp), Type-3 engines,
CT/CZ engines, Waterboxer
engines

113127311 • 113127313

 04056



Fuel hose and fuel line clamp (each)
Beetle fuel line on fan shroud 1300,
1500 and 1600cc all years, 1200cc
8.1965 until 1976 (D 1 371 480),
Bus fuel line on fan shroud Type-1
engines 6.1959 until 7.1979, Type-3
engines fuel hose all, Thing fuel line
on fan shroud until 7.1970

311127525

 04691



Billet fuel pump block-off
Type-1 (except 25hp+30hp
engines), Type-3, CT/CZ,
Waterboxer engines

 03913



Engine front tin fuel line
grommet
Type-1 engines 10/1952 and
later

111127591

Group 129 : Carburetor, Air filter, Inlet manifold

705301



Carburetor jet
Weber IDF, ISA, EMPI HPMX,
Weber IDF, EPC 48, EMPI HPMX,
EPC 48.1951

705322



Carburetor jet
Weber DFV, DGE, DFV, ICT,
EMPI EPC 32/36F, EPC 34T,
EMPI EPC 32/36F, EPC 34

02811



Carburetor twist linkage
stainless steel
Weber IDF, Dellorto DRLA,
EMPI HPMX and D-series

02812



Carburetor twist linkage
stainless steel
Weber IDF and IDA, Dellorto
DRLA, EMPI HPMX, EPC 48,
EPC 51 and D-series

02815



Carburetor twist linkage
stainless steel
Weber ICT, EMPI EPC 34

02816



Carburetor twist linkage
stainless steel
Solex/Brosal H40-44 EIS, EMPI
40K

02115



Carburetor throttle return spring
Solex 28 PICT-2, 30 PICT-1, 30
PICT-2, 30 PICT-3, 31 PICT-3, 31
PICT-4, 34 PICT-3, 34 PICT-4,
Brosol H30/31 PICT (#2141),
Paruzzi and Solex reproductions
34 PICT-3 (#4425 and #2142)

113129881A

04130



Carburetor injection tube
Solex 28 PICT-1/2, Solex 30
PICT-1/2/3, Solex 31 PICT-3/4

113129323B

04132



Carburetor injection tube
Solex 34 PICT-3 /4

113129323C

Group 129 : Carburetor, Air filter, Inlet manifold

02166



Carburetor adapter 30/31
pict » 1600 manifold
Type-1/Karmann Ghia all 1.6,
Bus 1.6 (not CT), Thing 1.6

113129034

02122



Carburetor rebuild/gasket kit
Weber 32/36 DFEV, EMPI EPC
32/36F

02129



Carburetor rebuild/gasket kit
Solex 28 PCI


111198567A • 111129121 • 111129213B •
111129281A • 111129409 • 111129451 •
N137761 • 111129427B

02180



Carburetor rebuild/gasket kit
Solex/Brosol H40-44EIS, EMPI
40K

02194




Carburetor rebuild/gasket kit
Weber IDF 36

02196



Carburetor rebuild/gasket kit
Weber IDF 40, IDF 44, EMPI
HPMX 40, HPMX 44

02197



Carburetor rebuild/gasket kit
Dellorto DRLA 36, DRLA 40,
EMPI D 36mm, D 40mm

04243



Carburetor rebuild/gasket kit
Weber 34 ICT, EMPI EPC 34

02106



Carburetor rebuild/gasket kit
A-quality
Solex 31 PICT-3, 31 PICT-4,
Pierburg 31 PICT-5

113129281E • 113129213 • 111129201 • N137781 •
113129451A • 113129451B • 113129430 •
113129430A • 311129409 • 113129221 • 055129193C



Group 129 : Carburetor, Air filter, Inlet manifold

02116



Carburetor rebuild/gasket kit
A-quality
Solex 28 PICT, 28 PICT-1, 30
PICT-1

111129213C• 113129221• 113129281•
113129399• 111129409• 111129427B•
113129451A• N137761• 111129201

02117



Carburetor rebuild/gasket kit
A-quality
Solex 30 PICT-2

113129213• 113129221• 113129281B•
113129281C• 311129409• 113129451A•
N137761• 111129201

02118



Carburetor rebuild/gasket kit
A-quality
Solex 30 PICT-3

113129213• 113129221• 113129281D•
311129409• 113129430• 113129430A•
113129451A• N137761• 111129201

02119



Carburetor rebuild/gasket kit
A-quality
Solex 34 PICT-3

113129213A• 113129221• 113129281F•
311129409• 113129430• 113129430A•
113129451A• 113129707A• 111129201

02135



Carburetor rebuild/gasket kit
A-quality
Solex 31 PICT-4, 34 PICT-4

02130



Carburetor rebuild/gasket kit
B-quality
Solex 28 PICT-1, 28 PICT-2, 30
PICT 1, 30 PICT-2, 30 PICT-3,
31 PICT-3, 30/31 PICT, 34
PICT-3

111198569Z

04239



Carburetor kit EMPI EPC 34
1300cc, 1500cc and 1600cc
Type-1 single port engines

04240



Carburetor kit EMPI EPC 34
Type-1 dual port engines

34239



Carburetor kit EMPI EPC 34
mm
Type-3 single port engines

Group 129 : Carburetor, Air filter, Inlet manifold

34240



Carburetor kit EMPI EPC 34 mm
Type-3 dual port engines

02239




Carburetor kit Weber ICT
1300cc, 1500cc and 1600cc
Type-1 single port engines

02144




Carburetor adapter (25 mm)
for stock 28/30/31 PICT
carburetors

02168




Carburetor adapter (9 mm)
for stock 34 PICT carburetors

02133



Carburetor base gasket
Solex 26 VFI, 26 VFIS, 28 PCI,
28 PICT, 28 PICT-1, 28 PICT-2,
30 PICT-1, 30 PICT-2, 30 PICT-
3, H30/31 PICT

02134



Carburetor gasket
Solex 34 PICT-3, 34 PICT-4,
Bocar 34 PICT-3, Käfer 34
PICT-3, Paruzzi 34 PICT-3

N137761• N0137762• N0137761

113129707A

05133



Carburetor base gasket
Solex 31 PICT-3, 31 PICT-4

02136



Carburetor base gasket (Per
Pair)
Weber IDF 40+44, Dellorto
DRLA 40+44, EMPI HPMX
40+44

05236



Carburetor base gasket (Per
Pair)
Weber IDF/ IDA 48, EMPI EPC
48/51

N137781• N0137781



Group 129 : Carburetor, Air filter, Inlet manifold


05237



Carburetor base gasket (Per Pair)
Solex 32 PDSIT-2/3, Brosol H32/34 PDSI-2/3, Weber 34 ICT, EMPI EPC 34

021129795

05238



Carburetor base gasket (Per Pair)
Weber 32/36 DFEV, DFV, EMPI EPC 32/36F, Holley 5200

05239



Carburetor base gasket (Per Pair)
Solex/Brosol H40-44EIS

32134



Carburetor heat insulation flange (each)
Type-3 engines (Solex 32 PDSIT)

341129795

04237



Single EMPI HPMX 40 mm carburetor kit
Type-1 dual port engines

04238



Single EMPI HPMX 44 mm carburetor kit
Type-1 dual port engines

02163



Choke block-off plate
Weber IDF

02121



Choke element 12V
Weber 32/36 DFEV, EMPI EPC 32/36F

02145



Choke element 12V
Solex 28 PICT-1, Solex 28 PICT-2, Solex 30 PICT-1, Solex 30 PICT-2, Solex 30 PICT-3, Solex 31 PICT-3, Solex 31 PICT-4, Solex 34 PICT-3

113129191G

Group 129 : Carburetor, Air filter, Inlet manifold

03745



Choke element 6V
Solex 28 PICT-1, Solex 28 PICT-2, Solex 30 PICT-1, Solex 30 PICT-2, Solex 30 PICT-3, Solex 31 PICT-3


113129191H

02178



Carburetor cross-bar linkage
Weber ICT
Type-1 engines

02189



Cross-bar linkage Weber IDF, Dellorto DRLA
Type-1 engines, Type-3 engines

01035



Heat riser block-off plates
(Per Pair)
Beetle/Karmann Ghia 1.2 1.1963 and later 13/1.5 until 3.1974 1.6 until 7.1975, Bus 8.1960 and later, Type 3 1.5, Thing

02817



Twist linkages return Spring
Inner diameter: 31mm

04248



Dual EMPI D 36 mm carburetor kit
Type-1 engines (dual port)

04241



Dual EMPI HPMX 40 mm carburetor kit
Type-1 engines (dual port)

04242



Dual EMPI HPMX 44 mm carburetor kit
Type-1 engines (dual port)

04244



Dual EMPI Ultra HPMX 40 carburetor kit
Type-1 engines (dual port)



Group 129 : Carburetor, Air filter, Inlet manifold

02181



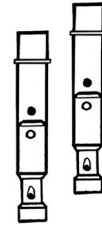
EMPI 40K carburetor kit
Type-1 dual port engines

02176



EMPI EPC 34 Carburetor
(each)
Main jet: 150, Air jet: 175, Idle
jet: 55, Emulsion tube: F6

02195



Weber IDF F11 emulsion tube
(Per Pair)
Weber IDF

43-1016-1

00914



Throttle cable sleeve
Beetle/Karmann Ghia 1200
1.1966 and later 13/15/1600
65 and later, Bus with Type-1
engine 13/15/1600 65 and
later, Thing

043129893

02125



Throttle cable sleeve
Type-1/Karmann Ghia 1200
(34hp) until 12.1965, Bus
30hp and 1200 (34hp) 6.1959
and later, Bus 1500 until 1964

211129893

02126



Throttle cable clip
Beetle /KG 25hp+30hp all,
Beetle /KG 1200 until 12.1965,
Beetle /KG 1300 until 1965,
Bus 25hp+30hp, Bus 1200 all,
Bus 1500 until 1965

113129909

04246



Linkage down rod with heim
ends (each)
replacement for EMPI 40/44
HPMX or Weber 40/44 IDF
Cross-bar linkage #2189

02141



H30/31 PICT carburetor
A-quality
Type-1 engines and replaces
the Solex 30 PICT-1, 30 PICT-
2, 30 PICT-3, 31 PICT-3, 31
PICT-4

113129027H

05141



H30/31 PICT carburetor
B-quality
Type-1 engines and replaces
the Solex 30 PICT-1, 30 PICT-
2, 30 PICT-3, 31 PICT-3, 31
PICT-4

113129027H

Group 129 : Carburetor, Air filter, Inlet manifold

02109



High Flow inlet manifold for vehicles with a single hotspot
Type-1 engines 1300cc 8.1970 and later (only together with #2107), 1600cc 8.1970 and later

02113



Manifold boot clamps (4 pieces)
Type-1 engines Beetle 1600cc 8.1970 and later, Karmann Ghia 1600cc 8.1970 and later, Bus 1600cc and 1300cc 8.1970 until 7.1979

05113



Manifold boot clamps (4 pieces)
Type-1 engines Beetle 1300cc 8.1970 and later, Karmann Ghia 1300cc 8.1970 and later, Thing 1600cc

N235033• N235472

N235033• N235312

05110



Inlet manifold boots (Per Pair)
Type-1 engines 1300cc 8.1970 and later, 1600cc with engine code AG until 2.1973

113129729C

02161



Manifold split boots (Per Pair)
Type-1 1600cc 8.1970 and later, Karmann Ghia 1600cc 8.1970 and later, Bus 1600cc 8.1970 and later, Thing 1600cc

06110



Inlet manifold boots red/brown (pair)
Type-1 1600cc engine 8.1970 and later (except with engine code AG until 2.1973, use #5110), CT/CZ engines

113129729B

02110



Inlet manifold boots black (pair)
Type-1 1600cc engine 8.1970 and later (except with engine code AG until 2.1973, use #5110), CT/CZ engines

113129729B

04231



Inlet gaskets (Per Pair)
Type-1 engines 1300cc, 1500cc and 1600cc until 7.1970, Type-3 single port engines 8.1962 and later

311129707• 311129707D

04236



Inlet gaskets (Per Pair)
Type-1 engines 1200cc 1962 (engine nr. 6 916 251) and later, Type-3 engines until 7.1962

N138231• N0138232• N0138231




Group 129 : Carburetor, Air filter, Inlet manifold

02104



Manifold central Weber IDF
Dellorto DRLA aluminum
Type-1 engines (dual port)

02139



Electric manifold heater 12V
Beetle all, Karmann Ghia all,
Bus single carburetor, Type-3
single carburetor, Thing all

05111



Inlet manifold for vehicles
with a automatic gearbox
Type-1 engines 1300, 1500
and 1600cc until 7.1970

113129701N

02108



Inlet manifold for vehicles
with single hotspot
Type-1 carburetor engines
1600cc 8.1970 and later
except cars with automatic
transmission

113129701CA

02114



Inlet manifold for vehicles
with a manual transmission
Type-1 engines 1300, 1500
and 1600cc until 7.1970

113129701K

05114



Inlet manifold for vehicles
with a manual transmission
Type-1 engines 1200cc 34hp

111129701K • 113129701D

02127



Inlet manifolds Big Beef
Weber IDF, Dellorto DRLA
(Per Pair)
Type-1 engines dual port

04179



Inlet manifolds Weber ICT
(Per Pair)
Type-1 1300-1500cc engines
single port

02244



Inlet manifolds Weber IDF,
Dellorto DRLA (Per Pair)
Type-1 engines dual port

Group 129 : Carburetor, Air filter, Inlet manifold

32106



Inlet manifolds Weber IDF, Dellorto DRLA (Per Pair) Type-3 engines dual port

02241



Inlet manifold Weber IDF, Dellorto DRLA 40 mm (Per Pair) Type-1 engines dual port

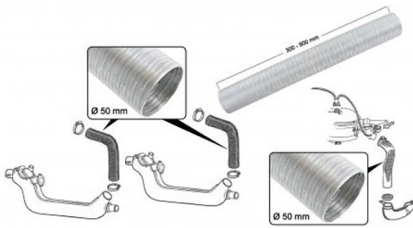
02143



Cable connector Throttle cable Type-1 engines 25hp, 30hp, 1200cc, 1500 and 1600cc all, 1300cc with engine code E 1965 (E 0 002 921) and later and with engine code F 1965 (F 0 429 814) and later, Type-3 engines until 7.1965, Cool air flap rod Type-3 1963 (engine code 255 340) and later

11129921 • N102052 • N0102052

01095



Heater/air cleaner hose aluminum Ø50 x 300-900 mm
Heater Type-1 engine 1.1963 and later, Air cleaner Beetle 1967 and later

01097



Heaterhose or aircleanerhose cardboard Ø 50 x 1080 mm
Heater Type-1 engines 1.1963 and later, Air cleaner Beetle 1967 and later

04197



Chrome velocity stacks (height 100 mm) (Per Pair) Weber IDF, Dellorto DRLA, EMPI HPMX

04198



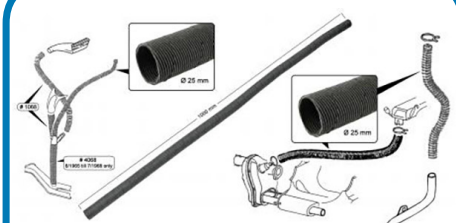
Chrome velocity stacks (height 152 mm) (Per Pair) Weber IDF, Dellorto DRLA, EMPI HPMX

02198



Chrome velocity stacks (height 55 mm) (Per Pair) Weber IDF, Dellorto DRLA, EMPI HPMX

01016



Air cleaner/heater hose cardboard Ø 25 x 1000 mm
A/C Beetle/Type 3 1.1963 until 1967, heater 1200/1300/1500/1302 8.1970

211255359



Group 129 : Carburetor, Air filter, Inlet manifold

 22148



Air cleaner intake connection tube

Karmann Ghia with a 1300cc engine until 7.1966, with a 1500cc engine until 7.1967, Bus 1963 (VIN 1 199 841) until 7.1967

211129627

 22147



Air cleaner intake tube
Type-1 engines 1500 and 1600cc for Karmann Ghia 8.1967 and later, Bus 8.1967 and later, Thing all

211129615E

 02159



Air cleaner breather fitting plastic 90° (each)
Air cleaner #2157 replacement

 04150



Air cleaner breather fitting stainless steel 45° (each)
RVS "Classic Style" air cleaner #4148

 04149



Air cleaner breather fitting stainless steel 90° (each)
RVS "Classic Style" air cleaner #4148

 04151



Air cleaner breather fitting stainless steel straight (each)
RVS "Classic Style" air cleaner #4148

 32159



Chrome perforated air cleaners Ø127 mm height 45 mm (Per Pair)
Type-3 engines

 02148



Air cleaner perforated chrome Ø140 mm, height 65 mm (each)
Solex stock carburetors (51mm neck)

 02150



Chrome mini air cleaner Ø100 mm height 60 mm (each)
Solex stock carburetors (51mm neck)


Group 129 : Carburetor, Air filter, Inlet manifold

05230



Air cleaner base gaskets (Per Pair)
Weber IDF, EMPI HPMX

05231



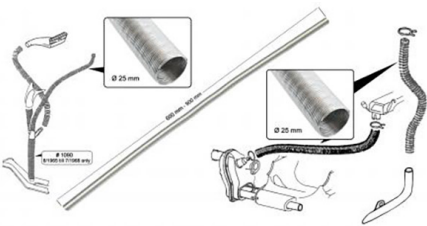
Air cleaner base gaskets (Per Pair)
Weber DFV, DFEV, DFAV, EMPI EPC 32/36F

05232



Air cleaner base gaskets (Per Pair)
Solex/Brosol H40/44EIS

01096



Air cleaner/heater hose aluminum Ø25 x 600-900 mm
A/C Beetle/Type 3
1.1963 until 1967, heater
1200/1300/1500/1302 8.1970

02182



Air cleaners with a chromed top side (Per Pair)
Solex/Brosol H40-44EIS, EMPI 40K

702340



Gidale Airjet
Dellorto DRLA

705401



Gidale Airjet
Weber IDF, IDA, EMPI HPMX, EPC 48/51

705426



Gidale Airjet
Weber DFEV, DFV, DGV, ICT, EMPI EPC 32/36F, EPC 34

01012



Brass nuts (8 pieces)
Thread size: M8 X 1.25,
Wrench size: 11mm



Group 129 : Carburetor, Air filter, Inlet manifold

02112



By-pass air cut-off valve
Solex 30 PICT-3, Solex 31
PICT-3, Solex 31 PICT-4, Solex
34 PICT-3, Solex 34 PICT-4,
Solex 34 PICT-5, Solex 34
PDSIT-2, Solex 34 PDSIT-3

113129412A • 113129412 •
049129412C

03975



Breather hose with a textile
outside per meter
Inner diameter: 12mm, Outer
diameter: 17mm, Working
pressure: 7 bar, Bursting
pressure: 30 bar

N0202903 • N203741 • N0203741

02154



Oval cotton air cleaner
element (each)
Height: 89mm, Width:
114mm, Length: 178mm, Fits
air cleaner: #4147, #4148 and
#4159

04232



Gasket rings (Per Pair)
Inlet manifold gasket, Fuel
tank sealing plug gasket,
Automatic gearbox drain
plug gasket

N138211 • N0438541 •
111201195 • N0138212

02151



Paper air filter element (each)
Height: 52mm, Diameter:
99mm, Fits air cleaner: #2150

02146



POD-Style air cleaner (each)
Solex stock carburetors,
Weber ICT, EMPI EPC 34

04162



Pre-filter for oval air cleaners
(each)
aircleaner size 176/182 x 115
/119 x 88.1996mm

04161



Pre-filter for rectangular air
cleaners (each)
aircleaner size 172 x 115 x
66mm

02156



Rectangular cotton air
cleaner element (each)
Height: 64mm, Width:
114mm, Length: 171mm, Fits
air cleaner: #2157 and #2158

Group 129 : Carburetor, Air filter, Inlet manifold

02103




Progressive carburetor manifold kit
Type-1 dual port engines with Weber DFEV, Weber DFA, EMPI EPC 32/36F, Holley 5200 Series

04128



Progressive carburation kit EMPI EPC 32/36
Type-1 dual port engines

02120



Progressive carburetor kit Weber DFEV 32/36
Type-1 dual port engines

02183



Round cotton air cleaner element (each)
Height: 89mm, Diameter: 152mm, Fits air cleaner: #2182

04148



Stainless steel Classic style air cleaner with breather hole (each)
Weber IDF, Dellorto DRLA, EMPI HPMX and D-series

04147



Stainless steel Classic style air cleaner without breather hole (each)
Weber IDF, Dellorto DRLA, EMPI HPMX and D-series

04143



Stainless steel fire retardant air filter element (each)
Height: 85mm, Width: 120mm, Length: 178mm, Fits air cleaner: #4147, #4148 and #4159

02137



Stainless steel throttle cable connector
Type-1 engine 1300cc with engine code E until 1965 (E 0 002 920), 1300cc with engine code F until 1965 (F 0 429 813)

02147



Foam air cleaner element
Height: 50mm, Diameter: 135mm, Fits air cleaner: #2148, #2152 and #5121

113129507 • N131031 • N0131031 • N124081 • N0124081



Group 129 : Carburetor, Air filter, Inlet manifold

01057



Manifold pre-heat gaskets
(Per Pair)
Type-1 engine 8.1964 until
7.1970 right, Type-1 engine
8.1970 and later left/right,
Type-3 engine right, CT/CZ

113251263C• 113251263

02132



Stock inlet gaskets (Per Pair)
Type-1 engines 1300cc and
1600cc 8.1970 and later,
Type-3 dual port engines, CT/
CZ engines

113129717A

02179



Stock inlet manifolds Weber
ICT/EMPI EPC 34 (Per Pair)
Type-1 engines dual port

02107



Stock style inlet manifold end
ports kit
Type-1 engines 1300 and
1600cc 8.1970 and later,
(modify for automatic
transmission or power brakes)

113129709G• 113129710D• 113129729B•
111501159B• 113129717A• N0245077

02111



Idling cut-off valve
Solex 28 PICT-2, Solex 30
PICT-1, Solex 30 PICT-2, Solex
34 PDSIT-2, Solex 34 PDSIT-3

111129413B• 058129413D

702306



Stadler carburetor
Weber IDF, DCNF, EMPI HPMX

702332



Stadler carburetor
Weber IDA, EMPI EPC 48/51

705045



Stadler carburetor
Solex 33 PICT 3, 31 PICT 3,
3 B PICT 4, 3 4 PICT 3, 3 4 PICT-
PICT 4, Solex 34 PDSIT 2/3/4,
H32/34 PDSI 2, H32/34
PDSI 3, H30/31 PICT, Bocar
34 PICT-3, Paruzzi 34 PICT-3,
Reproductions 34 PICT-3

705343



Stadler carburetor
Weber DFEV, DGV, DFV, EMPI
EPC 32/36F

Group 129 : Carburetor, Air filter, Inlet manifold

705549



Jet needle
Weber ICT, EMPI EPC 34

02153




Super low air cleaner for the stock Solex carburetor
Diameter: 162mm, Height: 57mm, Carburetor neck size: 51mm, Cranckcase breather connection: 13mm

02184



Universal carburetor twist linkage
Type-1 engines with a stock fan shroud

02018



Vacuum hose with a textile outside per meter
Inner diameter: 3.5mm, Outer diameter: 7.5mm, Working pressure: 7 bar, Bursting pressure: 30 bar

N203531 • N0203535 • N0202911

00990



Vacuum, water or breather hose T-piece
Maximum hose inner diameter: 5mm, Material: Plastic

00991



Vacuum, water or breather hose T-piece
Maximum hose inner diameter: 7mm, Material: Plastic

02801



Venturi \varnothing 28 mm (Per Pair)
Weber 40 IDF

02802



Venturi \varnothing 30 mm (Per Pair)
Weber 40 IDF

02803



Venturi \varnothing 32 mm (Per Pair)
Weber 40 IDF



Group 129 : Carburetor, Air filter, Inlet manifold

02152



Chrome louvered air cleaner
Type-1 engines with a stock carburetor

02155



Chromed oval air cleaner
(each)
Weber DCNF

04159



Chromed oval air cleaner
(each)
Weber IDF, Dellorto DRLA,
EMPI HPMX and D-series

02157



Chromed rectangular air
cleaner (each)
Weber DFV, DFAV and DFEV

02158



Chromed rectangular air
cleaner (each)
Weber IDF, Dellorto DRLA,
EMPI HPMX and D-series

32157



Chromed rectangular air
cleaner (each)
Weber IDF, Dellorto DRLA,
EMPI HPMX and D-series

32158



Chromed round air cleaner
(each)
Weber ICT, EMPI EPC 34

02105



Chromed inlet manifold end
ports kit
Type-1 engines 1300 and
1600cc 8.1970 and later

02131



Heavy Duty inlet gaskets (Per
Pair)
Type-1 engines 1300 and
1600cc 8.1970 and later,
Type-3 dual port engines, CT/
CZ engines

Group 129 : Carburetor, Air filter, Inlet manifold

04103



Replacement hotspot tubes
Paruzzi #2103, EMPI 00-3232-7

02199



Float for Brosol/Solex
Solex H40/44 EIS

02167



Float needle valve 1.5 mm
Solex 26 VFIS, 28 PCI, 28 PICT,
28 PICT-1, 28 PICT-2, 30 PICT-1,
30 PICT-2, 30 PICT-3, 31 PICT-3,
31 PICT-4, 34 PICT-3, 34 PICT-4,
34 PICT-5, 32 PHN-1, 32 PHN-2

111129201 • 036129201

02175



Weber 34 ICT carburetor
(each)
Main jet: 135, Air jet: 160, Idle
jet: 55, Emulsion tube: F78

02190



Weber IDF 40 carburetor
(each)

02191



Weber IDF 44 carburetor
(each)

05121



Black louvered air cleaner
Type-1 engines with a stock
carburetor



Group 141 : Clutch manual and saxomat

141

Clutch manual and saxomat

01524



Bronze clutch operating shaft bushing kit Ø 16 mm
Beetle 8.1960 until 1971 (VIN 112 2070 812) and 1.1986 and later, Karmann Ghia 8.1960 until 1971 (VIN 142 2070 812), Bus 6.1959 until 7.1975, Type 3 until 8.1971, Thing until 7.1971

**113141723• N124201•
113141717A•**

01525



Bronze clutch operating shaft bushing kit Ø 20 mm
Beetle 1971 (VIN 112 2070 813) until 12.1985, Karmann Ghia 1971 (VIN 142 2070 813), Bus 8.1975 and later (the spring is not useable), Type 3 9.1971 and later, Thing 8.1971 and later

N124201• 113141723

01519



Throw-out super clips (Per Pair)

13/1500 until 7.1970, 1200 until 3.1972, Bus 3.1950 until 7.1970

01522



Clutch release bearing sleeve
Beetle 1300-1302-1303 8.1970 and later, Beetle 1200 1972 (112 2670 583) and later, Karmann Ghia 8.1970 and later, Bus 8.1970 and later, Type 3 8.1970 and later, Thing 8.1971 and later

113141181A• 016141181

01505



Feramic clutch disc 200 mm
Type-1 engines, Type-3 engines


01509



Clutch pressure plate 180 mm
Type-1 engines 25hp+30hp, Type-1 engine 1300 until 7.1970, Type-1 engine 1200 until 1972 (VIN 112 2670 582), Type-3 engines until 7.1962

111141025DX

01512



Clutch pressure plate 180 mm
Type-1 engine 1200 1972 (VIN 112 2670 583) until 1980 (engine code D 1 455 271), Type-1 engine 1300 8.1970 and later

311141025M

01520



Clutch release bearing
Beetle 1300, 1500 until 7.1970, Beetle 1200 until 1972 (VIN 112 2670 582), Karmann Ghia until 7.1970, Bus until 7.1970, Type 3 until 7.1970, Thing until 7.1971

111141165A• 111141167C

Group 141 : Clutch manual and saxomat

01521



Clutch release bearing
Beetle 1300, 1302, 1303 8.1970 and later, Beetle 1200 1972 (VIN 112 2670 583) and later, Karmann Ghia 8.1970 and later, Bus 8.1970 and later, Type 3 8.1970 and later, Thing 8.1971 and later

113141165B• 091141165D• 088141165A

01531



Clutch operating shaft return spring
Beetle 1971 (VIN 112 2070 813) until 1974 (VIN 114 2663 259), Karmann Ghia 1971 (VIN 142 2070 813) and later, Type 3 1971 (VIN 312 2016 038) and later, Thing 8.1971 until 1974 (VIN 184 2695 786)

113141723C

01533



Clutch operating shaft return spring
Beetle export models 8.1960 until 1964 (VIN 115 245 529), all models 1964 (VIN 115 247 529) until 1971 (VIN 112 2070 812), Karmann Ghia 8.1960 until 1971 (VIN 142 2070 812), Bus 6.1959 until 7.1975, Type 3 until 1971 (VIN 312 2016 037), Thing until 7.1971

113141723

04530



Clutch operating shaft return spring collar
Beetle until 1971 (VIN 112 2070 812), Karmann Ghia until 1971 (VIN 142 2070 812), Bus until 7.1975, Type 3 until 1971 (VIN 312 2016 037), Thing until 7.1971

111141727

04531



Clutch operating shaft return spring collar
Beetle 1971 (VIN 112 2070 813) and later, Karmann Ghia 1971 (VIN 142 2070 813) and later, Type 3 1971 (VIN 312 2016 038) and later, Thing 8.1971 and later

111141727A

01500



Clutch disc 180 mm
Type-1 engines 25hp+30hp, Type-1 engine 1300, Type-1 engine 1200 until 1980 (D 1455271), Type-3 engines until 7.1962

111141031F• 111141031DX• 111141031GX

01501



Clutch disc 200 mm
Type-1 engine 1200cc 1980 (D 1455 272) and later, Type-1 engine 1500cc, Type-1 engine 1600cc (Bus until 1975 VIN 216 2118 505), Type-3 engines 8.1962 and later

311141031D• 043141031MX• BAA141031A• 043141031S

01511



Clutch kit 180 mm
Type-1 engines 25hp+30hp, 1200cc until 1972 (VIN 112 2670 582), 1300cc until 7.1970, Type-3 engines until 7.1962

111198141CX• 111198141CV

01513



Clutch kit 180 mm
Type-1 engines 1200cc 1972 (VIN 112 2670 583) until 1980 (engine code D 1 455 271), 1300 8.1970 and later

111198141BX• 111198141BV



Group 141 : Clutch manual and saxomat

01510



Clutch kit 200 mm
Beetle 1200cc 1980 (engine code D 1 455 271) and later, 1600cc 8.1970 and later, Karmann Ghia 1600cc 8.1970 and later, Bus with Type-1 engine 8.1970 until 1975 (VIN 216 2118 505), Type 3 8.1970 and later, Thing 8.1970 and later

311198141AX • 311198141AV

01514



Clutch kit 200 mm
Type-1 engines 1500 and 1600cc until 7.1970, Type-3 engines 8.1962 until 7.1970

211141025B

01550



Clutch operating lever (16 mm)
Beetle 1965 until 1971, Karmann Ghia 1965 until 1971, Bus 1965 until 7.1975, Type 3 1965 until 1971, Thing until 7.1971

131141719

01554



Clutch operating lever (20 mm)
Beetle 74 until 12.1985, Karmann Ghia 74 and later, Bus 8.1975 until 7.1979, Vanagon/T25 (CT/CZ), Type 3 71 and later square, Thing 74 and later

111141719F • 361141719

01527



Stock clutch operating shaft fitting kit (Ø 16 mm)
Beetle 8.1960 until 1971 (VIN 112 2070 812) and 1.1986 and later, Karmann Ghia 8.1960 until 1971 (VIN 142 2070 812), Bus 6.1959 until 7.1975, Type 3 until 8.1971, Thing until 7.1971

113141723 • N124201 • N0124201 • 113141717A • 113141271A • 113141707A

01526



Clutch operating shaft Ø 16 mm
Beetle 1300-1302 8.1970 until 1971, Karmann Ghia 8.1970 until 1971, Type 3 8.1970 until 8.1971, Thing 8.1970 until 7.1971

113141701E

01529



Clutch operating shaft Ø 20 mm
Beetle 1200 1972 until 12.1985, 1300-1303 1971 and later, Karmann Ghia 1971 and later, Type 3 9.1971 and later, Thing 8.1971 and later

113141701F

01528



Clutch operating shaft Ø 16 mm
Beetle 8.1960 until 7.1970, 1200 1964 until 1971, Karmann Ghia 8.1960 until 7.1970, Bus 7.1959 until 7.1967, Type 3 until 7.1970, Thing until 7.1970

113141701C

01515



Kush-lok clutch disc
Type-1 engines, Type-3 engines

Group 141 : Clutch manual and saxomat

01413



Vacuum servo repair kit
all automatic transmissions

113142055

01507



Stock clutch pressure plate 200 mm
Type-1 engine 1200 (D 1 455 271)
and later, Type-1 engine 1600
(Beetle, Karmann Ghia, 181), Type-1
engine 1600 (Bus until 1975 VIN
216 2118 505), Type-3 engines
8.1970 and later

311141025CX • BAA141025 •
043141025B


01508



Stock clutch pressure plate
200 mm
Type-1 engines 1500, 1600
until 7.1970, Type-3 engines
8.1962 until 7.1970

311141025EX

02018



Vacuum hose with a textile
outside per meter
Inner diameter: 3.5mm, Outer
diameter: 7.5mm, Working
pressure: 7 bar, Bursting
pressure: 30 bar

N203531 • N0203535 • N0202911

01516



Heavy duty clutch pressure
plate
Diameter: 200mm, Pressure:
771 kg (1700 lb)

01517



Heavy duty clutch pressure
plate
Diameter: 200mm, Pressure:
952 kg (2100 lb)

01518



Heavy duty clutch pressure
plate
Diameter: 200mm, Pressure:
1179 kg (2600 lb)

06519



Heavy duty clutch pressure
plate mounting kit
Beetle, Karmann Ghia, Bus
with Type-1 engine until 1976
(VIN 296 2137 724), Bus with
Type-4 engine 8.1973 until
1974 (VIN 294 2125 000) and
8.1975 and later, Type 3, Thing




Group 142 : Servo motor automatic

142

Servo motor automatic

02018



Vacuum hose with a textile outside per meter
Inner diameter: 3.5mm, Outer diameter: 7.5mm, Working pressure: 7 bar, Bursting pressure: 30 bar

N203531 • N0203535 • N0202911

143

Engine gaskets kits


01778



Engine gasket kit
Type-1 engine 30hp

111198003A


04771



Engine gasket set A-quality
Type-1 engine 1200cc 8.1960 until 7.1969 (except 30hp),
Type-1 engine 1200cc 8.1969 and later use also #1824 and #4700

111198005A

04772



Engine gasket kit A-quality
Type-1 engine 1300cc E, F, Type-1 engine 1300cc AB until 1973 (AB 0 870 512),
Type-1 engine 1300cc AC until 1973 (AC 0 007 800), Type-1 engine 1500cc,
Type-1 engine 1600cc B, AH, AE, AD and AG, Type-1 engine 1600cc AF, AS until 7.1975, Type-3 engine with carburetor

111198007A

01771



Engine gasket kit B-quality
Type-1 engine 1200cc 8.1960 and later (except 30hp)

01772



Engine gasket kit B-quality
Type-1 engine 1300cc E, F, Type-1 engine 1300cc AB until 1973 (AB 0 870 512),
Type-1 engine 1300cc AC until 1973 (AC 0 007 800), Type-1 engine 1500cc,
Type-1 engine 1600cc B, AH, AE, AD and AG, Type-1 engine 1600cc AF, AS until 7.1975, Type-3 engine with carburetor

111198007AF



Fuel, Exhaust, Heater


Group 2



Group 201 : Fuel tanks

201 Fuel tanks

00096



Seal between fuel tank and body
Beetle 8.1960 and later (except 1302 and 1303), Karmann Ghia 8.1960 and later, Thing

111201621C • 113201621

03096



Seal between fuel tank and body
Beetle until 7.1960, Karmann Ghia until 7.1960

111201621B

01695



Fuel filter for carburetor engines universal use for \varnothing 5.0 until \varnothing 8.0mm hose, Beetle VW 1200 1975 (VIN 116 2128 099) until 12.1985, 1303 1973 (VIN 133 2802 561) and later, Bus 1975 (VIN 215 2145 352) and later, Thing only for the gas heater

251201511G

04695



Fuel filter for carburetor engines High flow
Length: 55mm, Diameter: 25mm, Hose barb size: 6.35mm

01692



Fuel filter for carburetor engines chrome
 \varnothing 8.1 - \varnothing 9.5mm (3/8 inch) hose

01693



Fuel filter for carburetor engines chrome
 \varnothing 6.5 - \varnothing 8.0mm (5/16 inch) hose

01694



Fuel filter for carburetor engines chrome
 \varnothing 5.0 - \varnothing 6.4mm (1/4 inch) hose

00969



Fuel line through chassis grommets (Per Pair)
Beetle 8.1955 until 7.1974, Type 3 until 7.1967, Thing all years

111201189A

Group 201 : Fuel tanks

 03089



Fuel tank
Beetle until 7.1960, Karmann
Ghia until 7.1960

111201075B

 00496



Fuel tank 40 liter polished
stainless steel
ø: 25.4 cm, Length: 84 cm

 05492



Fuel tank A-quality
Beetle 8.1960 until 7.1967,
Karmann Ghia 8.1960 until
7.1967

111201075C

 05493



Fuel tank A-quality
Beetle VW 1200, VW 1300
and VW 1500 8.1967 and
later, Karmann Ghia 8.1967
and later, Thing

113201075L• 113201075AD

 00482



Fuel tank connection kit 6 mm (including
filter)
Beetle export models, VW 1200, VW 1300
and VW 1500 8.1961 and later, convertible
8.1961 until 7.1970, Karmann Ghia 8.1961
and later, Bus 8.1961 until 1975 (VIN 295
2147 352), Type 3 all models and years,
Thing all models and years

113201221A• 311201231A•
311201235• 111209147A

 00492



Fuel tank B-quality
Beetle 8.1960 until 7.1967,
Karmann Ghia 8.1960 until
7.1967

113201075B

 00493



Fuel tank B-quality
Beetle VW 1200, VW 1300
and VW 1500 8.1967 and
later, Karmann Ghia 8.1967
and later, Thing

113201075L• 113201075AD

 03087



Fuel tank retainer clips (4
pieces)
Beetle until 12.1977 and
1.1986 and later (except 1302
and 1303), Thing

113201635A

 00483



Fuel tank with extra capacity
(total 47.3 liter)
Beetle 8.1960 until 7.1967,
Karmann Ghia 8.1960 until
7.1967

Group 201 : Fuel tanks

03937



Fuel filler neck hose 185 x 48 mm
Beetle 1968 (VIN 118 895 515)
and later, Karmann Ghia 1968
(VIN 148 895 515) and later, Type
3 1968 (VIN 318 210 005) and
later, Thing

N90123501 • 311201219A

04482



Fuel tank connection extra
wide (8 mm)
Beetle 8.1961 and later
(except 1302 and 1303),
Karmann Ghia 8.1961 and
later, Bus 8.1961 until 1975
(VIN 215 2147 352), Type 3,
Thing


01579



Fuel filler hose inner seals (Per
Pair)
Beetle 1968 (VIN 118 895 515)
and later, Karmann Ghia 1968
(VIN 148 431 164) and later, Type
3 1968 (VIN 318 210 005) and
later, Thing

113201215

00980



Fuel hose with a textile
outside per meter
Inner diameter: 5.0mm, Outer
diameter: 9.5mm, Working
pressure: 7 bar, Bursting
pressure: 30 bar

**N203551 • N90099601 •
N0203551**

00981



Fuel hose textile braided per
meter
Inner diameter: 8.00 (max.
8.50mm), Outer diameter:
13.70 (max. 14.20mm), Working
pressure: 7.5 bar, Bursting
pressure: 30 bar

N90170001 • N0201302

03799



Wire grommets (Per Pair)
Beetle, Karmann Ghia, Bus
8.1967 and later, Type 3,
Thing

111971911A • 1119719112

03489



Breather- fuel hose and ignition wire clips
(Per Pair)
Beetle and Karmann Ghia until 7.1967
fuel tank breather hose, Bus 8.1971 until
7.1976 fuel tank hose, 8.1974 until 7.1977
L-jetronic fuel hose, 8.1973 until 7.1979
gas heater fuel hose, 8.1967 until 7.1979
spark plug wires Type-4 engine, Type 3
spark plug wires

111201261 • 211201249A

03975



Breather hose with a textile
outside per meter
Inner diameter: 12mm, Outer
diameter: 17mm, Working
pressure: 7 bar, Bursting
pressure: 30 bar

N0202903 • N203741 • N0203741

04232



Gasket rings (Per Pair)
Inlet manifold gasket, Fuel
tank sealing plug gasket,
Automatic gearbox drain
plug gasket

**N138211 • N0438541 •
111201195 • N0138212**

Group 201 : Fuel tanks

03948



Fuel cap gasket (cork) Ø 48 x 70 mm
Beetle 8.1960 until 7.1967,
Karmann Ghia 8.1960 until
7.1967, Bus 8.1967 until
7.1971, Type 3 until 7.1967

211201557E

03947



Fuel cap gasket (cork) Ø 58.5
x 80 mm
Beetle 8.1955 until 7.1960,
Karmann Ghia until 7.1960,
Bus 1952 (20 030 868) until
3.1955

111201557C • 111201557A

00490



Fuel cap lockable
Beetle 8.1967 until 12.1971,
Karmann Ghia 8.1967 until
1971 (VIN 142 2139 975), Bus
8.1971 until 7.1973, Type 3
8.1967 until 12.1971

867201551

00491



Fuel cap lockable
Beetle 1.1972 and later,
Karmann Ghia 1971 (VIN 142
2139 976) and later, Type 3
1.1972 and later

113201551H • 321201551H

00485



Fuel cap without lock
Beetle until 7.1967
replacement, Karmann Ghia
until 7.1967 replacement, Bus
4.1955 until 7.1967

211201551

00947



Fuel cap without lock
Beetle 8.1955 until 7.1960,
Karmann Ghia until 7.1960,
Bus 1952 (VIN 20 030 868)
until 3.1955

111201551A

00948



Fuel cap without lock
Beetle 8.1960 until 7.1967,
Karmann Ghia 8.1960 until
7.1967, Bus 8.1967 until
7.1971, Type 3 until 7.1967,
Thing

343201551 • 111201551B

00949



Fuel cap without lock
Beetle 8.1967 until 12.1971,
Karmann Ghia 8.1967 until
1971 (VIN 142 2139 975), Bus
8.1971 until 7.1973, Type 3
8.1967 until 12.1971

113201551A • 803201551C

00965



Fuel cap without lock
Beetle 1.1972 and later,
Karmann Ghia 1971 (VIN 142
2139 976) and later, Type 3
1.1972 and later

113201551F

Group 201 : Fuel tanks


 03936



Fuel elbow T-fitting to tank
Beetle 1200/1300/1500/1302
12.1967 and later, Karmann
Ghia 8.1967 and later, Type 3
8.1967 and later

113201179A • 311201179A

 04845



Fuel tank sender and turn indicator
lens copper rings (5 pieces)
Fuel tank sender bolts for Beetle
VW1200, VW1300 and VW1500,
Karmann Ghia, Bus until 1973 (VIN
293 2138 898), Type 3, Thing, Turn
indicator unit screws for Type 3
8.1963 until 7.1969

N0138021 • N138021

 13492



Fuel filler neck collar
Karmann Ghia 8.1967 and
later

141201127A

209

Fuel tap, Connections, Fuel hose

 00486



Fuel tap
Beetle all models 8.1955 until
7.1961, only standard models
8.1961 and later, Karmann
Ghia until 7.1961

111209021E

 04481



Fuel tap filter housing seal
ring (each)
Beetle 8.1955 and later,
Karmann Ghia, Bus 3.1955
and later

111209139

 00482



Fuel tank connection kit 6 mm (including
filter)
Beetle export models, VW 1200, VW 1300
and VW 1500 8.1961 and later, convertible
8.1961 until 7.1970, Karmann Ghia 8.1961
and later, Bus 8.1961 until 1975 (VIN 295
2147 352), Type 3 all models and years,
Thing all models and years

113201221A • 311201231A •
311201235 • 111209147A

 04482



Fuel tank connection extra
wide (8 mm)
Beetle 8.1961 and later
(except 1302 and 1303),
Karmann Ghia 8.1961 and
later, Bus 8.1961 until 1975
(VIN 215 2147 352), Type 3,
Thing

 04484



Fuel filter for fuel tap
Beetle 8.1955 and later,
Karmann Ghia, Bus 3.1955
and later

111209147A

Group 209 : Fuel tap, Connections, Fuel hose

04483



Fuel filter
Beetle 1200/1300/1500,
Karmann Ghia, Bus until
10.1975, Type 3, Thing


111209147B

00497



Fuel shut-off for aluminum
tank
1/4 NPT, for #0496 or
universal use (ø 5.0mm - ø
6.4mm)

00984




Stainless steel braided fuel
hose per meter
inner Ø 9.5mm outer Ø
15mm

00985



Stainless steel braided fuel
hose per meter
inner Ø 6.4mm outer Ø
12mm

00980



Fuel hose with a textile
outside per meter
Inner diameter: 5.0mm, Outer
diameter: 9.5mm, Working
pressure: 7 bar, Bursting
pressure: 30 bar

01149



Fuel hose with a textile
outside per meter
Inner diameter: 7mm, Outer
diameter: 12mm, Working
pressure: 7 bar, Bursting
pressure: 30 bar

N203551 • N90099601 •
N0203551

N203571

06980



Fuel hose with a textile
outside per meter
Inner diameter: 9mm, Outer
diameter: 15mm, Working
pressure: 7 bar, Bursting
pressure: 30 bar

03990



Fuel hose connection T-style
(brass)
ø 5.0mm - ø 6.4mm

03991



Fuel hose connection T-style
(brass)
ø 7.0mm - ø 8.0mm



Group 209 : Fuel tap, Connections, Fuel hose

00981



Fuel hose textile braided per meter

Inner diameter: 8.00 (max. 8.50mm), Outer diameter: 13.70 (max. 14.20mm), Working pressure: 7.5 bar, Bursting pressure: 30 bar

N90170001 • N0201302

01152



Fuel hose textile braided per meter

Inner diameter: 6.00 (max. 6.50mm), Outer diameter: 11.70 (max. 12.20mm), Working pressure: 7.5 bar, Bursting pressure: 30 bar

N10120701

04152



Fuel hose textile braided per meter

Inner diameter: 4.10 (max. 4.60mm), Outer diameter: 9.15 (max. 9.65mm), Working pressure: 7.5 bar, Bursting pressure: 30 bar

N10196502

04981



Fuel hose textile braided per meter

Inner diameter: 4.90 (max. 5.40mm), Outer diameter: 10.40 (max. 10.70mm), Working pressure: 7.5 bar, Bursting pressure: 30 bar

06245



Fuel hose textile braided per meter


Inner diameter: 10.00 (max. 10.6mm), Outer diameter: 16.25 (max. 17.80mm), Working pressure: 7.5 bar, Bursting pressure: 30 bar

00970



Heavy Duty hose clamps anodized red (Per Pair)
Maximum hose outer size 12.7mm

00976



Copper fuel line

Beetle 8.1955 and later, Karmann Ghia, Bus Pickup and Double Cab 8.1967 until 7.1979, Type 3 until 7.1967, Thing

113209211A • 111209211B

03973



Brass hose barb male threaded (Per Pair)
Thread size: 1/8 inch NPT, Hose barb size: 6.35mm

03974



Brass hose barb male threaded (Per Pair)
Thread size: 1/8 inch NPT, Hose barb size: 7.94mm

Group 209 : Fuel tap, Connections, Fuel hose

01153



Hose connector reducer from 6 to 8 mm

00990



Vacuum, water or breather hose T-piece
Maximum hose inner diameter: 5mm, Material: Plastic

00991



Vacuum, water or breather hose T-piece
Maximum hose inner diameter: 7mm, Material: Plastic

251

Exhaust systems, Catalyst

01018



California muffler
Beetle/Karmann Ghia/Bus/
Thing for: #1013 #1014 #3270

01033



Baffle for stinger #1039

01035



Heat riser block-off plates
(Per Pair)
Beetle/Karmann Ghia 1.2
1.1963 and later 13/1.5 until
3.1974 1.6 until 7.1975, Bus
8.1960 and later, Type 3 1.5,
Thing

01009



Dual quiet pack muffler
(black transport paint)
Beetle, Karmann Ghia, Thing

03242



Extreme lowered Stainless
Steel Classic Sport exhaust
Type-1 engines except
25hp+30hp, Beetle, Karmann
Ghia



Group 251 : Exhaust systems, Catalyst

01039



Polished stainless steel stinger
Quiet Baja header #1043

03064



Polished stainless steel tail pipe (each)
replacement for exhaust #1064

03208



GT motorsport exhaust with single hotspot stainless steel
Type-1 engine 1300cc, 1500cc and 1600cc, Beetle, Karmann Ghia

04032



Jet pipe polished stainless steel
Beetle 8.1955 and later (except injection engines)

01002



Heater box J-tubes (black transport paint) (Per Pair)
Type-1 engine 1.1963 and later (except 30hp and AJ injection engines)

01028



Heater box J-tubes chrome (Per Pair)
Type-1 engine 1.1963 and later (except 30hp and AJ injection engines)

01019



Copper exhaust gaskets for 38 mm tubing (4 pieces)
Type-1 engines, Type-3 engines, CT/CZ engines, Waterboxer engines

01036



Copper exhaust gaskets for (41 mm) 1 5/8 inch tubing (4 pieces)
Type-1 engines, Type-3 engines, CT/CZ engines, Waterboxer engines

01012



Brass nuts (8 pieces)
Thread size: M8 X 1.25,
Wrench size: 11mm

Group 251 : Exhaust systems, Catalyst

01027



Monza tail pipes stainless steel (Per Pair)
Beetle 8.1955 and later (except vehicles with an injection engine), Karmann Ghia

01078



Header to muffler gasket (each)
Bolt distance: 58mm, Inner size: 44.70mm

01093



Header to muffler gasket (each)
Bolt distance: 78mm, Inner size: 68mm

01059



Paper exhaust gaskets from 35 mm tubing (4 pieces)
Type-1 engines, Type-3 engines, CT/CZ engines, Waterboxer engines

03261



Phat Boy muffler (competition) (black transport paint) for header #3241, Beetle, Karmann Ghia, Thing

03262



Phat Boy muffler (competition) stainless steel for header #3241, Beetle, Karmann Ghia, Thing

03260



Phat By muffler (black transport paint)
Beetle, Karmann Ghia, Thing

03265



Phat Boy muffler ceramic coated
Beetle, Karmann Ghia, Thing

03252



Stainless steel Abarth Style exhaust
Beetle with a 25hp or 30hp engine, Karmann Ghia with a 25hp or 30hp engine



Group 251 : Exhaust systems, Catalyst

03250



Stainless steel heater box
J-tubes (Per Pair)
Type-1 engines 25hp+30hp

03254



Stainless steel heater box
J-tubes with flange adapters
(Per Pair)
Beetle (except 25hp+30hp
engines), Karmann Ghia
(except 30hp engines),
Bus until 7.1967 (except
25hp+30hp engines), Thing

03264



Stainless steel Side Winder
exhaust
Type-1 engine 1300, 1500
and 1600cc for Beetle,
Karmann Ghia, Bus until
7.1967, Thing

05002



Stainless steel mounting kit tail pipe or
heater box to muffler
tail pipe Beetle 8.1955 and later (except
injection engines), Karmann Ghia, Bus with
Type-1 engine 8.1976 and later, Type 3
until 7.1971, heat exchanger Beetle 1.1963
and later, Karmann Ghia 1.1963 and later,
Bus with Type-1 engine 1.1963 and later,
Type 3, Thing

111298051 • 111298051A

03251



Stainless steel exhaust flange
with hotspot (Per Pair)
option for Abarth Style
exhaust #3252

03306



Stainless steel exhaust flange
with hotspot (Per Pair)
option for the Classic Sport
exhaust #3242

01017



Single quiet pack muffler
(black transport paint)
Beetle, Karmann Ghia, Thing

01013



Header (black transport
paint)
Type-1 engine: 1300-1500-
1600cc, Bus 1.1963 until
8.1971

31013



Header (black transport
paint)
Type-3 engines

Group 251 : Exhaust systems, Catalyst

03270



Header stainless steel
Type-1 engines 1300cc,
1500cc and 1600cc with a
single hotspot

03236



Header painted black
Type-1 engines 1300, 1500
and 1600cc with single
hotspot, only for Phat Boy
muffler #3253, #3260 and
#3265, Dual Quiet Pack
muffler #1009

01060



Sporty exhaust
Type-1 engine 1200cc for
Beetle 1.1963 and later,
Karmann Ghia 1.1963 and
later

01061



Sporty exhaust with a single
hotspot
Type-1 engines 1300, 1500
and 1600cc for Beetle,
Karmann Ghia

01040



Manifold pre-heat gaskets
(Per Pair)
Type-1 engines 1300cc
+1600cc with dual hotspot

01057



Manifold pre-heat gaskets
(Per Pair)
Type-1 engine 8.1964 until
7.1970 right, Type-1 engine
8.1970 and later left/right,
Type-3 engine right, CT/CZ

113251263D

113251263C • 113251263

05158



Manifold pre-heat gasket left
Type-1 engine 8.1964 until
7.1970

05159



Manifold pre-heat gaskets
(Per Pair)
Type-1 engines until 7.1964,
Type-3 engines only left

01058



Stock cylinder head exhaust
gaskets (4 pieces)
Type-1 engines, Type-3
engines, CT/CZ engines

113251265 • 113251265A


111251263

111251261C



Group 251 : Exhaust systems, Catalyst

31071



Stock exhaust (replacement in terms of model)
Type-3 engines 1500 and 1600, Type 3

111251051G

01053



Stock exhaust muffler
Type-1 engine 30hp, Beetle 8.1955 until 12.1962, Karmann Ghia

01054



Stock exhaust muffler
Type-1 engines 1200cc for Beetle 1.1963 and later, Karmann Ghia 1.1963 and later

111251051H

01062



Stock exhaust muffler with single hotspot
Type-1 engines 1300, 1500 and 1600cc for Beetle, Karmann Ghia

113251053AJ

01001



Stock mounting kit tail pipe or heater box to muffler (2 sets)
tail pipe Beetle 8.1955 and later (except injection engines), Karmann Ghia, Bus with Type-1 engine 8.1976 and later, Type 3 until 7.1971, heat exchanger Beetle 1.1963 and later, Karmann Ghia 1.1963 and later, Bus with Type-1 engine 1.1963 and later, Type 3, Thing

111298051 • 111298051A • 111251241 • 111251233A • 111251269A • 113251273 • N103483

01064



Exhaust Classic Performer stainless steel
Beetle 13/1500cc until 3.1974, Beetle 1600cc until 7.1975, Karmann Ghia 13/15/1600cc, Thing

03241



Competition exhaust black, (41 mm) 1 5/8 inch tube
Beetle/Karmann Ghia 13/15/1600cc, Bus 1.1963 and later, Thing

03203



Exhaust muffler and tail pipe mounting kit
Beetle and Karmann Ghia, for engine 1200cc 8.1970 and later, 1300cc engine code AB until 1973 (AB 870 512), 1300cc engine code AC until 1973 (AC 007 800), 1600cc engine code AF and AS until 7.1975, 1600cc engine code AD all

111298009B • 111298051 • 113255341A

01000



Exhaust muffler mounting kit
Beetle, Karmann Ghia and Thing (civilian), for engine 1200cc 8.1970 and later, 1300cc engine code AB until 1973 (AB 870 512), 1300cc engine code AC until 1973 (AC 007 800), 1600cc engine code AF and AS until 7.1975, 1600cc engine code AD all

111298009B

Group 251 : Exhaust systems, Catalyst

01159



Exhaust muffler mounting kit
Beetle 8.1955 until 12.1962,
Karmann Ghia until 12.1962

111298003

03209



Exhaust muffler mounting kit
Beetle 8.1964 until 7.1970,
Karmann Ghia 8.1964 until
7.1970, Bus 8.1964 until
7.1967

111298009


03210



Exhaust muffler mounting kit
Beetle 1.1963 until 7.1964,
Karmann Ghia 1.1963 until
7.1964, Bus 1.1963 until
7.1964

111298005

01006



Economy exhaust
Beetle 1200 1.1963 and
later, Beetle 1300/1500 until
3.1974, Beetle 1600 until
7.1975, Karmann Ghia 1.1963
and later, Bus 8.1960 and
later, Thing

03048



Clamp tail pipe or heater box to
muffler (each)
tail pipe Beetle and Karmann Ghia
until 1958 (engine code 2 720 711),
Bus with 25hp or 30hp engine,
Thing without heat exchangers, heat
exchangers Beetle until 7.1955, Bus
with 25hp or 30hp engine

111251267A• N102390(N01023911)•
N110088(N0110088)• N01224111

05001



Mounting kit tail pipe or heater
box to muffler
tail pipe Bus with Type-1 engine
6.1959 until 7.1976, heat
exchanger Beetle 7.1955 until
12.1962, Karmann Ghia until
12.1962, Bus 6.1959 until 12.1962

111251269A• 111251221• 111251223•
N103483• N0103484• 113251273•
N02214811

03205



Exhaust GT motorsport black
with single hotspot
Type-1 engine 1300cc,
1500cc and 1600cc, Beetle,
Karmann Ghia

VWM001468B

03235



Low dual cannons
Beetle 1.2 1.1963 and later
1.3/1.5 until 3.1974 1.6 until
7.1975, Karmann Ghia 1.1963
and later, Bus 8.1960 and
later, Thing

AC2512044

03255



Exhaust mounting kit
Vintage Speed exhaust #3252
#3242, #23242 and #23244,
Vintage Speed exhaust
flanges #3251, #3306, #23246
and #23245




Group 251 : Exhaust systems, Catalyst

01004



Monza exhaust
Type-1 engine: 1300-1500-
1600cc (single hotspot)

03246



Exhaust German Dual Tip Ø
38 mm stainless steel
Type-1 engine 1300-1500-
1600 Beetle /KG until 7.1986

01003



Single tip exhaust
Type-1 engine: 1300-1500-
1600cc (single hotspot)

01075



Stock exhaust
Type-1 engine 1200, Beetle
until 12.1962, KG until
12.1962, except 25hp+30hp

113251053

01030



Tail pipes chrome steel (Per
Pair)
Length: 265mm, universal
for Beetle and Karmann
Ghia, Type-1 engine (except
injection)

113251163D

01031



Custom tail pipes (Per Pair)
Beetle 8.1955 and later
(except injection engines),
Karmann Ghia

01008



Tail pipes stainless steel
(length 275 mm) (Per Pair)
Beetle 8.1955 until 7.1967,
Karmann Ghia, Type-1
engines


113251163D

03201



High flow stainless steel tail
pipes (Per Pair)
Beetle 8.1955 and later
(except injection engines),
Karmann Ghia

01092

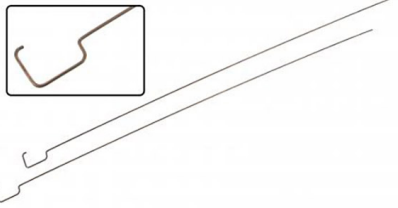


Coppered exhaust nuts (8
pieces)
Thread size: M8 X 1.25,
Wrench size: 12mm

255

Heating system
Type 1, Type 3,
WBX and Diesel
engines

04931



Rear footwell heater flap cables (Per Pair)
Beetle 8.1964 and later,
Karmann Ghia 8.1964 and later,
Type 3 8.1963 and later,
Thing 2.1974 and later

311255547

01094



Heater or air cleaner hose seals (Per Pair)
Type-1 engine Heater: 1.1963 until 7.1970, Air cleaner: Beetle and Karmann Ghia 1500 and 1600cc until 7.1970

113119585A

04094



Heater or air cleaner hose seals (Per Pair)
Type-1 engines 8.1970 and later

113119585B

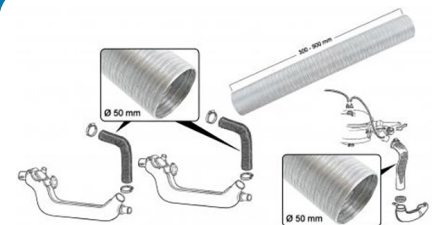
10058



Heater exit covers rear side (Per Pair)
Karmann Ghia 8.1964 and later

141255515A

01095



Heater/air cleaner hose aluminum Ø50 x 300-900 mm
Heater Type-1 engine 1.1963 and later, Air cleaner Beetle 1967 and later

01082



Heat exchanger lever including mounting kit left
Beetle/Karmann Ghia 1.1963 and later (not USA inj.), Bus 1.1963 until 7.1967, Thing civil

043298147A• 113255117• N124341• N120571• N102052• 311129777• 111255309B• 111255311• 113255249• 111251261C• 113255147C• N0120571

01083



Heat exchanger lever including mounting kit right
Beetle/Karmann Ghia 1.1963 and later (not USA inj.), Bus 1.1963 until 7.1967, Thing civil

043298148A• 113255117• N124341• N120571• N102052• 311129777• 111255309B• 111255311• 113255250• 111251261C• 113255148C• N0120571

01084



Heat exchanger chrome left
Type-1 engine 1.1963 and later (except 30hp and AJ injection)

043255107H



Group 255 : Heating system Type 1, Type 3, WBX and Diesel engines


01085



Heat exchanger chrome right
Type-1 engine 1.1963 and
later (except 30hp and AJ
injection)


043255108H

01065



High performance heat
exchanger left
Type-1 engine 1.1963 and
later (except 30hp and AJ
injection)

01066



High performance heat
exchanger right
Type-1 engine 1.1963 and
later (except 30hp and AJ
injection)

04080



Heat exchanger left
Type-1 engine 1200 until
12.1962

113255101A

04082



Heat exchanger left
Type-1 engine (25hp+30hp)

111255101C

31080



Heat exchanger left
Type-3 engines

311255103E

04081



Heat exchanger right
Type-1 engine 1200 until
12.1962

113255102


04083



Heat exchanger right
Type-1 engine (25hp+30hp)

111255102C

31081



Heat exchanger right
Type-3 engines

311255104K

Group 255 : Heating system Type 1, Type 3, WBX and Diesel engines

03315



Heat exchanger repair pipes (including flanges) (Per Pair)
Type-1 engines 25hp+30hp

111255101X


01015



Heat exchanger repair pipes (Per Pair)
Type-1 engines 1.1963 and later (except USA injection and 30hp), Type-3 engines

113255107


01080



Heat exchanger standard left
Type-1 engine 1.1963 and later (except 30hp and AJ injection)

043255107H

01081



Heat exchanger standard right
Type-1 engine 1.1963 and later (except 30hp and AJ injection)

043255108H

01002



Heater box J-tubes (black transport paint) (Per Pair)
Type-1 engine 1.1963 and later (except 30hp and AJ injection engines)

01028



Heater box J-tubes chrome (Per Pair)
Type-1 engine 1.1963 and later (except 30hp and AJ injection engines)

03360



Heater hose (each)
Beetle until 7.1964 with an engine from 8.1964 and later left or right, Karmann Ghia until 7.1964 with an engine from 8.1964 and later left or right

113255355C

04356



Heater hose (each)
Beetle until 7.1964 left or right, Karmann Ghia until 7.1964 left or right

111255355

04357



Heater hose (each)
Beetle 8.1964 until 7.1967 left or right, Karmann Ghia 8.1964 until 7.1967 left or right

113255355B



Group 255 : Heating system Type 1, Type 3, WBX and Diesel engines

04358



Heater hose (each)
Beetle 8.1967 and later left,
Karmann Ghia 8.1967 and later
left, Bus 1.1963 until 7.1979
with a Type-1 engine left or
right, Thing civilian version left

113255355M • 111819941

04359



Heater hose (exchanger to
body) (each)
Beetle 8.1967 and later right,
Karmann Ghia 8.1967 and
later right, Thing civilian
version right

113255358G • 111819942A


01055



Muffler connector pipes
(pair)
1.1963 and later (except USA
injection and 30hp)

113255165

01097



Heater hose or air cleaner hose
cardboard Ø 50 x 1080 mm
Heater Type-1 engines 1.1963
and later, Air cleaner Beetle
1967 and later

028129087A

01074



Heater hose black (plastic)
(Per Pair)
Type-1 engines 1.1963 and
later

113255292P

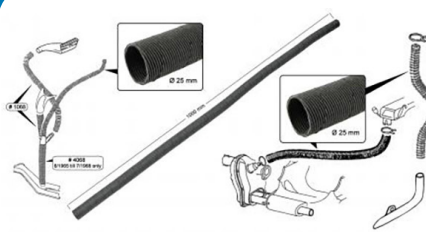
01056



Clamps between exhaust and
heat exchangers (Per Pair)
Type-1 engines 1.1963 and
later (23mm wide, clamp
range 50-55mm)

113255341A

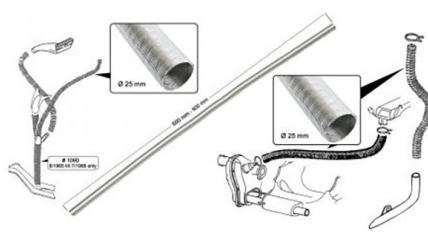
01016



Air cleaner/heater hose
cardboard Ø 25 x 1000 mm
A/C Beetle/Type 3
1.1963 until 1967, heater
1200/1300/1500/1302 8.1970

211255359

01096



Air cleaner/heater hose
aluminum Ø 25 x 600-900
mm
A/C Beetle/Type 3
1.1963 until 1967, heater
1200/1300/1500/1302 8.1970

03396



Heat exchanger/bakelite
connection pipe (4 pieces)
Beetle 8.1972 and later,
Karmann Ghia 8.1972 and
later, Bus 8.1972 until 7.1979

111819945

Group 255 : Heating system Type 1, Type 3, WBX and Diesel engines

05002



Stainless steel mounting kit tail pipe or heater box to muffler
tail pipe Beetle 8.1955 and later (except injection engines), Karmann Ghia, Bus with Type-1 engine 8.1976 and later, Type 3 until 7.1971, heat exchanger Beetle 1.1963 and later, Karmann Ghia 1.1963 and later, Bus with Type-1 engine 1.1963 and later, Type 3, Thing

111298051 • 111298051A

01001



Stock mounting kit tail pipe or heater box to muffler (2 sets)
tail pipe Beetle 8.1955 and later (except injection engines), Karmann Ghia, Bus with Type-1 engine 8.1976 and later, Type 3 until 7.1971, heat exchanger Beetle 1.1963 and later, Karmann Ghia 1.1963 and later, Bus with Type-1 engine 1.1963 and later, Type 3, Thing

111298051 • 111298051A • 111251241 • 111251233A • 111251269A • 113251273 • N103483

01991



Fan housing plugs (Per Pair)
1.1963 and later

01086



Heater cable mounting kit (each)
Beetle, Karmann Ghia, Bus with aircooled engine, Type 3, Thing civil

111298101A

03390



Heater channel connection
Left
Beetle 8.1968 and later, Karmann Ghia 8.1968 and later

111255415F

03391



Heater channel connection
Right
Beetle 8.1968 and later, Karmann Ghia 8.1968 and later

111255416F

03392



Heater tube foam seal (each)
Beetle 8.1968 and later, Karmann Ghia 8.1968 and later

111255419B



Group 261 : Hot air blower / Stationary heater

261

Hot air blower / Stationary heater

 20666



Indicator lights, switches
and dashboard instrument
lighting bulbs 12V (Per Pair)
Type: T5, Base: W2, Color:
clear, voltsage: 12V, Power:
1.2 Watt

N0177512• N177512

 04651



Dash switch escutcheon nut
(each)

Beetle 8.1967 and later,
Karmann Ghia 8.1967 and
later, Bus 8.1967 and later,
Type 3 8.1967 and later, Thing

111941515D

 03829



Ceramic Fuses 16 AMP (10
pieces)

Beetle, Karmann Ghia, Type
3, Bus until 7.1985 (excluding
Carat), Thing

N171214• N0171214

 00681



Ceramic Fuses 8 AMP (10
pieces)

Beetle, Karmann Ghia, Type
3, Thing, Bus until 7.1985
(excluding Carat)

N171211• N0171211

 76184



Sticker Eberspächer fuel fill
up warning



Transmission

Group 3



Group 300 : Gearbox

300 Gearbox

00687



Reversing light switch or
blanking plug sealing ring
(each)

Beetle, Karmann Ghia, Bus
8.1967 until 12.1982 (except
Diesel engines), Type 3, Thing

N0138165• N138161

04822



Gearbox oil fill plug
Thread size: M24 x 1.5,
Wrench size: hex key 17mm

012301127F• 113301123A•
111301127B

301

Gearbox housing and mountings

00687



Reversing light switch or
blanking plug sealing ring
(each)

Beetle, Karmann Ghia, Bus
8.1967 until 12.1982 (except
Diesel engines), Type 3, Thing

N0138165• N138161


04489



Sealing plug M26 x 1.5
Fuel tank Beetle and Karmann Ghia
8.1967 until 1967 (VIN 1*8 431 163) only
Scandinavia and 1969 (VIN 1*0 2051 298)
until 1970 (VIN 1*0 2529 307) all countries,
Thing until 1970 (VIN 180 2562 428),
Automatic gearbox drain plug Beetle and
Karmann Ghia 1971 (VIN 1*1 3115 295)
and later

111201197• 059103193

05413



Oil sump gasket automatic
gearbox
Beetle, Karmann Ghia

001301139A

04390



Rear side truss bar
Beetle 8.1960 and later,
Karmann Ghia 8.1960 and
later

21430




Differential bearing ring securing
cap locking plates (4 pieces)
Beetle with automatic
transmission, Karmann Ghia with
automatic transmission, Bus
8.1967 and later

113301195

Group 301 : Gearbox housing and mountings

04492



Main shaft bearing thrust plate
fully synchronized gearbox,
Beetle until 7.1972 and
1.1986 and later, Bus until
7.1967, Karmann Ghia until
7.1972, Type 3 until 7.1972,
Thing

113301165A

01471



Clutch cable mounting bracket
Beetle 1971 (VIN 112 2299 679) until
1974 (VIN 114 2663 259), Karmann
Ghia 1971 (VIN 142 2299 679) and
later, Type 3 1971 (VIN 312 2006 453)
and later, Thing 1971 (VIN 182 2124
590) until 1974 (VIN 184 2646 529)

04826



Magnetic gearbox oil drain plug
Beetle export models 8.1960 and
later, standard models 1964 (VIN
115 247 527) and later, Karmann
Ghia 8.1960 and later, Bus 6.1959
until 7.1967, Type 3 all years,
Thing all years

113301141B

41850



Oil drain plug or automatic
transmission locking bolt
, as locking bolt for the automatic
transmission for Beetle, Karmann
Ghia, as engine oil drain plug for
Type-4 engines, Waterboxer engines,
Diesel engines 8.1985 and later

**N0297012• N0297014•
001301229**


04232



Gasket rings (Per Pair)
Inlet manifold gasket, Fuel
tank sealing plug gasket,
Automatic gearbox drain
plug gasket

**N138211• N0438541•
111201195• N0138212**

05414



Swing axle gearbox gasket kit
Beetle until 7.1960, Karmann
Ghia until 7.1960, Bus until
5.1959

**113301215• 113201217• 113301219• 113301235•
113301237• 113301239• 111307113C• 111501131•
111501131A• 111501133• 111501133A**

05415



Swing axle gearbox gasket kit
A-quality
Beetle 8.1960 and later,
Karmann Ghia 8.1960 and
later, Bus 6.1959 and later,
Type 3, Thing

**11331113A• 111307113B• 111501139• 113301185A•
001301227• 085301227• N138161• 111501131•
111501131A• 111501133• 111501133A• 113301185•
113301191• 211301215• 001301215**

01494



Gearshift housing bushing and seal kit
Beetle 1968 (VIN 119 314 500) until
12.1985, Karmann Ghia 1968 (VIN 149
314 500) and later, Bus 8.1967 until
7.1979, Vanagon/T25 with Type 4, Diesel
and Waterboxer engines until 7.1982,
Vanagon/T25 with CT/CZ engine all, Type 3
1968 (VIN 319 072 009) and later, Thing all

**001301209• 001301207•
001301227• 001301227C**

01506



Gearshift housing bushings (Per
Pair)
Beetle until 1968 (VIN 119 314
499), Karmann Ghia until 1968
(VIN 149 314 499), Bus until
7.1967, Type 3 until 1968 (VIN
319 072 007)

111301207



Group 301 : Gearbox housing and mountings

01433



Gearshift housing
Beetle until 7.1972 * +1.1986
and later, Karmann Ghia until
7.1972 *, Type 3 until 1971
(VIN 312 2006 453), Thing

**113301205G• 080301205I•
211301215**

03794



Shift rod seal
Beetle 1968 (119 314 500) until
12.1985, Karmann Ghia 1968 (149
314 500) and later, Bus 8.1967 until
7.1979, Vanagon/T25 aircooled until
7.1982 and Diesel engine until 9.1982,
Type 3 1968 (319 072 009) and later,
Thing all

**001301227• 085301227•
001301227C**

01578



Stock starter bushing
Beetle 8.1966 and later,
Karmann Ghia 1965 (VIN 350
066) and later, Bus 8.1966
and later, Type 3 8.1966 and
later, Thing

113301155

03693



Stock starter bushing
Beetle until 7.1966, Karmann
Ghia until 1965 (VIN 350 065),
Bus until 7.1966, Type 3 until
7.1966

111301155

01587



Starter converter bushing
Beetle 8.1966 and later,
Karmann Ghia 1965 (VIN 350
066) and later, Bus 8.1966
until 7.1967, Type 3 8.1966
and later

01593



Starter converter bushing
Beetle until 7.1966, Karmann
Ghia until 1965 (VIN 350 065),
Bus until 7.1966, Type 3 until
7.1966,

05416



IRS gearbox gasket kit
A-quality
Beetle, Karmann Ghia, Type 3,
Thing

**113311113A• 111307113B• 001301227• 085301227•
113301185A• 001301215• 211301215• 113301191•
N0138165• 020409289B• 113301189A• 113301189F**

01432



**Urethane transmission
adapter**
8.1972 and later gearbox to
8.1960 until 7.1972 chassis,
fits Beetle -Karmann Ghia -
Thing

01400



**Urethane transmission/
engine mount kit**
Beetle 8.1960 until 7.1972 and
1.1986 and later (for vehicles
with manual shift), Karmann
Ghia 8.1960 until 7.1972 (for
vehicles with manual shift),
Type 3 until 7.1967, Thing

Group 301 : Gearbox housing and mountings

 01488



Gearbox support bolts (Per Pair)
Beetle until 7.1972 and 1.1986 and later, Karmann Ghia until 7.1972, Bus until 7.1967, Type 3, Thing

111301257

 04488



Gearbox support bolts and spring washers (4-part)
Beetle 8.1972 until 12.1985, Karmann Ghia 8.1972 and later

113301257• N120291

 01489



Gearbox support spring washers (Per Pair)
Beetle until 7.1972 and 1.1986 and later, Karmann Ghia until 7.1972, Bus until 7.1967, Type 3, Thing

N122401• N0122401

 01402



Trans support (only rear)

 01403



Trans support kit (complete)

 01419



Transmission nose cone boot
Beetle 10.1952 and later, Karmann Ghia, Type 3, Thing

111301289B

 04822



Gearbox oil fill plug
Thread size: M24 x 1.5,
Wrench size: hex key 17mm

012301127F• 113301123A•
111301127B

 01401



Solid trans mount kit
10.1952 until 7.1972

 01481



Transmission/engine mount rear (Per Pair)
Beetle until 7.1972 and 1.1986 and later, Karmann Ghia until 7.1972, Bus until 7.1967, Type 3, Thing

113301263• 111301263B



Group 301 : Gearbox housing and mountings

 01482



Transmission/engine mount rear left
Beetle 8.1972 until 12.1985,
Karmann Ghia 8.1972 and later

113301263C

 05483



Transmission/engine mount rear right
Beetle 8.1972 until 12.1985,
Karmann Ghia 8.1972 and later

113301264

 01480



Transmission/engine mount front
Beetle with a full synchronized gearbox 1961 (VIN 4 173 001) until 7.1965, Karmann Ghia 1961 (VIN 4 173 001) until 7.1965, Type 3 until 7.1965

311301265• 311301265A

 01483



Transmission/engine mount front
Beetle with a non synchronized gearbox 10.1952 until 7.1959 and 8.1960 and later, with a full synchronized gearbox until 1961 (VIN 4 173 000), Karmann Ghia until 1961 (VIN 4 173 000)

111301265

 01484



Transmission/engine mount front
Beetle 8.1972 until 12.1985,
Karmann Ghia 8.1972 and later

113301265E

 01485



Transmission mount front side
Beetle 8.1965 until 7.1972 and 1.1986 and later (for vehicles with manual shift), Karmann Ghia 8.1965 until 7.1972 (for vehicles with manual shift), Type 3 8.1965 until 7.1967, Thing

311301265B• 311301265C

 05482



Transmission/engine mount front
Beetle with an automatic transmission until 7.1972,
Karmann Ghia with an automatic transmission until 7.1972

113301265A

 05419



Transmission mount bushing
Beetle 1961 (VIN 4 173 001) until 7.1965, Karmann Ghia 1961 (VIN 4 173 001) until 7.1965, Type 3 until 7.1965

311301343

 01487



Heavy duty urethane transmission/engine mount rear (Per Pair)
Beetle until 7.1972 and 1.1986 and later, Karmann Ghia until 7.1972, Bus until 7.1967, Type 3, Thing

Group 301 : Gearbox housing and mountings

01486



Heavy duty urethane transmission/engine mount front side
Beetle 8.1960 until 7.1972 and 1.1986 and later (for vehicles with manual shift), Karmann Ghia 8.1960 until 7.1972 (for vehicles with manual shift), Type 3 until 7.1967, Thing

01404




Heavy duty gearbox support
Beetle until 7.1972 and 1.1986 and later, Karmann Ghia until 7.1972, Bus until 7.1967, Type 3, Thing

309

Gears and Shafts
until 1960

05414



Swing axle gearbox gasket kit
Beetle until 7.1960, Karmann Ghia until 7.1960, Bus until 5.1959

113301215• 113201217• 113301219• 113301235•
113301237• 113301239• 111307113C• 111501131•
111501131A• 111501133• 111501133A

04407



Front wheel bearing, steering wheel or gearbox nut M16x1.5 (each)
steering wheel Beetle 1973 and later, Karmann Ghia 1973 and later, Thing 2.1974 and later, Bus until 7.1967 and 1974 and later, front wheel bearing right Type 3 until 7.1965, synchro gearbox Beetle 10.1952 until 7.1960, Karmann Ghia until 7.1960, Bus 4.1953 until 6.1959, Automatic gearbox Bus 8.1975 and later

**N01116415• N1116415•
N0111642• N111642• 113309153**

311

Gears and Axles
since 1960

01437



Seal ring side cover gearbox (Per Pair)
Beetle/Karmann Ghia 3.1965 and later, Bus 3.1965 until 7.1967, Type 3 3.1965 and later, Thing

113301185A

03809



Main drive shaft ball bearing
Beetle 8.1960 until 1972, Karmann Ghia 8.1960 until 1972, Bus 8.1959 until 7.1967, Type 3, Thing until 1976

113311123A



Group 311 : Gears and Axles since 1960

 01417



Torque converter seal
Beetle with an automatic transmission until 1969 (VIN 110 2385 383), Karmann Ghia with an automatic transmission until 1969 (VIN 149 2385 383)

001301083

 01418



Torque converter seal
Beetle with an automatic transmission 1969 (VIN 110 2385 384) and later, Karmann Ghia with an automatic transmission 1969 (VIN 149 2385 384) and later

001301083A• 001301083B

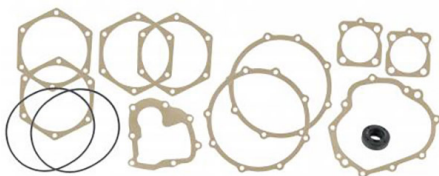
 03810



Main drive shaft needle bearing
Beetle 8.1960 until 7.1969, Karmann Ghia 8.1960 until 7.1969, Bus 8.1959 until 1968 (219 020 134), Type 3 until 7.1969

113311125• 001311125

 01415



Gasket set for a fully synchronized gearbox B-quality
Beetle 8.1960 and later, Karmann Ghia 8.1960 and later, Bus 6.1959 until 7.1967, Type 3, Thing

111398005A

 05415



Swing axle gearbox gasket kit A-quality
Beetle 8.1960 and later, Karmann Ghia 8.1960 and later, Bus 6.1959 and later, Type 3, Thing

113311131A• 111307113B• 111501139• 113301185A• 001301227• 085301227• N138161• 111501131• 111501131A• 111501133• 111501133A• 113301185• 113301191• 211301215• 001301215

 03807



Pinion shaft double tapered roller bearing
Beetle 1972 (VIN 112 2562 383) and later, Karmann Ghia 1972 (VIN 142 2562 383) and later, Bus 8.1971 and later, Thing 1/1972 and later

002311219B• 091311219

 04705



Pinion shaft double tapered roller bearing
Beetle with a manual gearbox 8.1960 until 7.1969, Karmann Ghia with a manual gearbox 8.1960 until 7.1969, Bus 6.1959 until 7.1967, Type 3 until 7.1969

113311219A

 03811



Pinion bearing tensioning nut
Beetle Automatic 1967 (VIN 118 071 440) and later, manual transmission 8.1969 and later, Karmann Ghia Automatic 1967 (VIN 148 071 440) and later, manual transmission 8.1969 and later, Bus 1968 (VIN 219 020 135) and later, Vanagon/T25 rear: all models and years, front: Syncro, Type 3 8.1969 and later, Thing all years

002311223A

 01434



Swing axle tube packing (Per Pair)
Beetle 8.1958 and later, Karmann Ghia 8.1958 and later, Bus, Type 3, Thing

113301111

Group 311 : Gears and Axles since 1960

 01416



Main drive shaft oil seal
Beetle 8.1960 and later,
Karmann Ghia 8.1960 and
later, Bus 6.1959 and later,
Type 3, Thing 8.1970 and
later

11331113A• 111307113B

 04016



Main drive shaft oil seal
Beetle until 7.1960, Karmann
Ghia until 7.1960, Bus until
5.1959, Thing until 7.1970

111307113C

 01424



Reverse fork gearbox

113311571


 01540



Stock shift lever (hockey
stick)
Beetle 1971 (112 2360 221)
and later, Karmann Ghia 1971
(142 2360 221) and later,
Thing 1.1972 and later

113311541C

 21370



Steering column and gearbox
shaft woodruff key (each)
Beetle and Karmann Ghia gearbox
shaft, Bus until 7.1967 steering
column and gearbox shaft, 8.1967
until 12.1971 gearbox shaft, Type 3
gearbox shaft, Thing gearbox shaft

N127071• 113311321

 01423



Synchronmesh ring for third and
fourth gear (each)
Beetle 1961 (VIN 4 274 401) and
later, Karmann Ghia 1961 (VIN
4 274 401) and later, Bus 8.1967
until 7.1975, Type 3, Thing

113311295D

 01422



Synchronmesh ring for first
and second gear (each)
Beetle, Karmann Ghia, Bus
8.1967 until 7.1975, Type 3,
Thing

113311269B

 05416



IRS gearbox gasket kit
A-quality
Beetle, Karmann Ghia, Type 3,
Thing

11331113A• 111307113B• 001301227• 085301227•
113301185A• 001301215• 211301215• 113301191•
N0138165• 020409289B• 113301189A• 113301189F





Front axle, Steering

Group 4

Group 401 : Front axle

401 Front axle

03133



Locknut M12 x 1.5 (4 pieces)
Beetle/Karmann Ghia /Thing
6.1968 and later tie rods
8.1965 and later ball joints,
Bus/Type 3 8.1967 and later
tie rod

03375



Lower frontbeam bearing (each)
Beetle VW1200, VW1300 and
VW1500 8.1965 and later,
Karmann Ghia 8.1965 and later,
Type 3 1962 (VIN 127 588) and
later, Thing

311401301C

03397



Puma style lowering system
(weld on adjuster) (Per Pair)
Beetle except 1302 and 1303,
Karmann Ghia, Thing

04384



Straight M10 grease nipples (4 pieces)
Beetle front axle until 1960, link pin
carrier until 1960, pedal assembly
RHD until 1962, Karmann Ghia front
axle until 1960, link pin carrier until
1960, Bus until 7.1967 front axle, link
pin carrier

N0185301 • N185301

01399



Straight M8 grease nipple (4 pieces)
Beetle: front axle, link pin carrier,
tierods, pedal assembly, Karmann
Ghia: front axle, link pin carrier,
tierods, Bus until 7.1979: front axle,
link pin carrier, tierods, Thing: front
axle

N0185161 • N185161 • N185031

06395



Stock front axle
Beetle 1960 (VIN 2 921 552)
until 7.1965 LHD, Karmann
Ghia 1960 (VIN 2 921 552)
until 7.1965 LHD

113401021A • 113401025A

06396



Stock front axle
Beetle VW 1200, VW 1300 en
VW 1500 8.1965 and later
LHD, Karmann Ghia 8.1965
and later LHD

113401021D

01371



Stock front end rubbers (Per
Pair)
Beetle until 7.1965, Karmann
Ghia until 7.1965, Bus until
7.1963

111401273



Group 401 : Front axle

05378



Torsion leaf spring grub screw locknuts (3 pieces)
Beetle except 1302 and 1303, Karmann Ghia, Bus until 7.1979, Type 3, Thing

111411155

05379



Torsion leaf spring grub screws (3 pieces)
Beetle except 1302 and 1303, Karmann Ghia, Bus until 7.1979, Type 3, Thing

111411151

01374



Urethane bushing kit, front beam
Beetle until 7.1965, Karmann Ghia until 7.1965

01377



Urethane bushing kit, front beam
Beetle 8.1965 and later (except 1302 and 1303), Karmann Ghia 8.1965 and later, Thing

01370



Urethane bushing kit, front beam outside
Beetle 8.1965 and later (except 1302 and 1303), Karmann Ghia 8.1965 and later, Thing

01414



Urethane bushing kit, front beam outside
Beetle until 7.1965, Karmann Ghia until 7.1965

06371



Urethane front end snubbers (Per Pair)
Beetle until 7.1965, Karmann Ghia until 7.1965, Bus until 7.1963

03398



Lowered and 5 cm narrowed front axle
Beetle 1960 (2 921 552) until 7.1965 LHD, Karmann Ghia 1960 (2 921 552) until 7.1965 LHD

03399



Lowered and 5 cm narrowed front axle
Beetle 1200-1300-1500 8.1965 and later LHD, Karmann Ghia 8.1965 and later LHD

Group 401 : Front axle

01397



Lowered front axle
Beetle 1200-1300-1500
8.1965 and later LHD,
Karmann Ghia 8.1965 and
later LHD

01398



Lowered front axle
Beetle 1960 (2 921 552) until
7.1965 LHD, Karmann Ghia
1960 (2 921 552) until 7.1965
LHD

01340



Lowering adjusters (Per Pair)
Beetle until 7.1965, Karmann
Ghia until 7.1965

01341



Lowering adjusters (Per Pair)
Beetle 8.1965 and later
except 1302 and 1303,
Karmann Ghia 8.1965 and
later, Thing

01384



Extended front axle bolt kit
Beetle except 1302 and 1303,
Karmann Ghia, Thing

03296



Front axle beam inner
bushings (4 pieces)
Beetle VW1200, VW1300 and
VW1500 8.1965 and later,
Karmann Ghia 8.1965 and
later, Thing

131401313

03374



Frontbeam bearing (each)
Upper side Beetle (excluded 1302
and 1303) 8.1960 (VIN 2 921 552)
and later, Karmann Ghia 8.1960 (VIN
2 921 552) and later, Thing, Lower
side Beetle 1960 (VIN 2 921 552) until
7.1965, Karmann Ghia 1960 (VIN 2
921 552) until 7.1965

111401301

00847



Axle beam repair panel (2-
part)
Beetle 1200/1300/1500,
Karmann Ghia

113401021DX

03427



Front axle adjusting bolt lock
nuts for Puma style lowering
system (4 pieces)
front axles #1397, #1398,
#3398 and #3399, lowering
system #3397 and #23396



Group 401 : Front axle

 03402



Front axle adjusting bolts for Puma style lowering system (Per Pair)

front axles #1397, #1398, #3398 and #3399, lowering system #3397 and #23396

 04398



Upper front end support brackets (Per Pair)
Beetle VW1200, VW1300 and VW1500, Karmann Ghia

 04397



Lower front end support brackets (pair)
Beetle VW1200, VW1300 and VW1500, Karmann Ghia

 01396



Front axle grease nipple (4 pieces)

front axles: #1397, #1398, #3398, #3399, #6395 and #6396

405

Front suspension, front brake drum


 04332



Upper ball joint pressure washers (Per Pair)

Beetle 1965 (VIN 116 372 333) and later, Karmann Ghia 1965 (VIN 146 372 333) and later, Thing until 1970 (VIN 180 2847 477)

 01345



Caster shims (Per Pair)
Beetle 1200/1300/1500, Karmann Ghia

131405423A

Group 405 : Front suspension, front brake drum

 05380



Upper torsion arm
Beetle 1949 (VIN 1-117 054)
until 7.1965, Karmann Ghia
until 7.1965

111405105D

 06680



Upper torsion arm left
(reconditioned)
Beetle VW 1200, VW 1300
and VW 1500 8.1965 and
later, Karmann Ghia 8.1965
and later

1054051051

 06682



Lower torsion arm left
(reconditioned)
Beetle VW 1200, VW 1300
and VW 1500 8.1965 and
later, Karmann Ghia 8.1965
and later

 05382



Lower torsion arm
Beetle 1949 (VIN 1-117 054)
until 7.1965, Karmann Ghia
until 7.1965

111405151C

 06681



Upper torsion arm right
(reconditioned)
Beetle VW 1200, VW 1300
and VW 1500 8.1965 and
later, Karmann Ghia 8.1965
and later

1054051061

 06683



Lower torsion arm right
(reconditioned)
Beetle VW 1200, VW 1300
and VW 1500 8.1965 and
later, Karmann Ghia 8.1965
and later

 01346



Ball joint boot (each)
upper ball joint Beetle
VW1200, VW1300 and VW1500
8.1965 and later, Karmann Ghia
8.1965 and later, upper and
lower ball joint Thing all years

131405375A

 05383



Link pin carrier left
Beetle until 7.1965, Karmann
Ghia until 7.1965

111405351

 05384



Link pin carrier right
Beetle until 7.1965, Karmann
Ghia until 7.1965

111405352



Group 405 : Front suspension, front brake drum

01330



King and link pin rebuild kit
Beetle until 7.1965, Karmann
Ghia until 7.1965

111498021• 111405521• 111405395A•
111405527• 111405517• 111405537

01408



Nut M18 x 1.5 (Per Pair)
Right front wheel bearing Beetle until
7.1965, Karmann Ghia until 7.1965,
Steering wheel Beetle export models
8.1959 until 1973, Beetle VW 1200 8.1966
until 1973, Karmann Ghia 8.1959 until
1973, Bus 8.1967 until 1974, Type 3, Thing
until 1.1974, Ball joints Type 3 until 1963,
Tie rod Bus until 7.1967

111405672• N111653

02474



Grease cap left
Beetle until 7.1965, Karmann
Ghia until 7.1965

111405691

02477



Grease cap left
Beetle 8.1965 and later,
Karmann Ghia 8.1965 and
later, Type 3 8.1965 and later,
Thing

111405691B• 131405691

02475



Grease cap right
Beetle until 7.1965, Karmann
Ghia until 7.1965

111405692

02476



Grease cap right
Beetle 8.1965 and later,
Karmann Ghia 8.1965 and
later, Type 3 8.1965 and later,
Thing

111405692B

01347



Lower ball joint boot (each)
Beetle VW1200, VW1300 and
VW1500 8.1965 and later,
Karmann Ghia 8.1965 and
later

113405381• 111415837•
311405387A

04384



Straight M10 grease nipples (4 pieces)
Beetle front axle until 1960, link pin
carrier until 1960, pedal assembly
RHD until 1962, Karmann Ghia front
axle until 1960, link pin carrier until
1960, Bus until 7.1967 front axle, link
pin carrier

N0185301• N185301

01399



Straight M8 grease nipple (4 pieces)
Beetle: front axle, link pin carrier,
tierods, pedal assembly, Karmann
Ghia: front axle, link pin carrier,
tierods, Bus until 7.1979: front axle,
link pin carrier, tierods, Thing: front
axle

N0185161• N185161• N185031

Group 405 : Front suspension, front brake drum

 01294



Brake disc with Porsche PCD front (each)
Beetle until 9.1992, Karmann Ghia, Type 3 until 7.1971

 01270



Brake disc front side (each)
Beetle 8.1972 until 9.1992, Karmann Ghia 8.1972 and later

 01282



Brake disc front side (each)
Beetle until 9.1992, Karmann Ghia, Type 3 until 7.1971

113407075• 113407075A

 05270



Brake disc front side (each)
Beetle 8.1966 until 7.1972, Karmann Ghia 8.1966 until 7.1972, Type 3 8.1965 until 7.1971

 04282



Brake disc front side not drilled (each)
Beetle until 9.1992, Karmann Ghia, Type 3 until 7.1971

 01291



Brake drum with Porsche PCD front (each)
Beetle VW1200, VW1300 and VW1500 8.1967 and later, Karmann Ghia 8.1967 and later

311405583A

 01280



Brake drum front (each)
Beetle 1200/1300/1500 8.1967 and later, Karmann Ghia 8.1967 and later

 01283



Brake drum front (each)
Beetle 10.1957 until 7.1965, Karmann Ghia 10.1957 until 7.1965

 01284



Brake drum front (each)
Beetle 8.1965 until 7.1967, Karmann Ghia 8.1965 until 7.1967, Thing

111405615B

113405615A

131405615A



Group 405 : Front suspension, front brake drum

04283



Brake drum front (each)
Beetle until 9.1957, Karmann
Ghia until 9.1957

111405615

01382



Disc brake spindle left
Beetle 1200-1300-1500
5.1968 until 10.1992,
Karmann Ghia 5.1968 and
later

113405311D

01383



Disc brake spindle right
Beetle 1200-1300-1500
5.1968 until 10.1992,
Karmann Ghia 5.1968 and
later

113405312D

01271



Disc brake splash shield
(each)
Beetle VW1200, VW1300 and
VW1500, Karmann Ghia

113405595• 1024055931

01331



Stock ball joint upper side
(each)
Beetle VW 1200, VW 1300
and VW 1500 8.1965 and
later, Karmann Ghia 8.1965
and later

131405361F• 411513481

01332



Stock ball joint lower side
(each)
Beetle VW 1200, VW 1300
and VW 1500 8.1965 and
later, Karmann Ghia 8.1965
and later

131405371G

02570



Chromed grease caps
without speedo cable hole
(Per Pair)
Beetle until 7.1965, Karmann
Ghia until 7.1965

01344



Enlarged camber adjusters
(Per Pair)
Beetle 8.1965 and later
(except 1302 and 1303),
Karmann Ghia 8.1965 and
later, Thing until 1970 (VIN
180 2847 477)

01342



Lowered/raised ball joint
upper side (each)
Beetle VW 1200, VW 1300
and VW 1500 8.1965 and
later, Karmann Ghia 8.1965
and later

Group 405 : Front suspension, front brake drum

01343



Lowered/raised ball joint lower side (each)
Beetle VW 1200, VW 1300 and VW 1500 8.1965 and later, Karmann Ghia 8.1965 and later

01357



Dropped spindles disc brakes (Per Pair)
Beetle until 7.1965, Karmann Ghia until 7.1965

01381



Dropped spindles disc brakes (Per Pair)
Beetle 1200,1300,1500 8.1965 and later, Karmann Ghia 8.1965 and later

01352



Dropped spindles drum brakes (Per Pair)
Beetle until 7.1965, Karmann Ghia until 7.1965

01380



Dropped spindles drum brakes (Per Pair)
Beetle VW1200,1300,1500 8.1965 and later, Karmann Ghia 8.1965 and later

01373



Front axle seals (4 pieces)
Beetle until 7.1965, Karmann Ghia until 7.1965

111405129

01363



Front axle seals A-quality (4 pieces)
Beetle 8.1965 and later (except 1302 and 1303), Karmann Ghia 8.1965 and later, Thing

01372



Front axle seals B-quality (4 pieces)
Beetle 8.1965 and later (except 1302 and 1303), Karmann Ghia 8.1965 and later, Thing

04364



Front wheel bearing (each)
Beetle 1956 (VIN 1 064 340) until 7.1965 inner bearing, Karmann Ghia 1956 (VIN 1 064 340) until 7.1965 inner bearing, Bus until 7.1963 outer bearing

111405627

131405131 • 131405129

131405131 • 131405129



Group 405 : Front suspension, front brake drum

 04376



Front wheel bearing spacer
(Per Pair)
Beetle 1956 (VIN 1-064 340)
until 7.1965, Karmann Ghia
1956 (VIN 1-064 340) until
7.1965

111405631B

 04367



Inner front wheel bearing (each)
Beetle 8.1965 until 1968 (VIN
118 857 239), Karmann Ghia
8.1965 until 1968 (VIN 148 857
239), Type 3 until 1968 (VIN 318
189 212)

311405625

 04370



Inner front wheel bearing (each)
Beetle 1968 (VIN 118 857 240)
and later, Karmann Ghia 1968
(VIN 148 857 240) and later,
Type 3 1968 (VIN 318 189 213)
and later, Thing

311405625E

 04365



Outer front wheel bearing
(each)
Beetle 1956 (VIN 1 064 340)
until 7.1965, Karmann Ghia
1956 (VIN 1 064 340) until
7.1965

111405645A

 04368



Outer front wheel bearing
(each)
Beetle 8.1965 and later,
Karmann Ghia 8.1965 and
later, Type 3, Thing

311405645

 01349



Front bearing thrust washers
(Per Pair)
Beetle until 7.1965, Karmann
Ghia until 7.1965, Bus except
Syncro 8.1963 and later

111405661

 01360



Front bearing thrust washers
(Per Pair)
Beetle 8.1965 and later,
Karmann Ghia 8.1965 and
later, Type 3, Thing

311405661

 04371



Front wheel bearing seal
(each)
Beetle/Karmann Ghia 8.1965
until 1968 discbrakes, Type
3 1964 until 1968 drum and
discbrakes

311405641A

 04369



Front wheel bearing seal for
drum brakes (each)
Beetle 8.1965 until 1968
(118 857 239), Karmann Ghia
8.1965 until 1968 (148 857
239)

131405641A

Group 405 : Front suspension, front brake drum

04373



Front wheel bearing seal for disc brakes (each)
Beetle 1968 and later, Karmann Ghia 1968 and later, Type 3 1968 and later

311405641B• 321501641• 357501641B

04372



Front wheel bearing seal for drum brakes (each)
Beetle 1968 (VIN 118 857 240) and later, Karmann Ghia 1968 (VIN 148 857 240) and later, Thing

111405641B

04366



Front wheel bearing seal Ø 62 mm (each)
Beetle 1956 (VIN 1 064 340) until 7.1965, Karmann Ghia 1956 (VIN 1 064 340) until 7.1965

111405641A

03295



Front wheel bearing clamp nut left
Beetle 8.1965 and later, Karmann Ghia 8.1965 and later, Type 3 8.1965 and later, Thing

131405669

04295



Front wheel bearing clamp nut right
Beetle 8.1965 and later, Karmann Ghia 8.1965 and later, Type 3 8.1965 and later, Thing

131405670

04108



Front wheel bearing or tie rod nuts (M18 x 1.5 left threaded) (Per Pair)
left front wheel bearing Beetle until 7.1965, Karmann Ghia until 7.1965, Tie rod Bus until 7.1967

111405671• N111652

01359



Front wheel nut locking tabs (Per Pair)
Beetle until 7.1965, Karmann Ghia until 7.1965, Bus 8.1963 until 7.1967

111405681

01361



Front wheel bearing kit one side
Beetle 1956 (1 064 340) until 7.1965, Karmann Ghia 1956 (1 064 340) until 7.1965

111405627• 111405645A• 111405641A• 111405681

04363



Front wheel bearing kit one side
Beetle/Karmann Ghia 8.1965 until 1968 discbrakes, Type 3 1964 until 1968 drum and disc brakes

311405625• 311405645• 311405641A



Group 405 : Front suspension, front brake drum

 04362



Front wheel bearing kit for disc brakes one side
Beetle 1968 and later, Karmann Ghia 1968 and later, Type 3 1968 and later

311405645 • 311405625E • 311405641B

 01362



Front wheel bearing kit for drum brakes one side
Beetle 1968 (118 857 240) and later, Karmann Ghia 1968 (148 857 240) and later, Thing

311405645 • 311405625E • 111405641B

 01364



Front wheel bearing kit for drum brakes one side
Beetle 8.1965 until 1968 (118 857 239), Karmann Ghia 8.1965 until 1968 (148 857 239)

311405625 • 311405645 • 131405641A

407

Front wheel hub, brake disc and wishbone

 01294



Brake disc with Porsche PCD front (each)
Beetle until 9.1992, Karmann Ghia, Type 3 until 7.1971

 01270



Brake disc front side (each)
Beetle 8.1972 until 9.1992, Karmann Ghia 8.1972 and later

113407075 • 113407075A

 01282



Brake disc front side (each)
Beetle until 9.1992, Karmann Ghia, Type 3 until 7.1971

 05270



Brake disc front side (each)
Beetle 8.1966 until 7.1972, Karmann Ghia 8.1966 until 7.1972, Type 3 8.1965 until 7.1971

311405583A

 04282



Brake disc front side not drilled (each)
Beetle until 9.1992, Karmann Ghia, Type 3 until 7.1971

Group 407 : Front wheel hub, brake disc and wishbone

 04370



Inner front wheel bearing (each)
Beetle 1968 (VIN 118 857 240)
and later, Karmann Ghia 1968
(VIN 148 857 240) and later,
Type 3 1968 (VIN 318 189 213)
and later, Thing

311405625E

 04368



Outer front wheel bearing
(each)
Beetle 8.1965 and later,
Karmann Ghia 8.1965 and
later, Type 3, Thing

311405645

 01360



Front bearing thrust washers
(Per Pair)
Beetle 8.1965 and later,
Karmann Ghia 8.1965 and
later, Type 3, Thing

311405661

 04373



Front wheel bearing seal for
disc brakes (each)
Beetle 1968 and later,
Karmann Ghia 1968 and later,
Type 3 1968 and later

311405641B • 321501641 •
357501641B

 04372



Front wheel bearing seal for
drum brakes (each)
Beetle 1968 (VIN 118 857
240) and later, Karmann Ghia
1968 (VIN 148 857 240) and
later, Thing

111405641B

 03295



Front wheel bearing clamp
nut left
Beetle 8.1965 and later,
Karmann Ghia 8.1965 and
later, Type 3 8.1965 and later,
Thing

131405669

 04295



Front wheel bearing clamp
nut right
Beetle 8.1965 and later,
Karmann Ghia 8.1965 and
later, Type 3 8.1965 and later,
Thing

131405670



Group 411 : Springs Stabilizers and shock absorbers

411

Springs Stabilizers and shock absorbers

01350



Sway bar mounting kit
Beetle until 7.1965, Karmann
Ghia until 7.1965

111498101

03451



Stabilizer bar mounting kit
A-quality (stainless steel)
Beetle 1200-1300-1500
8.1965 and later, Karmann
Ghia 8.1965 and later

111498101A

01351



Stock sway bar mounting kit
B-quality
Beetle 1200-1300-1500
8.1965 and later, Karmann
Ghia 8.1965 and later


111498101A

03450




Stabilizer bar mounting
clamps Stainless steel
Beetle/Karmann Ghia
1200/1300/1500 8.1965 and
later, Thing, + sway bars
#1391/#1395

01299




Stabilizer bar mounting
clamps universal stainless
steel
Beetle, Karmann Ghia, Thing,
+ HD sway bars #1390, #1391,
#1394, #1395

01395




Lowered sway bar front
Beetle 1200/1300/1500
8.1965 and later, Karmann
Ghia 8.1965 and later, Thing,
Thickness: 19mm

01394



Sway bar lowered (19 mm)
front
Beetle until 7.1965, Karmann
Ghia until 7.1965


03393



Sway bar lowered/narrowed
(19 mm) front
Beetle 1200/1300/1500
8.1965 and later, Karmann
Ghia 8.1965 and later, Thing


Group 411 : Springs Stabilizers and shock absorbers

03394



Sway bar lowered/narrowed (19 mm) front
Beetle until 7.1965, Karmann
Ghia until 7.1965

01390




Sway bar heavy duty (19 mm)
Beetle until 7.1965, Karmann
Ghia until 7.1965

01391



Sway bar heavy duty (19 mm)
Beetle 1200/1300/1500
8.1965 and later, Karmann
Ghia 8.1965 and later, Thing

04391



Stock sway bar
Beetle VW1200, VW1300 and
VW1500 8.1965 and later,
Karmann Ghia 8.1965 and
later

131411309

04393


Geen afbeelding beschikbaar
No image available
Image non disponible



Stock sway bar
Beetle export models until
7.1965, Karmann Ghia until
7.1965

113411309

03378



Stock axle beam torsion
leaves (1 bundle of 10 leaves)
Beetle VW 1200, VW 1300
and VW 1500 8.1965 and
later, Karmann Ghia 8.1965
and later

131411107A

03377



Stock axle beam torsion
leaves (2 bundles of 8 leaves)
Beetle 10.1952 until 7.1965,
Karmann Ghia until 7.1965

111411027• 111411023A

03363



Urethane sway bar Bushings
replacement bushings for the
heavy duty sway bars #1390,
#1391, #1394, #1395, #3393
and #3394

03388



Narrowed axle beam torsion
leaves (2 bundles of 10
leaves)
Beetle VW 1200, VW 1300
and VW 1500 8.1965 and
later, Karmann Ghia 8.1965
and later



Group 411 : Springs Stabilizers and shock absorbers

03387



Narrowed axle beam torsion leaves (2 bundles of 8 leaves)
Beetle 10.1952 until 7.1965,
Karmann Ghia until 7.1965

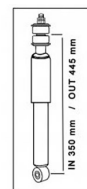
05306



Front shock absorber upper bolts
(Per Pair)
Beetle 1957 (VIN 1-117 054) until
7.1962, Karmann Ghia 1957 (VIN
1-117 054) until 7.1962, Bus until
7.1962, Type 3 until 1962 (VIN 64
915)

111413401A

03902



Ajustable shock absorber
front (Per Pair)
Beetle 8.1965 and later,
Karmann Ghia 8.1965 and
later

113413031M

01308



Monotube gas-charged
shock absorber (each)
Beetle 1200/1300/1500
8.1965 and later front,
Karmann Ghia 8.1965 and
later front

03309



Monotube gas-charged
shock absorber (each)
Beetle/Karmann Ghia
10.1952 until 7.1965 front,
Bus until 7.1979 front, Type 3
front

01302



Oil filled shock absorber front
(each)
Beetle 8.1965 and later
except 1302 and 1303,
Karmann Ghia 8.1965 and
later

113413031E

413 Shock absorbers

Group 413 : Shock absorbers

05300




Oil filled shock absorber front (each)

Beetle 10.1952 until 7.1965, Karmann Ghia until 7.1965, Bus 4.1955 until 7.1969

111413031G• 111413031F• 113413031J• 111413035

01355



Lowered oil shock absorbers (Per Pair)

Beetle 1200/1300/1500 8.1965 and later front, Karmann Ghia 8.1965 and later front

01356



Lowered oil shock absorbers (Per Pair)

Beetle/Karmann Ghia 1952 and later rear, Beetle/Karmann Ghia 1952 until 7.1965 front, Bus until 7.1967 rear, Bus until 7.1979 front

06314



Shock absorber bump stop front (each)

Beetle VW1200, VW1300 and VW1500 8.1965 and later, Karmann Ghia 8.1965 and later

131413449B

01314



Shock absorber mounting kit front (each)

Beetle VW1200, VW1300 and VW1500 8.1965 and later, Karmann Ghia 8.1965 and later

N110102• N10155207• 131413431• 131413435• 131413441• 131413449B• 131413425A• 171513425

04310



Shock absorber and equalizer torsion bar bushings (Per Pair)

Shock absorbers Beetle front and rear, Karmann Ghia front and rear, Bus until 7.1967 front and rear, 8.1967 until 7.1979 rear, Type 3 front and rear, Thing rear, Equalizer torsion bar Beetle 1968 and later, Karmann Ghia 1968 and later, Thing

211513371• 111413371A

04459

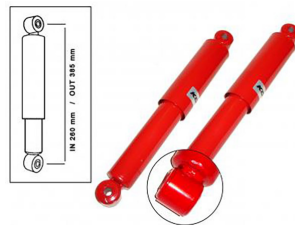


Shock absorber and equalizer torsionbar bushings (Per Pair)

Shock absorbers Beetle, Karmann Ghia, Bus front until 7.1969, rear until 7.1979, Type 3, Thing rear, Lever shock absorbers Beetle, Karmann Ghia, Bus, Equalizer torsion bar Beetle 1968 (VIN 119 381 001) and later, Karmann Ghia 1968 (VIN 149 381 001) and later, Thing

111413381• 111413381A• 111413381B

03901



Shock absorber adjustable (Per Pair)

Beetle/Karmann Ghia 10.1952 until 7.1965 front, Bus until 7.1967 front, Type 3 front

01375



Coil-over shock absorbers (Per Pair)

Beetle 10.1952 until 7.1965 front, 10.1952 and later rear, Karmann Ghia until 7.1965 front, all years rear, Bus until 7.1967 rear, until 7.1979 front, Type 3 all years front and rear, Thing all years rear



Group 413 : Shock absorbers

01376



Coil-over shock absorbers front side (Per Pair)
Beetle VW 1200, VW 1300 and VW 1500 8.1965 and later, Karmann Ghia 8.1965 and later, Thing

03904



measurement upper side from shock tower mounting point

Shock absorber lowered adjustable (Per Pair)
Beetle 1200/1300/1500 8.1965 and later front, Karmann Ghia 8.1965 and later front

01306



Twin-tube gas-charged shock absorber (low) (each)
Beetle/Karmann Ghia 52 and later rear, Beetle/Karmann Ghia 52 until 7.1965 front, Bus until 67 rear, Bus until 79 front, Type 3 front/rear, Thing rear

01307



Twin-tube gas-charged shock absorber (low) (each)
Beetle 1200/1300/1500 8.1965 and later front, Karmann Ghia 8.1965 and later front

01303



Twin-tube gas-charged shock absorber (each)
Beetle/Karmann Ghia 1952 and later rear, Beetle/Karmann Ghia 1952 until 7.1965 front, Bus until 7.1967 rear, Bus until 7.1979 front, Type 3 front and rear, Thing rear

113513031M

01304



Twin-tube gas-charged shock absorber (each)
Beetle 1200/1300/1500 8.1965 and later front, Karmann Ghia 8.1965 and later front

113413035

01310



Front shock absorber dust cap (each)
Beetle VW1200, VW1300 and VW1500 8.1965 and later, Karmann Ghia 8.1965 and later, Thing

131413425A

Group 415 : Steering

415 Steering

04395



90° angle M6 tie rod end grease nipples (Per Pair)
Beetle until 7.1965, Karmann Ghia until 7.1965

N0185121 • N185121

04399



90° angle M8 grease nipples (Per Pair)
Beetle tierods until 7.1965, Karmann Ghia tierods until 7.1965, Bus until 7.1967 tierods, link pin carrier and upper kingpin, 8.1967 until 7.1979 front axle

N185112 • N0185112 • N185041

27484



Steering column and cabin bench seat stop (each)
Steering column, Beetle export models and convertible 8.1959 until 7.1970, VW1200, VW1300 and VW1500 8.1964 and later, Karmann Ghia 8.1959 and later, Bench bottom, Bus all models cabin bench until 7.1962, Pickup double cab rear bench until 7.1979

211881895A

02748



Aluminum push horn for Nardi design steering wheel
Beetle, Karmann Ghia, Bus until 7.1979, Type 3

09726



Banjo steering wheel ivory
Diameter: 40 cm

09742



Banjo steering wheel black
Diameter: 40 cm

09727



Banjo steering wheel hub
Beetle export models until 7.1959, standard models until 7.1966, Karmann Ghia until 7.1959

09728



Banjo steering wheel hub
Beetle export models, VW1300, VW1500, 1302 and 1303 8.1959 until 1973 (114 2353 464), standard models and VW1200 8.1966 until 1973 (114 2353 464), Karmann Ghia 8.1959 until 1973 (144 2353 464), Type 3, Thing until 1.1974



Group 415 : Steering

 01338



Bushing for steering damper, tie rod or drop arm (Per Pair)
Steering damper Beetle, Karmann Ghia, Bus until 7.1979, Type 3, Thing, Drop arm Beetle 1302 and 1303 until 7.1974, Type 3, Tie rod Beetle VW 1200, VW 1300 and VW 1500, Karmann Ghia, Thing

113425117 • 113415907C • 211415909 • 211415907C

 09771



Classic wooden steering wheel Ø 380 mm (23 mm grip)
Beetle, Karmann Ghia, Type 3, Thing

 02714



Horn button with a gold-colored emblem
Beetle sedan 8.1959 until 7.1971 and convertible 8.1959 until 7.1970, Karmann Ghia 8.1959 until 7.1971, Type 3 until 7.1971

113415669B

 02715



Horn button with a silver-colored emblem
Beetle sedan 8.1959 until 7.1971 and convertible 8.1959 until 7.1970, Karmann Ghia 8.1959 until 7.1971, Type 3 until 7.1971

113415669B

 02716



Horn button with clock
Beetle sedan 8.1959 until 7.1971 and convertible 8.1959 until 7.1970, Karmann Ghia 8.1959 until 7.1971, Type 3 until 7.1971

 02709



Horn button mounting clip (each)
Beetle 8.1971 and later, Karmann Ghia 8.1971 and later, Type 3 8.1971 and later, Thing 3.1973 and later

113415779

 02730



Custom steering wheel 3 spoke
Diameter: 25.4 cm, Depth: 140mm, use boss kit #2740 or #2742

 02731



Custom steering wheel 3 spoke
Diameter: 31.8 cm, Depth: 80mm, use boss kit #2740 or #2742

 02733



Custom steering wheel 3 spoke
Diameter: 37.5 cm, Depth: 108mm, use boss kit #2740 or #2742

Group 415 : Steering

02734



Custom steering wheel 3 spoke
Diameter: 34.3 cm, Depth: 89mm, use boss kit #2740 or #2742

02740



Custom steering wheel hub
Beetle 1973 (VIN 114 2353 466) and later, Karmann Ghia 1973 (VIN 144 2353 466) and later, Bus 1974 (VIN 214 2164 060) until 7.1979, Thing 2.1974 and later

02742



Custom steering wheel hub
Beetle export models, VW1300, VW1500, 1302 and 1303 8.1959 until 1973 (114 2353 464), standard models and VW1200 8.1966 until 1973 (114 2353 464), Karmann Ghia 8.1959 until 1973 (144 2353 464), Type 3, Thing until 1.1974

04312



Gas charged steering damper
Beetle (except 1302 and 1303) 1960 (VIN 2 921552) and later, Karmann Ghia 1960 (VIN 2 921 552) and later, Thing

09766



GT and Classic steering wheel hub
Beetle export models, VW1300, VW1500, 1302 and 1303 8.1959 until 1973 (114 2353 464), standard models and VW1200 8.1966 until 1973 (114 2353 464), Karmann Ghia 8.1959 until 1973 (144 2353 464), Type 3, Thing until 1.1974

09767



GT and Classic steering wheel hub
Beetle 1973 (VIN 114 2353 465) and later, Karmann Ghia 1973 (VIN 144 2353 465) and later, Thing 2.1974 and later

09770



Wooden GT steering wheel Ø 380 mm (23 mm grip)
Beetle, Karmann Ghia, Type 3, Thing

03135



Castle nuts (4 pieces)
Tie rod Beetle 1968 (VIN 118 857 240) and later, Karmann Ghia 1968 (VIN 148 857 240) and later, Bus 8.1967 and later, Type 3 8.1967 and later, Thing, Sway bar Beetle 1302 and 1303

01408



Nut M18 x 1.5 (Per Pair)
Right front wheel bearing Beetle until 7.1965, Karmann Ghia until 7.1965, Steering wheel Beetle export models 8.1959 until 1973, Beetle VW 1200 8.1966 until 1973, Karmann Ghia 8.1959 until 1973, Bus 8.1967 until 1974, Type 3, Thing until 1.1974, Ball joints Type 3 until 1963, Tie rod Bus until 7.1967

N112122• N0112122

111405672• N111653



Group 415 : Steering

03133



Locknut M12 x 1.5 (4 pieces)
Beetle/Karmann Ghia /Thing
6.1968 and later tie rods
8.1965 and later ball joints,
Bus/Type 3 8.1967 and later
tie rod

02749



Nardi design wooden
steering wheel
Beetle, Karmann Ghia, Bus
until 7.1979, Type 3

02747



Nardi design steering wheel hub
Beetle export models, VW1300,
VW1500, 1302 and 1303 8.1959
until 1973 (114 2353 464),
standard models and VW1200
8.1966 until 1973 (114 2353
464), Karmann Ghia 8.1959 until
1973 (144 2353 464), Type 3,
Thing until 1.1974

04381



Drop arm bolt
Beetle (except 1302 and
1303) 10.1952 and later,
Karmann Ghia, Bus until
7.1965, Type 3, Thing

211415747A • 221415747A •
111415381A

04379



Drop arm bolt lock plate
Beetle (except 1302 and
1303), Karmann Ghia, Type 3,
Thing

111415385

04396



Straight M6 grease nipples (4 pieces)
Beetle: tierods and pedal assembly,
Karmann Ghia: tierods and pedal
assembly, Bus until 7.1979: front
axle, tierods and ball joints,
Vanagon/T25: automatic step, Type
3: front axle and ball joints

N0185151 • N185151 • N185011

01399



Straight M8 grease nipple (4 pieces)
Beetle: front axle, link pin carrier,
tierods, pedal assembly, Karmann
Ghia: front axle, link pin carrier,
tierods, Bus until 7.1979: front axle,
link pin carrier, tierods, Thing: front
axle

N0185161 • N185161 • N185031

02707



Turn signal switch cancel ring
with slip ring
Beetle 8.1970 and later, Karmann
Ghia 8.1970 and later, Bus 1974
(VIN 214 2164 060) until 7.1979,
Type 3 8.1970 and later, Thing
8.1971 and later

113415660A • 311415660

02703



Turn signal switch cancel ring
without slip ring
Beetle 8.1967 until 7.1970,
Karmann Ghia 8.1967 until
7.1970, Type 3 8.1967 until
7.1970, Thing until 7.1971

113415661C

Group 415 : Steering

03767



Rubber stops (8 mm) on several places used (Per Pair)
Beetle, Karmann Ghia, Type 3, Bus until 7.1979, Thing

N0200223 • N200021 • N200223

03122



Tie rod assembly left (adjustable)
Beetle LHD with roller type steering until 7.1965, Karmann Ghia LHD with roller type steering until 7.1965

113415801

03281



Tie rod assembly left A-quality
Beetle LHD 8.1965 until 1968 (VIN 118 857 239), Karmann Ghia LHD 8.1965 until 1968 (VIN 148 857 239)

131415801B

03325



Tie rod assembly left A-quality
Beetle VW1200 and VW1300 LHD 1972 (VIN 113 2045 313) and later, Karmann Ghia LHD 1972 (VIN 143 2045 313) and later

131415801E

03327



Tie rod assembly left A-quality
Beetle VW1200, VW1300 and VW1500 LHD 1968 (VIN 118 857 240) until 1972 (VIN 113 2045 312), Karmann Ghia LHD 1968 (VIN 148 857 240) until 1972 (VIN 143 2045 312)

131415801F

03124



Tie rod assembly left B-quality
Beetle LHD 8.1965 until 1968 (VIN 118 857 239), Karmann Ghia LHD 8.1965 until 1968 (VIN 148 857 239)

131415801B

03126



Tie rod assembly left B-quality
Beetle VW 1200, VW 1300 and VW 1500 LHD 1968 (VIN 118 857 239) and later, Karmann Ghia LHD 1968 (VIN 148 857 239) and later

131415801F • 131415801E


03123



Tie rod assembly right
Beetle LHD with roller type steering until 7.1965, Karmann Ghia LHD 1961 (VIN 3 933 185) until 7.1965

113415802B

03329




Tie rod assembly right A-quality
Beetle VW1200, VW1300 and VW1500 LHD 1968 (VIN 118 857 240) and later, Karmann Ghia LHD 1968 (VIN 148 857 240) and later

131415802E



Group 415 : Steering

 03331



Tie rod assembly right A-quality Beetle LHD 1966 (VIN 117 112 757) until 1968 (VIN 118 857 239), Karmann Ghia LHD 1966 (VIN 147 112 757) until 1968 (VIN 148 857 239)

131415802C

 03125



Tie rod assembly right B-quality Beetle LHD 8.1965 until 1968 (VIN 118 857 239), Karmann Ghia LHD 8.1965 until 1968 (VIN 148 857 239)

131415802C

 03127



Tie rod assembly right B-quality Beetle VW1200, VW1300 and VW1500 LHD 1968 (VIN 118 857 240) and later, Karmann Ghia LHD 1968 (VIN 148 857 240) and later

131415802E

 07419



Tie rod tapered ring (each) Beetle, Karmann Ghia, Type 3 until 1972 (VIN 313 2081 368), Thing

141415855A

 04320



Tie rod end A-quality Beetle 1968 (VIN 118 857 240) and later, Karmann Ghia 1968 (VIN 148 857 240) and later, Bus 8.1967 until 7.1979, Type 3 8.1967 and later, Thing

311415811C

 04321



Tie rod end A-quality Beetle 1968 (VIN 118 857 240) and later, Karmann Ghia 1968 (VIN 148 857 240) and later, Bus 8.1967 until 7.1979, Type 3 8.1967 and later, Thing

311415812C

 04323



Tie rod end A-quality Beetle until 1968 (VIN 118 857 239), Karmann Ghia until 1968 (VIN 148 857 239), Bus 4.1955 until 7.1967, Type 3 until 7.1967

131415811

 01320



Tie rod end B-quality Beetle 1968 (VIN 118 857 240) and later, Karmann Ghia 1968 (VIN 148 857 240) and later, Bus 8.1967 until 7.1979, Type 3 8.1967 and later, Thing

311415811C

 01321



Tie rod end B-quality Beetle 1968 (VIN 118 857 240) and later, Karmann Ghia 1968 (VIN 148 857 240) and later, Bus 8.1967 until 7.1979, Type 3 8.1967 and later, Thing

311415812C

Group 415 : Steering

01323



Tie rod end B-quality
Beetle until 1968 (VIN 118 857 239), Karmann Ghia until 1968 (VIN 148 857 239), Bus 4.1955 until 7.1967, Type 3 until 7.1967

131415811

06325



Tie rod end inner side
A-quality
Beetle until 1968 (VIN 118 857 239), Karmann Ghia until 1968 (VIN 148 857 239)

113415821

06327



Tie rod end inner side A-quality
Beetle VW1200, VW1300 and VW1500 1968 (VIN 118 857 240) and later, Karmann Ghia 1968 (VIN 148 857 240) and later, Thing

131415821A

01325



Tie rod end inner side
B-quality
Beetle until 1968 (VIN 118 857 239), Karmann Ghia until 1968 (VIN 148 857 239)

113415821

01327



Tie rod end inner side B-quality
Beetle VW1200, VW1300 and VW1500 1968 (VIN 118 857 240) and later, Karmann Ghia 1968 (VIN 148 857 240) and later, Thing

131415821A

04339



Tie rod clamp bracket (each)
Beetle, Karmann Ghia, Bus until 7.1979, Type 3, Thing

111415841A• N101711• N0101711• N120082• N110182• N0110184• N120091

07415



Tie rod lock nut (each)
Beetle, Karmann Ghia, Type 3, Thing

N111632• N0111136

04324



Tie rod end outer side A-quality
Beetle until 1968 (VIN 118 857 239), Karmann Ghia until 1968 (VIN 148 857 239), Bus 4.1955 until 7.1967, Type 3 until 7.1967

131415812

01324



Tie rod end outer side B-quality
Beetle until 1968 (VIN 118 857 239), Karmann Ghia until 1968 (VIN 148 857 239), Bus 4.1955 until 7.1967, Type 3 until 7.1967

131415812



Group 415 : Steering

 04338



Tie rod clamp bracket bolts
(Per Pair)
Beetle 8.1965 and later,
Karmann Ghia 8.1965 and
later, Bus until 7.1979, Type 3,
Thing

N101711 • N0101711

 03134



Tie rod castle nuts (4 pieces)
Beetle until 1968 (VIN 118
857 239), Karmann Ghia until
1968 (VIN 148 857 239), Bus
until 7.1967, Type 3 until
7.1967

N112101 • N0112101

 04326



Tie rod end with steering
damper hole A-quality
Beetle 8.1965 until 1968 (VIN
118 857 239), Karmann Ghia
8.1965 until 1968 (VIN 148
857 239)

113415813D

 06322



Tie rod end with steering damper
hole A-quality
Beetle VW1200, VW1300 and
VW1500 1968 (VIN 118 857
2400) and later, Karmann Ghia
1968 (VIN 148 857 240) and later,
Thing

131415813E

 06326



Tie rod end with steering
damper hole A-quality
Beetle until 7.1965, Karmann
Ghia until 7.1965

113415813

 01322



Tie rod end with steering damper
hole B-quality
Beetle VW1200, VW1300 and
VW1500 1968 (VIN 118 857
2400) and later, Karmann Ghia
1968 (VIN 148 857 240) and later,
Thing

131415813E

 01326



Tie rod end with steering
damper hole B-quality
Beetle 8.1965 until 1968 (VIN
118 857 239), Karmann Ghia
8.1965 until 1968 (VIN 148
857 239)

113415813D

 03326



Tie rod end with steering
damper hole B-quality
Beetle until 7.1965, Karmann
Ghia until 7.1965

113415813

 04334



Tie rod end lock plate (each)
Beetle until 7.1965, Karmann
Ghia until 7.1965, Type 3

141415851B

Group 415 : Steering

01236



Tie rod relocation bush kit
Beetle VW1200, VW1300 and
VW1500 1968 (VIN 118 857
240) and later, Karmann Ghia
1968 (VIN 148 857 240) and
later, Thing

111415835A

04348



Tie rod boot (4 pieces)
Beetle until 1960 (VIN 2 921
551), Karmann Ghia until
1960 (VIN 2 921 551), Bus
until 7.1960

01348



Tie rod boot (each)
Beetle 1960 (VIN 2 921 552)
and later, Karmann Ghia (VIN
2 921 552) and later, Bus
8.1960 and later, Type 3 all
years, Thing all years

**113415835• 111415837•
113415837• 311405387A**

04347



Stock conversion drop arm
to convert an until 7.1965
model with sector type
steering box to a roller
type steering box, use also
steering box #1368


01312



Stock steering damper
Beetle (except 1302 and
1303) 1960 (VIN 2 921 552)
and later, Karmann Ghia 1960
(VIN 2 921 552) and later,
Thing

**113425021L• 113425021•
113415021A**

02791



Stock steering wheel ivory
complete
Beetle 8.1959 until 7.1971,
Karmann Ghia 8.1959 until
7.1971, Type 3 until 7.1971

02792



Stock steering wheel silver
beige
Beetle 8.1959 until 7.1971,
Karmann Ghia 8.1959 until
7.1971, Type 3 until 7.1971

02790



Stock steering wheel black
complete
Beetle 8.1959 until 7.1971,
Karmann Ghia 8.1959 until
7.1971, Type 3 until 7.1971

04407



Front wheel bearing, steering wheel or
gearbox nut M16x1.5 (each)
steering wheel Beetle 1973 and later, Karmann
Ghia 1973 and later, Thing 2.1974 and later, Bus
until 7.1967 and 1974 and later, front wheel
bearing right Type 3 until 7.1965, synchro
gearbox Beetle 10.1952 until 7.1960, Karmann
Ghia until 7.1960, Bus 4.1953 until 6.1959,
Automatic gearbox Bus 8.1975 and later

**N01116415• N1116415•
N0111642• N111642• 113309153**



Group 415 : Steering

 31310



Steering damper
Type 3

311425021

 01368



Steering box
Beetle Sedan export models 1961 (4 236 757) until 7.1965, VW 1200, VW 1300 and VW 1500 8.1965 and later, Convertible 1961 (VIN 3 933 185) until 7/1970, Karmann Ghia 1961 (VIN 4 236 757) and later, Type 3 all, Thing all

113415061

 05375



Steering box adjusting sleeve seal
Beetle with sector type steering until 7.1965, Karmann Ghia until 1961 (VIN 3 933 184)

111415285A

 05363



Steering box seal output shaft
Beetle all models with sector type steering 10.1952 until 7.1965, 1302 and 1303 with roller type steering until 7.1974, Karmann Ghia until 1961 (VIN 3 933 184)

N0149021 • 113415297

 05367



Steering box seal output shaft
Beetle with roller type steering (except 1302 and 1303) 1961 (VIN 3 933 185) and later, Karmann Ghia 1961 (VIN 3 933 185) and later, Type 3, Thing

N149051 • 311415297


 04382



Steering box mounting bracket lock plates (Per Pair)
Beetle, Karmann Ghia, Type 3, Thing

111415159


 05364



Steering box gasket
Beetle with sector type steering until 7.1965, Karmann Ghia until 1961 (VIN 3 933 184)

111415135

 05366



Steering box gasket
Beetle with roller type steering (except 1302 and 1303) 1961 (VIN 3 933 185) and later, Karmann Ghia 1961 (VIN 3 933 185) and later, Type 3, Thing

311415135 • 311415135A

 05369



Steering box worm gear seal
Beetle with roller type steering (except 1302 and 1303) 1961 (VIN 3 933 185) and later, Karmann Ghia 1961 (VIN 3 933 185) and later, Type 3, Thing

311415277

Group 415 : Steering

 05368



Steering box cover plug (each)
Beetle with roller type steering, Karmann Ghia with roller type steering, Type 3 1964 (VIN 315 079 951) and later, Thing

311415133

 03369



Steering coupling disc
Beetle VW 1200, VW 1300 and VW 1500, Karmann Ghia, Type 3, Thing

111415417

 03469



Steering column bearing
Beetle 8.1970 and later, Karmann Ghia 8.1970 and later, Type 3 8.1970 and later, Thing 1.1971 and later

111953559C • 111953559A

 03470



Steering column bearing kit
Beetle 8.1967 until 7.1970, Karmann Ghia 8.1967 until 7.1970, Type 3 8.1967 until 7.1970, Thing until 12.1970

111953559 • 111953559D • 111953561 • 111953562 • 111953535D

 03471



Steering column bearing kit
Beetle export models 8.1961 until 7.1967, Beetle standard models 8.1966 until 7.1967, Karmann Ghia 8.1961 until 7.1967

113415585A • 113415589A • 113415587A

 01427



Steering column bearing bushing
Beetle 8.1967 until 1975 (115 2259 792), Karmann Ghia 8.1967 and later, Type 3 8.1967 and later, Thing until 1974 (184 2356 315)

111953535D

 03370



Steering column bushing
Beetle until 7.1959 all models, Beetle 8.1959 until 7.1965 standard model, Karmann Ghia until 7.1959

111415581A

 03380



Steering column bracket
Beetle until 7.1967, Karmann Ghia until 7.1966

111415611

 03373



Steering column grommet
Beetle sedan VW1200, VW1300 and VW1500 8.1967 and later, convertible 8.1967 until 7.1970, Karmann Ghia 8.1967 and later, Thing all years

113415607A



Group 415 : Steering

 05571



Upper steering column grommet for vehicles with steering lock
Beetle until 7.1967, Karmann Ghia 8.1966 until 7.1967

111415603B

 03372



Lower steering column grommet
Beetle sedan export models until 1961 (VIN 4 236 756), convertible until 1961 (VIN 3 933 184), Karmann Ghia until 1961 (VIN 3 933 184)

111415607

 05373



Lower steering column grommet
Beetle sedan standard models until 7.1967, sedan export models 1961 (VIN 4 236 757) until 7.1967, convertible 1961 (VIN 3 933 185) until 7.1967, Karmann Ghia 1961 (VIN 3 933 185) until 7.1967

131415607

 04374



Steering shaft flanges (upper and lower) chrome
Beetle 1200-1300-1500, Karmann Ghia, Type 3, Thing

131415413• 111415409

 03468



Steering shaft flange and shift rod spring clamping bracket
Beetle Steering shaft (except 1302 and 1303), Shift rod for automatic transmission, Karmann Ghia Steering shaft, Shift rod for automatic transmission, Type 3 Steering shaft, Thing Steering shaft

111415539

 01300



Steering shaft bearing (chrome)

 03118



Narrowed tie rod assembly set
Beetle until 7.1965, Karmann Ghia until 7.1965

 03119



Narrowed tie rod assembly set
Beetle VW1200, VW1300 and VW1500 1968 (VIN 118 857 240) and later, Karmann Ghia 1968 (VIN 148 857 240) and later, Thing

 03132



Self-locking hex nuts M10 x 1.0 (4 pieces)

N0221442

Group 501 : Rear axle, rear brake drum



Rear axle, Differential

Group 5



Group 501 : Rear axle, rear brake drum

501

Rear axle, rear brake drum

03478



Drive axle (IRS) complete (each)
Beetle manual/Automatic, Karmann Ghia manual/Automatic, Type 3 only manual transmission

113501201D

03480



Drive axle (IRS) XZN bolts (6 pieces)
Beetle, Karmann Ghia, Bus, Type 3, Vanagon/T25

113501229A

03479



Drive axle lock plates for vehicles with IRS (3 pieces)
Beetle, Karmann Ghia, Type 3

113501329

01468



Split axle boots A-quality (each)
all the models with swing axle

111598021A

01469



Split axle boots B-quality (Per Pair)
all the models with swing axle

111598021A

01461



Split axle boots copolymer blue (Per Pair)
all aircooled cars with swing axle

01460



Split axle boots copolymer yellow (Per Pair)
all aircooled cars with swing axle

01462



Split axle boots copolymer red (Per Pair)
all aircooled cars with swing axle

Group 501 : Rear axle, rear brake drum

01464



Split axle boots copolymer black (Per Pair)
all aircooled cars with swing axle

01467



CV boot with assembly items and grease (each)
Beetle, Karmann Ghia, Type 3

01474



CV boot without assembly items (4 pieces)
Beetle, Karmann Ghia, Type 3

113501149• 113501229A•
113517279• 113501327• 113501159

113501149

01463



Axle boot mounting kit (for 8 boots)
all aircooled cars with swing axle

01465



Solid axle boot (each)
all the models with swing axle

01453



Rear suspension rubber bump stops (Per Pair)
Beetle 8.1959 and later, Karmann Ghia 8.1959 and later, Type 3 Notchback and Fastback until 7.1968, Squareback 8.1966 until 7.1968 and 8.1968 and later when equipped with a heavy duty equalizer spring (M 263)

N140799• N140799• N1401591

111501151

311501191

01449



Rear axle castle nuts (Per Pair)
Beetle 8.1966 and later, Karmann Ghia 8.1966 and later, Bus until 7.1963 (only models with a 1500cc engine), Type 3, Thing

04449



Rear axle castle nuts (Per Pair)
Beetle until 7.1966, Karmann Ghia until 7.1966, Bus until 7.1963 (except models with a 1500cc engine)

04814



Rear axle bearing housings (Per Pair)
Beetle 10.1957* until 7.1966, Karmann Ghia 10.1957* until 7.1966

311501221

111501221

111501163C• 111501164C



Group 501 : Rear axle, rear brake drum

01470



Rear axle bearing caps
chrome IRS (Per Pair)
Beetle IRS, Karmann Ghia IRS,
Type 3 IRS, Thing IRS

113501311

04418



Rear wheel bearing spacer kit
(6-part)
Beetle with IRS, Karmann
Ghia with IRS, Type 3 with IRS,
Thing with IRS

113501305• 113501243

04419



Rear wheel bearing inner spacer
(each)
Beetle with swing axle, Karmann
Ghia with swing axle, Bus until
7.1963, Type 3 with swing axle,
Thing with swing axle

111501281A

04426



Rear wheel bearing outer spacer
(each)
Beetle with swing axle, Karmann
Ghia with swing axle, Bus until
7.1963, Type 3 with swing axle,
Thing with swing axle

111501303A• 111501303B•
1135013031

04342



Rear axle bearing cap seal for
vehicles with IRS (each)
Beetle, Karmann Ghia, Type 3,
Thing

113501291B

01411



Rear axle nut cotter pin
(each)
Beetle, Karmann Ghia, Bus
until 7.1963, Type 3, Thing

N125451• N0125451

04385



Inner rear wheel bearing for
vehicles with IRS (each)
Beetle, Karmann Ghia, Type 3,
Thing

113501283

04386



Outer rear wheel bearing for
vehicles with IRS (each)
Beetle, Karmann Ghia, Type 3,
Thing

113501277A

04375



Rear wheel bearing seal
(each)
Beetle, Karmann Ghia, Bus
until 7.1967, Type 3, Thing

113501315• 113501315H• 111501315•
113501315F• 113501315G

Group 501 : Rear axle, rear brake drum

04380



Rear wheel bearing for vehicles with a swing axle
Beetle, Karmann Ghia, Bus rear axle and reduction box inner bearing, Type 3, Thing rear axle and reduction box inner bearing

311501283

01440



Rear wheel bearing kit for vehicles with IRS (one side)
Beetle, Karmann Ghia, Type 3, Thing

113501315 • 113501283 • 113501277A • 113 • 501 • 291B • N125451

01497



Stub axle (each)
Beetle with IRS axle, Karmann Ghia with IRS axle, Type 3 with IRS axle

113501231

05497



Chromoly conversion stub axle (each)
Beetle/Karmann Ghia/Type 3 conversion to Bus CV joint

01457



Equalizer torsion bar (stabilizer) guide rings (Per Pair)
Beetle all models 8.1966 until 7.1967, convertible 8.1967 until 7.1970, VW 1300 and VW 1500 8.1967 and later, VW 1200 8.1973 and later, Karmann Ghia all models 8.1966 and later

113501753

05456



Equalizer torsion bar (stabilizer) bearing block (Per Pair)
Beetle all models 8.1966 until 7.1967, convertible 8.1967 until 7.1970, VW 1300 and VW 1500 8.1967 and later, VW 1200 8.1973 and later, Karmann Ghia all models 8.1966 and later

113501813

01456



Equalizer torsion bar (stabilizer) repair kit
Beetle all models 8.1966 until 7.1967, VW1300 and VW1500 8.1967 until 1968 (VIN 119 381 000), convertible 8.1967 until 1968 (VIN 159 381 000), Karmann Ghia all models 8.1967 until 1968 (VIN 149 381 000)

113501753 • 113501835 • 113501831 • 113501832 • 113501813 • 113501737A

01459



Equalizer torsion bar (stabilizer) repair kit
Beetle VW1300 and VW1500 1968 (VIN 119 381 001) and later, convertible 1968 (VIN 159 381 001) until 7.1970, VW1200 8.1973 and later, Karmann Ghia all models 1968 (VIN 149 381 001) and later

211513371 • 111413371A • 113501819A • 113501820A • 113501737A • 111413381A

01442



Equalizer torsion bar (stabilizer) rubber stops (Per Pair)
Beetle all models 8.1966 until 7.1967, convertible 8.1967 until 7.1970, VW 1300 and VW 1500 8.1967 and later, VW 1200 8.1973 and later, Karmann Ghia all models 8.1966 and later

113501737A



Group 501 : Rear axle, rear brake drum

01436



O-ring gearbox side covers (pair)
Swing axle, Beetle/Karmann Ghia, Bus, Type 3, Thing

111501139

04455



Pivot bolt for vehicles with IRS (each)
Beetle, Karmann Ghia, Type 3, Thing

113501535A

06920



Handbrake cable clip (Per Pair)
Beetle with IRS axle, Karmann Ghia with IRS axle, Vanagon/T25 until 7.1984, Thing with IRS axle

113501595• 251501595A


01466



CV joint (each)
Beetle IRS, Karmann Ghia IRS, Type 3 IRS

113501331

01438



Gasket rear axle (Swing axle) (Per Pair)
Beetle 8.1964 and later, Karmann Ghia 8.1964 and later, Bus 3.1955 and later, Type 3, Thing

211501315

05478



Swing Axle drive shaft (each)
Beetle VW 1300 and VW 1500 8.1966 and later, Beetle VW 1200 8.1967 and later, Karmann Ghia 8.1966 and later, Type 3 alle models 1962 (VIN 76 300) until 7.1968, Type 3 Variant 8.1968 and later (M263), Length: 721mm

311501201D

04341



Swing axle rear wheel bearing kit A-quality complete kit (per side)
Beetle, Karmann Ghia, Type 3

311501283• 311598051


01441



Swing axle rear wheel bearing kit B-quality basic kit (per side)
Beetle, Karmann Ghia, Type 3

311501283• 111598051A• 111501286

01435



Swing axle adjusting gaskets 0.20 mm (Per Pair)
Swing axle, Beetle/Karmann Ghia, Bus, Type 3, Thing

111501133A

Group 501 : Rear axle, rear brake drum

01426



Swing axle gasket kit
A-quality complete kit one side
Beetle, Karmann Ghia, Type 3

311598051• 111501286• 111501291A•
111501296• 111501303B• 111501315•
211501315• 211501321• N125451


01410



Swing axle gasket kit
B-quality basic kit one side
Beetle, Karmann Ghia, Bus
until 7.1967, Type 3, Thing

111598051A• 111501286

05414



Swing axle gearbox gasket kit
Beetle until 7.1960, Karmann
Ghia until 7.1960, Bus until
5.1959

113301215• 113201217• 113301219• 113301235•
113301237• 113301239• 111307113C• 111501131•
111501131A• 111501133• 111501133A

05415



Swing axle gearbox gasket kit
A-quality
Beetle 8.1960 and later,
Karmann Ghia 8.1960 and
later, Bus 6.1959 and later,
Type 3, Thing

113311113A• 111307113B• 111501139• 113301185A•
001301227• 085301227• N138161• 111501131•
111501131A• 111501133• 111501133A• 113301185•
113301191• 211301215• 001301215

03142



Brake drum rear (convert 4 x
130 to 5 x 205) (each)
Beetle 8.1967 and later,
Karmann Ghia 8.1967 and
later

01281



Brake drum rear (each)
Beetle 8.1967 and later,
Karmann Ghia 8.1967 and
later

113501615J

01285



Brake drum rear (each)
Beetle 10.1957 until 7.1967 *,
Karmann Ghia 10.1957 until
7.1967 *

113501615D

04281



Brake drum rear not drilled
(each)
Beetle 8.1967 and later,
Karmann Ghia 8.1967 and
later

01292



Brake drum with Porsche
PCD rear (each)
Beetle 8.1967 and later,
Karmann Ghia 8.1967 and
later



Group 501 : Rear axle, rear brake drum

01369



Brake drum oil deflector
Beetle until 7.1964, Karmann
Ghia until 7.1964

111501631

01412



Brake drum conversion kit
rear
8.1967 and later (4 hole to 5
hole drums)


01393



Sway bar rear (19 mm)
Beetle IRS, Karmann Ghia IRS,
Thing IRS

AC5019597

01392



Sway bar rear (camber stop)
Beetle with swing axle 8.1960
and later, Karmann Ghia with
swing axle 8.1960 and later,
Bus 6.1959 until 7.1967, Thing
with swing axle, note: doesn't
go with an original mounted
compensating spring rod,
remove it!

01458



Stock trailing arm pivot
bushings for vehicles with IRS
(Per Pair)
Beetle, Karmann Ghia, Type 3,
Thing

113501541C• 113501541B

01447



Bump stop bracket left
Beetle 8.1964 and later swing
axle, Karmann Ghia 8.1964
and later swing axle, Type 3
swing axle

131501189A

01448



Bump stop bracket right
Beetle 8.1964 and later swing
axle, Karmann Ghia 8.1964
and later swing axle, Type 3
swing axle

131501190A

04458



IRS suspension arm distance
washer (each)
Beetle, Karmann Ghia, Type 3,
Thing

113501533

01455



IRS conversion clips (Per Pair)

Group 501 : Rear axle, rear brake drum

06453



Urethane rear suspension bump stops (Per Pair)
Beetle 8.1959 and later, Karmann Ghia 8.1959 and later, Type 3 Notchback and Fastback until 7.1968, Squareback 8.1966 until 7.1968 and 8.1968 and later when equipped with a heavy duty equalizer spring (M 263)

01454



Urethane trailing arm pivot bushings for vehicles with IRS (Per Pair)
Beetle, Karmann Ghia, Type 3, Thing

31445



Rear wheel hub (4 x 130 mm) (each)
Type 3 8.1965 and later

311501581

511 Springs

04428



Stock swing axle spring plate (each)
Beetle 8.1959 and later, Karmann Ghia 8.1959 and later

111511205B

04405



Spring plate caps (Per Pair)
Beetle with swing axle 8.1968 and later, Karmann Ghia with swing axle 8.1968 and later

113511227A • 113511219

04406



Spring plate caps (Per Pair)
Beetle with IRS axle 1970 (VIN 111 2424 622) and later, Karmann Ghia with IRS axle 1970 (VIN 141 2424 622) and later, Type 3 until 7.1968 with a manual transmission *, 8.1968 and later with automatic transmission, Thing, all years

113511227B • 311511219

04424



Spring plate caps (Per Pair)
Beetle 10.1952 until 7.1959, Karmann Ghia until 7.1959

111511255C

01450



Urethane torsion bar bushings (Per Pair)
Beetle 8.1959 and later inside, Karmann Ghia 8.1959 and later inside, Type 3 until 7.1968 with original torsion bar covers inside and outside, Type 3 8.1968 and later inside, Thing inside, also for the adjustable spring plates #4431 and #4432 outside



Group 511 : Springs

04435



Urethane torsion bar bushings inside (Per Pair) only for adjustable spring plates: #4429, #4431, #4432 and #4433

01429



Urethane torsion bar bushings outside (Per Pair) Beetle with IRS, Karmann Ghia with IRS, Type 3 8.1968 and later, Thing, also for the adjustable spring plates #4429 and #4433

01451



Urethane torsion bar bushings outside (Per Pair) Beetle 8.1959 until 7.1968, Karmann Ghia 8.1959 until 7.1968

01452



Urethane torsion bar bushings outside (Per Pair) Beetle with swing axle 8.1968 and later, Karmann Ghia with swing axle 8.1968 and later

01443



Spring plate bushing (each) Beetle until 7.1959, Karmann Ghia until 7.1959

04444



Spring plate bushing A-quality (each) left inner and right outer side for Beetle 8.1959 until 7.1968, Karmann Ghia 8.1959 until 7.1968, Type 3 8.1959 until 7.1968, left inner side for Beetle 8.1968 and later, Karmann Ghia 8.1968 and later, Type 3 8.1968 and later, Thing

111511245A

311511246

04445



Spring plate bushing A-quality (each) Right inner and left outer side for Beetle 8.1959 until 7.1968, Karmann Ghia 8.1959 until 7.1968, Type 3 8.1959 until 7.1968, Right inner side for Beetle 8.1968 and later, Karmann Ghia 8.1968 and later, Type 3 8.1968 and later, Thing

04446



Spring plate bushing A-quality (each) Right and left outer side for Beetle 8.1968 and later, Karmann Ghia 8.1968 and later, Type 3 8.1968 and later, Thing

01444



Spring plate bushing B-quality (each) left inner and right outer side for Beetle 8.1959 until 7.1968, Karmann Ghia 8.1959 until 7.1968, Type 3 8.1959 until 7.1968, left inner side for Beetle 8.1968 and later, Karmann Ghia 8.1968 and later, Type 3 8.1968 and later, Thing

311511245

111511245E

311511246

Group 511 : Springs

 01445



Spring plate bushing B-quality (each)
Right inner and left outer side for
Beetle 8.1959 until 7.1968, Karmann
Ghia 8.1959 until 7.1968, Type 3
8.1959 until 7.1968, Right inner side
for Beetle 8.1968 and later, Karmann
Ghia 8.1968 and later, Type 3 8.1968
and later, Thing

311511245

 01446



Spring plate bushing B-quality
(each)
Right and left outer side
for Beetle 8.1968 and later,
Karmann Ghia 8.1968 and later,
Type 3 8.1968 and later, Thing

111511245E

 01430



Chrome spring plate caps (Per
Pair)
Beetle with a manual
transmission 8.1959 until
7.1968, Beetle with a manual
transmission 8.1959 until 7.1968

113511225

 01431



Chrome spring plate caps (Per Pair)
Beetle with automatic transmission
until 1970 (VIN 111 2424 621),
Karmann Ghia with automatic
transmission until 1970 (VIN 140
2424 621), Type 3 with automatic
transmission until 7.1968, with a
manual transmission 8.1968 and later

113511219A

 04429



Adjustable spring plates (Per
Pair)
Swing axle (627mm torsion
bars), Beetle until 7.1959,
Karmann Ghia until 7.1959,
Type 3

 04431



Adjustable spring plates (Per
Pair)
Swing axle (553mm torsion
bars), Beetle 8.1959 and later,
Karmann Ghia 8.1959 and
later

 04432



Adjustable spring plates (Per
Pair)
IRS with swing axle torsion
bars (553mm), Beetle,
Karmann Ghia

 04433



Adjustable spring plates (Per
Pair)
IRS axle (675mm torsion
bars), Beetle, Karmann Ghia,
Type 3

 04430



Black spring plate caps (Per Pair)
Beetle with a manual
transmission 8.1959 until
7.1968, Beetle with a manual
transmission 8.1959 until 7.1968

113511225



Group 513 : Shock absorbers

513

Shock absorbers

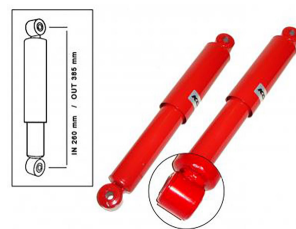
05305



Bolt M12 x 1.5 x 80 mm (Per Pair)
Beetle/Karmann Ghia until 9.1952 and 1959 and later rear shocks, Type 3 1963 and later rear shocks and stabilizer

361501569

03903



Adjustable shock absorber for vehicles with swing axle rear (Per Pair)
Beetle 10.1952 and later, Karmann Ghia

113513031R

01309



Monotube gas-charged shock absorber (each)
Beetle/Karmann Ghia 10.1952 and later rear, Bus until 7.1967 rear, Type 3 rear, Thing rear

01301



Oil filled shock absorber rear (each)
Beetle with swing axle 10.1952 and later, Karmann Ghia with swing axle 10.1952 and later, Bus until 7.1967, Type 3 with swing axle, Thing with swing axle

113513031G• 111513031G• 113513031H

01305



Oil filled shock absorber rear (each)
Beetle with IRS axle, Karmann Ghia with IRS axle, Type 3 with IRS axle, Thing with IRS axle

113513031N

01356



Lowered oil shock absorbers (Per Pair)
Beetle/Karmann Ghia 1952 and later rear, Beetle/Karmann Ghia 1952 until 7.1965 front, Bus until 7.1967 rear, Bus until 7.1979 front

04310



Shock absorber and equalizer torsion bar bushings (Per Pair)
Shock absorbers Beetle front and rear, Karmann Ghia front and rear, Bus until 7.1967 front and rear, 8.1967 until 7.1979 rear, Type 3 front and rear, Thing rear, Equalizer torsion bar Beetle 1968 and later, Karmann Ghia 1968 and later, Thing

211513371• 111413371A

04459

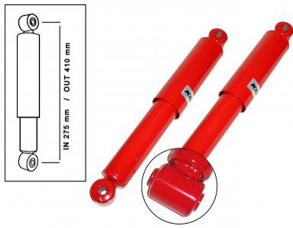


Shock absorber and equalizer torsion bar bushings (Per Pair)
Shock absorbers Beetle, Karmann Ghia, Bus front until 7.1969, rear until 7.1979, Type 3, Thing rear, Lever shock absorbers Beetle, Karmann Ghia, Bus, Equalizer torsion bar Beetle 1968 (VIN 119 381 001) and later, Karmann Ghia 1968 (VIN 149 381 001) and later, Thing

111413381• 111413381A• 111413381B

Group 513 : Shock absorbers

03905



Shock absorber adjustable
(Per Pair)

Beetle rear (IRS), Karmann
Ghia rear (IRS), Type 3 rear
(IRS), Thing rear (IRS)

01375



Coil-over shock absorbers (Per
Pair)

Beetle 10.1952 until 7.1965
front, 10.1952 and later rear,
Karmann Ghia until 7.1965
front, all years rear, Bus until
7.1967 rear, until 7.1979 front,
Type 3 all years front and rear,
Thing all years rear

01306



Twin-tube gas-charged shock
absorber (low) (each)

Beetle/Karmann Ghia 52 and
later rear, Beetle/Karmann
Ghia 52 until 7.1965 front,
Bus until 67 rear, Bus until 79
front, Type 3 front/rear, Thing
rear

01303



Twin-tube gas-charged shock
absorber (each)

Beetle/Karmann Ghia 1952 and
later rear, Beetle/Karmann Ghia
1952 until 7.1965 front, Bus until
7.1967 rear, Bus until 7.1979 front,
Type 3 front and rear, Thing rear

113513031M

01425



Final drive flange seals (Per
Pair)

Beetle (IRS), Karmann Ghia
(IRS), Type 3 with manual
transmission (IRS), Thing (IRS)

113301189A • 113301189F

05496



Chromoly conversion drive
flange axle (Per Pair)
Beetle/Karmann Ghia/Type 3
conversion to Bus CV joint

517
Differential

Group 517 : Differential

04447



Final drive plugs (Per Pair)
Beetle IRS, Karmann Ghia IRS,
Type 3 IRS, Thing IRS

020409289B • 113517289A

04701



IRS differential and front wheel bearing
(each)
Beetle differential, Karmann Ghia
differential, Bus 8.1967 until 7/1979
(differential of an automatic gearbox NE
or NF), Vanagon/T25 differential of an
automatic gearbox and as inner front
wheel bearing, Type 3 differential, Thing
differential

113517185C

04702



Swing axle differential bearing (each)
Beetle export models and
convertible 8.1960 and later,
standard models 1964 (VIN 115 247
529) and later, Karmann Ghia 8.1960
and later, Bus 6.1959 and later, Type
3, Thing

113517185

01439



Swing axle fulcrum plates
(stock size) (4 pieces)
Beetle, Karmann Ghia, Bus,
Type 3, Thing

113517191

01420



Super differential for vehicles
with swing axles
Beetle, Karmann Ghia, Bus,
Type 3, Thing

113517121D

01421



Super differential for vehicles
with IRS
Beetle, Karmann Ghia, Type 3,
Thing

113517121F

05416



IRS gearbox gasket kit
A-quality
Beetle, Karmann Ghia, Type 3,
Thing

113311113A • 111307113B • 001301227 • 085301227 •
113301185A • 001301215 • 211301215 • 113301191 •
N0138165 • 020409289B • 113301189A • 113301189F

01491



Heavy duty side cover
differential (each)
Swing axle, Beetle 8.1960
and later, Karmann Ghia,
Bus 8.1959 and later, Type 3,
Thing

01493



Heavy duty side cover
differential (each)
IRS axle, Beetle, Karmann
Ghia, Type 3, Thing



Brakes, Wheels

Group 6



Group 601 : Wheels and accessories

601

Wheels and accessories

02482



5-Rib wheel anthracite (each)
PCD: 5 x 205mm, Size:
5.5 x 15 inch, ET: +12mm,
Backspacing: 3 5/8 inch

02469



911 Alloy wheel polished
with black inner side (each)
PCD: 5 x 130mm, Size:
5.5 x 15 inch, ET: +45mm,
Backspacing: 4 15/16 inch

02473



911 wheel polished with
matte black inner side (each)
PCD: 5 x 130mm, Size:
4.5 x 15 inch, ET: +45mm,
Backspacing: 4 1/2 inch

05473



911 Alloy wheel polished
with black inner side (each)
PCD: 5 x 205mm, Size:
4.5 x 15 inch, ET: +20mm,
Backspacing: 3 1/2 inch

05475



911 Alloy wheel polished
with black inner side (each)
PCD: 5 x 205mm, Size:
5.5 x 15 inch, ET: +20mm,
Backspacing: 4 inch

02459



911 Alloy wheel fully
polished (each)
PCD: 5 x 130mm, Size:
5.5 x 15 inch, ET: +45mm,
Backspacing: 4 15/16 inch

02464



911 Alloy wheel fully
polished (each)
PCD: 5 x 130mm, Size:
4.5 x 15 inch, ET: +45mm,
Backspacing: 4 1/2 inch

05476



911 Alloy wheel fully
chromed (each)
PCD: 5 x 205mm, Size:
5.5 x 15 inch, ET: +20mm,
Backspacing: 4 inch

Group 601 : Wheels and accessories

02471



914 Alloy wheel gloss black (each)
PCD: 4 x 130mm, Size: 5.5 x 15 inch, ET: +35mm, Backspacing: 4 1/2 inch

02522



BRM wheel gloss black (each)
PCD: 5 x 205mm, Size: 5.0 x 15 inch, ET: +14mm, Backspacing: 3 7/16 inch

02523



BRM wheel gloss black (each)
PCD: 5 x 205mm, Size: 6.5 x 15 inch, ET: +12mm, Backspacing: 4 1/8 inch

09719



BRM wheel gloss black (each)
PCD: 4 x 130mm, Size: 5.5 x 15 inch, ET: +15mm, Backspacing: 3 3/4 inch

09757



BRM wheel gloss black (each)
PCD: 4 x 130mm, Size: 4.5 x 15 inch, ET: +15mm, Backspacing: 3 3/4 inch

02502



Cal-Look hubcap chrome (each)
Beetle until 7.1965, Karmann Ghia until 7.1965, Bus until 7.1970, Thing

02512



Cal-look hubcap chrome (each)
Beetle & Karmann Ghia 8.1966 and later, Type 3 8.1965 and later, Bus 8.1970 and later (including T25)

09807



Cosmo wheel gloss black (each)
PCD: 4 x 130mm, Size: 5.5 x 15 inch, ET: +35mm, Backspacing: 4 1/2 inch

02563



Custom hubcap chrome with Wolfsburg emblem (each)
Beetle VW1300, VW1500, 1302 and 1303 8.1966 and later, VW1200 8.1967 and later, Karmann Ghia 8.1967 and later, Type 3 8.1965 and later



Group 601 : Wheels and accessories

02656



EMPI GT-5 wheel white (each)
PCD: 5 x 205mm, Size:
5.5 x 15 inch, ET: +20mm,
Backspacing: 4 inch

02606



EMPI GT-5 wheel silver (each)
PCD: 5 x 205mm, Size:
5.5 x 15 inch, ET: +20mm,
Backspacing: 4 inch

02554



EMPI GT-8 wheel polished
(each)
PCD: 4 x 130mm, Size:
5.5 x 15 inch, ET: +30mm,
Backspacing: 4 3/8 inch

02550



EMPI GT-8 wheel gloss black
(each)
PCD: 4 x 130mm, Size:
5.5 x 15 inch, ET: +30mm,
Backspacing: 4 3/8 inch

02518



EMPI GT-8 wheel white (each)
PCD: 4 x 130mm, Size:
5.5 x 15 inch, ET: +30mm,
Backspacing: 4 3/8 inch

02517



EMPI GT-8 wheel silver (each)
PCD: 4 x 130mm, Size:
5.5 x 15 inch, ET: +30mm,
Backspacing: 4 3/8 inch

02521



Knock-off 2 spoke (4 pieces)

02520



Knock-off 3 spoke (4 pieces)

09698



Aluminum center cap
including clamping ring and
BRM emblem (each)
Diameter: 80mm, Height:
10mm, Original used -
Speedwell BRM wheels, - SSP
and EMPI BRM wheels

Group 601 : Wheels and accessories

09718



Aluminum center cap including clamping ring and BRM emblem (each)
Diameter: 80mm, Height: 31mm, Original used: SSP and EMPI BRM wheels

02545



Polished aluminum center caps with paruzzi emblem (4 pieces)
Diameter: 80mm, Height: 75mm, Original used - Mangels Majouk and Modular wheels, - Eagle 520 wheels (PCD 4 x130), - Pro-lite wheels

02456



Polished stainless steel center cap (each)
Diameter: 70mm, Height: 13mm, Original used - 911 Alloy wheels, - Gasser wheels

09783



Stainless steel centercaps with BBT GT emblem (4 pieces)
Diameter: 73mm, Height: 34mm, Original used: BBT Sprintstar wheels

02519



Plastic chromed Lemmerz or Ritter wheel center caps (4 pieces)
Diameter: 75mm, Height: 30mm, Original used - Beetle, - Karmann Ghia, - Type 3

02489



Chromed plastic center caps (each)
Diameter: 63mm, Height: 37mm, Original used - EMPI and SSP Sprintstar wheels, - 914 Alloy wheels

02524



Chromed plastic center cap (each)
Diameter: 73mm, Height: 42mm, Original used - EMPI and SSP Torque wheels, - EMPI and SSP Dish wheels

04456



Chromed plastic center caps (each)
Bolt circle: 4 x 92mm, Height: 43mm, Original used: EMPI and SSP GT-8 wheels

02608



Lemmerz GT sportwheel centercaps +VW emblem (4 pieces)
Diameter: 52mm, Height: 28mm, Original used - Beetle 5.1972 and later, - Karmann Ghia 5.1972 and later

111601171



Group 601 : Wheels and accessories

02575



Chromed steel center caps
(Per Pair)
Height: 86mm, Rim PCD:
5 x 205mm, Original used
- CT&W and EMPI Majouk
wheels, - Eagle 520 wheels,
- Centerline wheels

02629



Chromed steel center caps
with paruzzi emblem (4
pieces)
Diameter: 82mm, Height:
86mm, Original used - BBT
Modular wheels, - CT&W and
EMPI Majouk wheels (PCD 4
x 130)

04518



Black center caps with ATS
emblem (4 pieces)
Diameter: 70mm, Height:
38mm, Original used: ATS
wheels

02504



Black center caps with
Paruzzi emblem (4 pieces)
Diameter: 64mm, Height:
39mm, Original used - old
style EMPI GT-8 wheels, - old
style Riviera wheels

02561



Nipple hubcap chrome with
Wolfsburg emblem (each)
Beetle export models until
7.1965, standard models
until 7.1967, Karmann Ghia
until 7.1965, Bus until 7.1970,
Thing

02562



Nipple hubcap with
Wolfsburg emblem (each)
Beetle VW1300, VW1500,
1302 and 1303 8.1966 and
later, VW1200 8.1967 and
later, Karmann Ghia 8.1967
and later, Bus 8.1970 and
later, Type 3 8.1965 and later

04043



Red Line tire insert 2.5 cm
black/2.5 cm red (4 pieces)
15 inch wheels

22526



Red Line tire insert 2.5 cm
black/2.5 cm red (4 pieces)
14 inch wheels

03767



Rubber stops (8 mm) on
several places used (Per Pair)
Beetle, Karmann Ghia, Type 3,
Bus until 7.1979, Thing

N200223 • N200021 • N200223

Group 601 : Wheels and accessories

02490



Smoothie wheel polished (each)
PCD: 4 x 130mm, Size: 5.5 x 15 inch, ET: +5mm, Backspacing: 3 3/8 inch

02528



Wheel spacers (Per Pair)
PCD: 4 x 130, Thickness: 5mm

02516



Wheel spacers including bolts (Per Pair)
Wheel spacer PCD: 4 x 130, Thickness: 25mm, Bolts Thread size: M14 x 1.5, Total length: 77mm, Thread length: 49mm, Collar: 60°, Wrench size: 17mm

02527



Wheel spacers including bolts (Per Pair)
Wheel spacer PCD: 5 x 205, Thickness: 25mm, Bolts Thread size: M12 x 1.5, Total length: 68mm, Thread length: 40mm, Collar: 60°, Wrench size: 17mm

09723



Sprintstar wheel aluminum polished/gloss black (each)
PCD: 5 x 205mm, Size: 5 x 15 inch, ET: +20mm, Backspacing: 3 3/4 inch

09724



Sprintstar wheel aluminum polished/gloss black (each)
PCD: 4 x 130mm, Size: 5 x 15 inch, ET: +25mm, Backspacing: 4 inch

09793



Sprintstar wheel aluminum polished matte black (each)
PCD: 5 x 205mm, Size: 5 x 15 inch, ET: +20mm, Backspacing: 3 3/4 inch

04498



Stock Valve stem (each)
Beetle 8.1968 and later, Karmann Ghia 8.1968 and later, Bus, Type 3 until 1961 (VIN 10 000) and 8.1968 and later, Thing

02483



Dish wheel (each)
PCD: 5 x 205mm, Size: 5.5 x 15 inch, ET: +23mm, Backspacing: 4 inch

311601361 • 281601361



Group 601 : Wheels and accessories

02484



Dish wheel (each)
PCD: 4 x 130mm, Size:
5.5 x 15 inch, ET: +17mm,
Backspacing: 3 3/4 inch

02506



Modular Wheel chrome
(each)
PCD: 4 x 130mm, Size: 6.0 x
15 inch, ET: +24mm

02540



Modular wheel chrome
(each)
PCD: 4 x 130mm, Size: 6.0 x
15 inch, ET: +10mm

02541



Modular wheel chrome
(each)
PCD: 4 x 130mm, Size: 7.0 x
15 inch, ET: +0mm

02542



Modular wheel chrome
(each)
PCD: 4 x 130mm, Size: 8.0 x
15 inch, ET: +0mm

02543



Modular wheel chrome
(each)
PCD: 4 x 130mm, Size: 10 x 15
inch, ET: -37mm

02774



Wheel Radar Chrome (each)
PCD: 5 x 205mm, Size: 5.0 x
15 inch, ET: +20mm

02535



Wheel beauty rings (4 pieces)
Beetle 1964 (VIN 6 081 462)
until 7.1965, Karmann Ghia
1964 (VIN 6 081 462) until
7.1965

02536



Wheel beauty rings (4 pieces)
Beetle 8.1965 until 7.1966,
Karmann Ghia 8.1965 until
7.1966

141601155

141601155B

Group 601 : Wheels and accessories

 02537



Wheel beauty rings (4 pieces)
Beetle 8.1966 and later,
Karmann Ghia 8.1966 and
later, Type 3 8.1965 and later

311601155

 02513



Standard wheel grey (each)
PCD: 4 x 130mm, Size: 4.5 x
15 inch, ET: +45mm

111601025G

 02534



Standard wheel grey (each)
PCD: 4 x 130mm, Size: 5.5 x
15 inch, ET: +25mm

135601025P

 04070



Standard wheel grey with
vent holes A-quality (each)
Beetle, Karmann Ghia, Type 3,
Thing, Porsche 356

111601025E

 04072



Standard wheel grey with
vent holes A-quality (each)
Beetle, Karmann Ghia, Type 3,
Thing, Porsche 356

111601025E

 04005



Standard wheel grey with
vent holes B-quality (each)
PCD: 5 x 205mm, Size: 4.5 x
15 inch, ET: +25mm

 04006



Standard wheel grey with
vent holes B-quality (each)
PCD: 5 x 205mm, Size: 5.5 x
15 inch, ET: +15mm

 04071



Standard wheel grey without
vent holes (each)
Beetle, Karmann Ghia, Type 3,
Thing, Porsche 356

 04073



Standard wheel grey without
vent holes (each)
Beetle, Karmann Ghia, Type 3,
Thing, Porsche 356

Group 601 : Wheels and accessories

 02566



Standard wheel chrome
(each)
PCD: 4 x 130mm, Size: 4.5 x
15 inch, ET: +45mm

111601025G

 02567



Standard wheel chrome
(each)
PCD: 4 x 130mm, Size: 5.5 x
15 inch, ET: +25mm

135601025P

 02564



Standard wheel chrome
(each)
PCD: 5 x 205mm, Size: 4.5 x
15 inch, ET: +25mm

111601025E

 02565



Standard wheel chrome
(each)
PCD: 5 x 205mm, Size: 5.5 x
15 inch, ET: +15mm

135601025E

 02593



Wheel adapters VW 4x130 to
5x205 mm (Per Pair)
Thickness: 9.5mm

 02597



Wheel adapters VW 4x130 to
Chevrolet 5x120.6 mm (Per
Pair)
Thickness: 22.35mm

 02592



Wheel adapters VW 4x130 to
Porsche 5x130 mm (Per Pair)
Thickness: 25.15mm

 02596



Wheel adapters VW 5x205 to
Chevrolet 5x120.6 mm (Per
Pair)
Thickness: 26.55mm

 02598



Wheel adapters VW 5x205 to
5x114.3 mm (Per Pair)
Thickness: 26.2mm

Group 601 : Wheels and accessories

02591



Wheel adapters VW 5x205 to Porsche 5x130 mm (Per Pair)
Thickness: 26.5mm

02594



Wheel adapters VW 5x205 to 4x130 mm (Per Pair)
Thickness: 26.5mm

21121



Wheel nut conversion tool:
10-star to 17 mm socket

02595



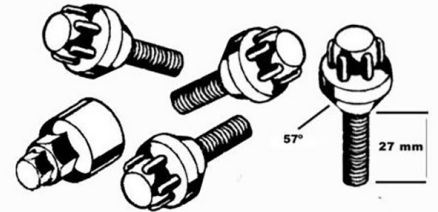
Wheel rings Stainless steel (4 pieces)
15 inch

22595



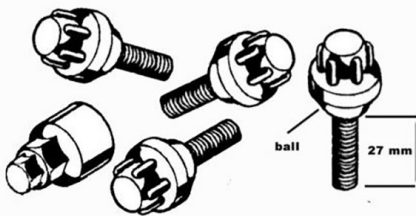
Wheel rings Stainless steel (4 pieces)
14 inch

02479



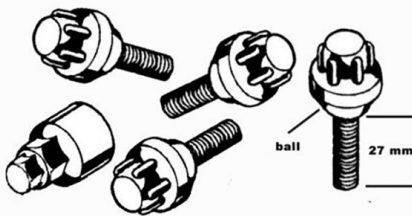
Wheel locks for bolts with 57° collar (4 pieces)
M14 X 1.5

02580



Wheel locks for bolts with convex collar (4 pieces)
M12 X 1.5

02583



Wheel locks for bolts with convex collar (4 pieces)
M14 X 1.5

04520

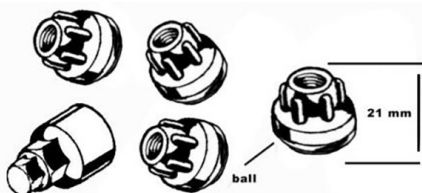


Wheel locks for nuts with 57° collar (4 pieces)
M14 X 1.5



Group 601 : Wheels and accessories

02478



Wheel locks for nuts with convex collar (4 pieces)
M14 X 1.5

04499



Valve stem (each)
Beetle until 7.1968, Karmann
Ghia until 7.1968, Type 3
1961(VIN 10 0001) until
7.1968

02573



Chrome-plated screw on
valve stem (each)
Mounting hole: 11.5mm,
Height: 20mm

111601361

02590



Chrome-plated stock valve
stem (each)
Mounting hole: 11.5mm,
Height: 43mm

02589




Chromed wheel bolt caps per
(20 pieces)

02587



Chrome wheel nut and stud kit
with flat washer (4 pieces)

02586



Chrome wheel nut and stud
kit with flat washer (5 pieces)
Thread size: M12 X 1.5

04041



White Wall tire insert 2.5 cm
black/2.5 cm white (4 pieces)
15 inch wheels

04042



White Wall tire insert 2.5 cm
black/2.5 cm white (4 pieces)
16 inch wheels

Group 601 : Wheels and accessories

22527



White Wall tire insert 2.5 cm
black/2.5 cm white (4 pieces)
14 inch wheels

02539



White Wall tire inserts 4.5 cm
(4 pieces)
15 inch wheels

03403



White Wall tire inserts 4.5 cm
(4 pieces)
16 inch wheels

22539



White Wall tire inserts 4.5 cm
(4 pieces)
14 inch wheels

04040



White Wall tire inserts 7.5 cm
(4 pieces)
15 inch wheels

02488



White Walls including
stainless steel rims (4 pieces)
Beetle 10.1952 and later,
Karmann Ghia, Bus 4.1955
until 1963 (VIN 1 219 510),
Type 3, Thing until 1971 (VIN
181 2617 369)

22489



White Wall mounting clips (6
pieces)
replacement for the Paruzzi
#2488 and #22488

02492



Wheel bolts black oxide
(stock bolt) (4 pieces)
Thread size: M14 X 1.5, Total
length: 39mm, Thread length:
19mm, Wrench size: 19mm,
Collar: ball

02491



Wheel bolts black oxide
(stock bolt) (5 pieces)
Thread size: M12 X 1.5, Total
length: 30mm, Thread length:
13mm, Wrench size: 19mm,
Collar: ball

251601139

111601139



Group 601 : Wheels and accessories

02486



Wheel bolts galvanized (4 pieces)
Thread size: M14 X 1.5, Total length: 53mm, Thread length: 32mm, Wrench size: 17mm, Collar: ball

02555



Wheel bolts galvanized (4 pieces)
Thread size: M14 X 1.5, Total length: 48mm, Thread length: 25mm, Wrench size: 17mm, Collar: 60°

02508



Wheel bolts galvanized (5 pieces)
Thread size: M12 X 1.5, Total length: 47mm, Thread length: 20mm, Wrench size: 17mm, Collar: 60°

02556



Wheel bolts chromed (4 pieces)
Thread size: M14 X 1.5, Total length: 64mm, Thread length: 38mm, Wrench size: 17mm, Collar: 60°

02582



Wheel bolts chromed (4 pieces)
Thread size: M14 X 1.5, Total length: 45mm, Thread length: 20mm, Wrench size: 22mm, Collar: ball

02546



Wheel bolts chromed (5 pieces)
Thread size: M12 X 1.5, Total length: 55mm, Thread length: 25mm, Wrench size: 17mm, Collar: 60°

02581



Wheel bolts chromed (5 pieces)
Thread size: M12 X 1.5, Total length: 45mm, Thread length: 20mm, Wrench size: 22mm, Collar: ball

02559



Lug nut cover caps black (20 pieces)
original used on VW sport wheels for Beetle 5/1972 and later, Karmann Ghia 5/1972 and later, Type 3 1971 (VIN 313 2034 476) and later, Vanagon/T25 Syncro

02503



Hubcap clip and rivet kit (5 pieces)
Beetle until 7.1965, Bus until 7.1970, Type 3 until 7.1965, Thing

111601173• 000071480

111601131• N134071

Group 601 : Wheels and accessories

02510



Hubcap with Wolfsburg emblem (each)
Beetle VW 1300, VW 1500, 1302, 1303 and convertible 8.1966 and later, VW 1200 8.1967 and later, Karmann Ghia 8.1966 and later, Type 3 8.1965 and later

02602



Hubcap chrome original (each)
Beetle 1949 until 7.1965, Karmann Ghia until 7.1965, Bus until 7.1970, Thing

02501



Hubcap chrome Wolfsburg (each)
Beetle until 7.1965, Karmann Ghia until 7.1965, Bus until 7.1970, Thing

02505



Hubcap chrome Wolfsburg (each)
Beetle export models and convertible 8.1965 until 7.1966, standard models 8.1965 until 7.1967, Karmann Ghia 8.1965 until 7.1966, Type 3 until 7.1965

22515



Hubcap in black primer (each)
Beetle & Karmann Ghia 8.1966 and later, Type 3 8.1965 and later, Bus 8.1970 and later

02603



Hubcap raw (each)
Beetle until 7.1965, Karmann Ghia until 7.1965, Bus until 7.1970, Thing

22514



Hubcap chromed (each)
Beetle & Karmann Ghia 8.1966 and later, Type 3 8.1965 and later, Bus 8.1970 and later

02544



Wheel studs galvanized (4 pieces)
Thread size: M14 X 1.5 (both sides), Total length: 38mm, Rotor side length: 10mm, Wheel side length: 28mm, Hex key: 5.5mm

22605



Wheel nuts galvanized steel (4 pieces)
Thread size: M14 X 1.5, Length: 31mm, Diameter: 19.5mm, Collar: 60°, Wrench Paruzzi #21121

251601151A

113601151

111601151



Group 601 : Wheels and accessories

02585



Wheel nuts steel phosphated (stock nut) (4 pieces)
Thread size: M14 X 1.5,
Length: 20mm, Wrench size: 19mm, Collar: ball

N0201121

04517



Wheel nuts galvanized steel (4 pieces)
Thread size: M14 X 1.5,
Length: 33mm, Wrench size: 19mm, Collar: 60°

02470



Wheel nuts chromed steel (4 pieces)
Thread size: 7/16`` x 20,
Length: 35mm, Wrench size: 21mm, Collar: 60°

02599



Wheel nuts chromed steel (4 pieces)
Thread size: 1/2`` x 20,
Length: 35mm, Wrench size: 21mm, Collar: 60°

02605



Wheel nuts chromed steel (4 pieces)
Thread size: M14 X 1.5,
Length: 34mm, Wrench size: 19mm, Collar: ball

02604



Wheel nuts black anodized aluminum (4 pieces)
Thread size: M14 X 1.5,
Length: 32mm, Wrench size: 19mm, Collar: ball

01138



Handbrake push bars (Per Pair)
Beetle 10.1957 and later,
Karmann Ghia 10.1957 and later, Type 3

113609631A • 311609631

01132



Handbrake lever left
Beetle 10.1957 and later (except for vehicles with self-adjusting brakes), Karmann Ghia 10.1957 and later (except for vehicles with self-adjusting brakes), Type 3, Thing 3.1973 and later

113609613A

609

Brake shoes, Cables, Backing plates

Group 609 : Brake shoes, Cables, Backing plates

01137



Handbrake lever pin (Per Pair)
Beetle (except for vehicles with self-adjusting brakes), Karmann Ghia, Bus until 7.1979 (except for vehicles with self-adjusting brakes), Type 3, Thing

211609601B

01136



Handbrake lever right
Beetle 10.1957 and later (except for vehicles with self-adjusting brakes), Karmann Ghia 10.1957 and later (except for vehicles with self-adjusting brakes), Type 3, Thing 3.1973 and later

113609614A

01245



Handbrake lever arm pin secure clips (Per Pair)
Beetle, Karmann Ghia, Bus until 7.1979, Type 3, Thing

211609619

21136



Handbrake lever (Per Pair)
Beetle until 9.1957, Karmann Ghia until 9.1957, Bus until 3.1955

211609613 • 211609614

00920



Handbrake cable (each)
Beetle with swing axle 8.1967 until 7.1972, Karmann Ghia with swing axle 8.1967 until 7.1972

113609721M

00921



Handbrake cable (each)
Beetle 8.1972 and later, Karmann Ghia 8.1972 and later, Thing 3.1973 and later

133609721

00922



Handbrake cable (each)
Beetle 8.1957 until 1965 (VIN 115 400 108), Karmann Ghia 8.1957 until 1965 (VIN 145 400 108)

113609721F

00923



Handbrake cable (each)
Beetle 1965 (VIN 115 400 109) until 7.1967, Karmann Ghia 1965 (VIN 145 400 109) until 7.1967

113609721L

00924



Handbrake cable (each)
Beetle with IRS axle until 7.1972, Karmann Ghia with IRS axle until 7.1972

113609721J



Group 609 : Brake shoes, Cables, Backing plates

00940



Handbrake cable (each)
Beetle 8.1955 until 7.1957,
Karmann Ghia until 7.1957

113609721B

04920



Handbrake cable (each)
EMPI disc brake kit: #3274,
#1278, #3278 and #3280

04921



Handbrake cable (each)
EMPI disc brake kit: #1279
and #3279

01139



Brake cable clamps (Per Pair)
Beetle, Karmann Ghia, Bus
until 3.1955, Type 3, Thing
3.1973 and later

113609637 • 113609638

00929



Handbrake cable for vehicles with
self-adjusting brakes (each)
Beetle (only for Sweden) VW 1200
and VW 1300 8.1972 until 7.1974,
1303 sedan until 1975 (VIN 135 2259
792), 1303 convertible until 1975 (VIN
155 2266 613), Karmann Ghia (only
for Sweden) 8.1972 and later

133609721A

00950



Cable shortening kit
Beetle, Karmann Ghia, Type 3,
Thing

01274



Rear brake backing plate left
Beetle VW1300, VW1500,
VW1302, VW1303 8.1967 and
later, Beetle VW1200 (VIN
118 328 506) 1967 and later,
Karmann Ghia 8.1967 and later,
Thing 3.1973 and later

113609439E

04268



Rear brake backing plate left
Beetle VW1300 and VW1500
8.1964 until 7.1967, Beetle
VW1200 8.1964 until 1967
(VIN 118 328 505), Karmann
Ghia 8.1964 until 7.1967

113609439C

04272



Rear brake backing plate left
Beetle until 9.1957 (hydraulic
brakes only), Karmann Ghia
until 9.1957

113609439

Group 609 : Brake shoes, Cables, Backing plates

01275



Rear brake backing plate right
Beetle VW1300, VW1500,
VW1302, VW1303 8.1967 and
later, Beetle VW1200 (VIN
118 328 506) 1967 and later,
Karmann Ghia 8.1967 and later,
Thing 3.1973 and later

113609440E

04269



Rear brake backing plate right
Beetle VW1300 and VW1500
8.1964 until 7.1967, Beetle
VW1200 8.1964 until 1967
(VIN 118 328 505), Karmann
Ghia 8.1964 until 7.1967

113609440C

04273



Rear brake backing plate
right
Beetle until 9.1957 (hydraulic
brakes only), Karmann Ghia
until 9.1957

113609440

01142



Brake shoe adjusting screw (4
pieces)
Beetle 8.1964 and later, Karmann
Ghia 8.1964 and later, Type 3
8.1964 until 7.1965, Thing until
12.1972 front, 1.1973 and later
front/rear

131609209

04142



Brake shoe adjusting screw (4
pieces)
Beetle until 7.1964, Karmann
Ghia until 7.1964, Bus until
12.1953, Type 3 until 7.1963

211609209

01141



Brake shoe adjusting nut leaf spring
(Per Pair)
Beetle VW 1200, 1300, 1500 front and
rear side, 1302 and 1303 rear side,
Karmann Ghia front and rear side, Bus
8.1963 until 7.1970 rear side, Type 3
until 7.1963 rear side, Thing all years
front side and 3.1973 and later rear side

211609185A

01143



Brake shoe adjusting nuts (4
pieces)
Beetle, Karmann Ghia, Bus
until 7.1979, Type 3, Thing

113609205A

01295



Brake shoe inspection plugs (16 pieces)
Beetle front side 8.1967 and later, rear side
VW 1300, VW 1500, 1302 and 1303 8.1966
and later, VW 1200 1967 (VIN 118 328 506)
and later, Karmann Ghia front side 8.1967
and later, rear side 8.1966 and later, Bus
rear side 8.1973 and later, Type 3 rear side
8.1965 and later, Thing front and rear side

113609163

01222




Brake shoe mounting kit
Beetle front 8.1964 and later, rear VW1300,
VW1500, 1302 and 1303 8.1967 and
later, VW1200 1967 (VIN 118 328 506)
and later, Karmann Ghia front 8.1964 and
later, rear 8.1967 and later, Bus front and
rear 8.1963 until 7.1967, rear 8.1967 until
7.1970, Type 3 front and rear 1963 (VIN 76
300) and later, Thing front and rear

**311609579 • 171609579B • 211609279 •
113609289 • 251609289 • 113609283 •
251609283**



Group 609 : Brake shoes, Cables, Backing plates

03239



Brake shoe mounting kit rear, including tension springs
Beetle 10.1957 and later (except vehicles with self-adjusting brakes), Karmann Ghia 10.1957 and later (except vehicles with self-adjusting brakes), Type 3 until 1962 (VIN 76 299), Thing 3.1973 and later

311609579• 171609579B• 113609283• 251609283• 113609289• 251609289• 113609309B• 113609605A• N122282• N0122283• 211609619

01239



Brake shoe mounting kit including tension springs for hydraulic brakes
Beetle front until 9.1957 and rear 1.1954 until 9.1957, Karmann Ghia front until 9.1957 and rear 1.1954 until 9.1957, Bus front and rear 1.1954 until 3.1955

113609301• 113609309• 113609289• 251609289• 113609279A• 113609283• 251609283

01237



Brake shoe mounting kit front, including tension springs
Beetle 10.1957 and later except 1302 and 1303, Karmann Ghia 10.1957 and later, Thing

113609309B• 113609301B• 113609283• 251609283• 113609289• 251609289• 113609279C• 311609579• 171609579B

03233



Brake lining including rivets (4 pieces)
Beetle all models until 9.1957 front and rear, all models 10.1957 until 7.1967 rear, VW1200 8.1967 until 1967 (VIN 118 328 505) rear, Karmann Ghia front and rear until 9.1957, rear 10.1957 until 7.1967

111698051• N136341

01225



Brake shoe set A-quality
Beetle 10.1957 until 7.1964 front, Karmann Ghia 10.1957 until 7.1964 front, Type 3 until 1962 (VIN 76 299) rear

113609237D

03230



Brake shoe set A-quality
Beetle VW 1200, VW 1300 and VW 1500 8.1964 and later front, VW 1300, VW 1500, 1302 and 1303 8.1967 and later rear, VW 1200 1967 (VIN 118 328 506) and later rear, Karmann Ghia 8.1964 and later front, 8.1967 and later rear, Thing all years front, 3.1973 and later rear

131609237C• 113609537C• 181609237E• 113698537C

01233



Brake shoe set rear
Beetle 10.1957 until 7.1964, Karmann Ghia 10.1957 until 7.1964

113609537B


01235



Brake shoe set rear
Beetle VW1300 and VW1500 8.1964 until 7.1967, Beetle VW1200 8.1964 until 1967 (VIN 118 328 505), Karmann Ghia 8.1964 until 7.1967

131609537C

01230



Brake shoe set B-quality
Beetle VW 1200, VW 1300 and VW 1500 8.1964 and later front, VW 1300, VW 1500, 1302 and 1303 8.1967 and later rear, VW 1200 1967 (VIN 118 328 506) and later rear, Karmann Ghia 8.1964 and later front, 8.1967 and later rear, Thing all years front, 3.1973 and later rear

113698537C• 131609237C• 113609537C• 181609237E

Group 609 : Brake shoes, Cables, Backing plates

01232



Brake shoe set B-quality
Beetle 10.1957 until 7.1964
front, Karmann Ghia 10.1957
until 7.1964 front, Type 3
until 1962 (VIN 76 299) rear

113609237D

03232



Brake shoe set front or rear
Beetle 1.1954 until 9.1957,
Karmann Ghia until 9.1957

113609237A

01140



Spring clip for the handbrake
push bar (Per Pair)

113609625

04274



Front brake backing plate
(each)
Beetle VW1200, VW1300 and
VW1500 8.1965 and later,
Karmann Ghia 8.1965 and
later, Thing all years

181609139

03298



20.6 mm master brake
cylinder split braking system
with brake warning light
Beetle VW1200, VW1300 and
VW1500 LHD, Karmann Ghia
LHD, Thing LHD

03324



22.2 mm master cylinder with a
aluminum reservoir A-quality
Beetle with a single brake
circuit, Karmann Ghia with a
single brake circuit, Bus stock
application until 1966 (VIN 297
072 466) LHD, until 7.1967 RHD

211611011J

611
Wheel cylinders,
Brake lines



Group 611 : Wheel cylinders, Brake lines

 03319



22.2 mm master cylinder with a aluminum reservoir B-quality Beetle with a single brake circuit, Karmann Ghia with a single brake circuit, Bus stock application until 1966 (VIN 297 072 466) LHD, until 7.1967 RHD

211611011J

 03301



22.2 mm master cylinder with a stock reservoir A-quality Beetle with a single brake circuit, Karmann Ghia with a single brake circuit, Bus stock application until 1966 (VIN 297 072 466) LHD, until 7.1967 RHD

211611011J• 211611301C

 01207



22.2 mm master cylinder with a stock reservoir B-quality Beetle with a single brake circuit, Karmann Ghia with a single brake circuit, Bus stock application until 1966 (VIN 297 072 466) LHD, until 7.1967 RHD

211611011J• 211611301C

 04846



Sealing rings M6 (6 pieces)
Inner diameter: 6mm, Outer diameter: 10mm, Thickness: 1mm, Material: copper

N138042• N0138042

 03229



Bleeder valve caps (4 pieces)

211611483

 01255



Grommets (4 pieces)
Beetle brake line all and fuel line 1200cc 1976 (D 1371 481) until 12.1977, Karmann Ghia brake line, Bus until 7.1979 brake line and gas heater, Vanagon/T25 brake booster pipe 8.1985 and later, Type 3 brake line, Thing brake line until 2.1973

211611751

 05259



Dual circuit brake system conversion reservoir direct install to a dual circuit master cylinder for Beetle VW 1200, VW 1300 and VW 1500, Karmann Ghia, Thing


 05199



Dual brake system conversion grommets (Per Pair)
Beetle VW 1200, VW 1300 and VW 1500, Karmann Ghia, Thing, use also - reservoir #21281, - master cylinder #1217, #1204, #1202 or #3298

811611817

 04254



Master cylinder blanking plug (each)
M10 x 1

214611225

Group 611 : Wheel cylinders, Brake lines

31207



Master cylinder single brake system
Type 3

311611023

01215



Master cylinder single brake system A-quality
Beetle 1.1954 until 7.1964,
Karmann Ghia until 7.1964

113611021C

01216



Master cylinder single brake system A-quality
Beetle 8.1964 and later,
Karmann Ghia 8.1964 and later

113611023B

01200



Master cylinder single brake system B-quality
Beetle 1.1954 until 7.1964,
Karmann Ghia until 7.1964

113611021C

01201



Master cylinder single brake system B-quality
Beetle 8.1964 and later,
Karmann Ghia 8.1964 and later

113611023B

31206



Master brake cylinder split braking system
Type 3

311611015K

01204



Master brake cylinder split braking system with brake warning light A-quality
Beetle VW1200, VW1300 and VW1500 LHD, Karmann Ghia LHD, Thing LHD

113611015BD

01202



Master brake cylinder split braking system with brake warning light B-quality
Beetle VW1200, VW1300 and VW1500 LHD, Karmann Ghia LHD, Thing LHD

113611015BD

01217



Master brake cylinder split braking system without brake warning light
Beetle VW1200, VW1300 and VW1500 LHD, Karmann Ghia LHD, Thing LHD

113611015BC



Group 611 : Wheel cylinders, Brake lines

04205



Master brake cylinder mounting kit
Beetle 8.1960 and later (except 1302 and 1303), Karmann Ghia 8.1960 and later, Thing

113611829 • N103531 • N120082

04209



Master brake cylinder mounting kit
Beetle until 7.1960, Karmann Ghia until 7.1960

113611829 • N0402622 • N103503 • N120082 • N0110088

01296



Hydraulic park lock

01257



Copper brake line Ø 5 mm (5 meter)

01297



Mechanical brake booster
Beetle 4.1966 and later LHD, Karmann Ghia 4.1966 and later LHD, Thing 8.1969 and later LHD, Type 3 8.1964 until LHD

05447



Nut windscreen washer hose or brakefluid reservoirline (each)
Window washer hose nut Beetle 8.1967 and later, Karmann Ghia 8.1967 and later, Bus 8.1967 until 7.1979, Type 3, Thing, Brake fluid reservoir line nut Beetle 1966 (VIN 116 872 032) until 7.1967, Karmann Ghia 1966 (VIN 146 872 032) until 7.1967, Type 3 until 7.1967

113955481

01229



Brake bleeder valve M6 x 28 (4 pieces)
Beetle 10.1957 and later (drum brakes front and rear), Karmann Ghia 10.1957 and later (drum brakes front and rear), Bus 4.1955 and later rear, Type 3 rear, Thing front and rear

211611477A

01298



Hydraulic steering brake

01258



Brake line fittings (4 pieces)
Thread size: M10 X 1.0, Inner size: 5.15mm, Wrench size: 11mm

113611731 • 1J0611731

Group 611 : Wheel cylinders, Brake lines

01247



Brake line T-piece
Thread size: M10 X 1.0,
Mounting hole: 7mm,
Length: 30mm, Width: 30mm

113611755 • 803611755

05247



Brake line connector
repair connector Beetle,
Karmann Ghia, Bus until
7.1979, Type 3, Thing, stock
replacement and repair
connector Vanagon/T25

411611789

06247



Brake line connector

113611791

01273



Brake line kit (6-part)
Beetle VW 1200, VW 1300
and VW 1500 with IRS axle,
Karmann Ghia with IRS axle

311611741(211611741K • 211611741M) •
113611723G(113611723) • 113611724C •
113611781E(113611782E) • 113611764C(191611994D) •

04267



Brake line kit (7-part)
Beetle until 7.1957 LHD,
Karmann Ghia until 7.1957
LHD

311611741(211611741K • 211611741M) • 113611763A •
113611764B(191611994F) • 113611724B(113611724) •
113611723A • 113611781(113611782)

01267



Brake line kit for a single
brake system (7-part)
Beetle 8.1957 and later LHD,
Karmann Ghia 8.1957 and
later LHD

311611741(211611741K • 211611741M) • 113611763A •
113611781D(113611781A) • 113611764B(191611994F) •
113611724B(113611724) • 113611723A

01268



Brake line kit for a dual brake
system (7-part)
Beetle VW 1200, VW 1300
and VW 1500 with swing axle,
Karmann Ghia with swing
axle

311611741(211611741K • 211611741M) •
113611723G(113611723) • 113611763A •
113611781D(113611781A) • 113611764B(191611994F) •
113611724C

01260



Brake hose (each)
Beetle front side until 7.1964,
Karmann Ghia front side until
7.1964, Bus front side until
3.1955

113611701

01262



Brake hose (each)
Beetle VW 1200, VW 1300 and
VW 1500 front side with disc
brakes 8.1966 and later, Karmann
Ghia front side 8.1966 and later,
Type 3 front side with a dual
brake circuit (except for Sweden)

311611701B



Group 611 : Wheel cylinders, Brake lines

01264



Brake hose (each)
Beetle front side 8.1964 until 7.1966, Karmann Ghia front side 8.1964 until 7.1966, Bus front side 4.1955 until 7.1967

211611701

01265



Brake hose (each)
Beetle rear side swing axle, Karmann Ghia rear side swing axle, Bus rear side until 7.1967 and rear side right 8.1967 until 7.1979, Type 3 rear side swing axle, Thing rear side swing axle

113611775• 211611775B

01266



Brake hose (each)
Beetle rear side with IRS axle, Karmann Ghia rear side with IRS axle, Thing rear side 3.1973 and later

113611775E• 113611775A

01269



Brake hose retainers (6 pieces)
Beetle, Karmann Ghia, Bus until 7.1979, Type 3, Thing

113611715A

31281



Brake drum rear (5 x 205 mm) (each)
Type 3 1963 (VIN 221 975) until 7.1965

311501615E

50100



Brake fluid DOT 3 (1 liter) stock applications

50105



Brake fluid DOT 4 (1 liter) heavy duty applications

B000700A3• B000200

04201



Master cylinder inlet tube (each)
Beetle 8.1966 until 7.1971 (diameter 8mm dual brake system)

113611153A

04202



Master cylinder inlet tube (each)
Beetle 8.1971 and later (diameter 13mm)

113611153C


Group 611 : Wheel cylinders, Brake lines

04199



Brake hose connector with grommet
Beetle 8.1966 until 7.1969

01256



Brake line connection hose
Beetle 8.1966 and later,
Karmann Ghia 8.1966 and later,
Type 3 8.1965 and later,
Thing

04255



Brake line connecting hose
Beetle until 7.1966, Karmann Ghia until 7.1966, Type 3 until 7.1965

**N0203501• N203661•
211611801**

113611801A• 113611801

01252



Cap brake fluid reservoir
Beetle 8.1961 until 1966 (VIN 116 872 031), Karmann Ghia 8.1961 until 1966 (VIN 146 072 031), Type 3 until 7.1964

03356



Brake fluid reservoir cap
Beetle 1.1954 until 7.1960,
Karmann Ghia until 7.1960,
Bus until 7.1967 (only for reservoir 211 611 301 A)

04252



Cap brake fluid reservoir
Beetle 1966 (VIN 116 872 032) and later, Karmann Ghia 1966 (VIN 146 872 032) and later, Bus 8.1967 until 7.1979, Type 3 8.1964 and later, Thing

113611351• 131611349A

113611373

111611349

03257



Brake fluid reservoir single circuit brake system
Beetle 8.1960 until 7.1966,
Karmann Ghia 8.1960 until 7.1966, Type 3 with drum brakes

03357



Brake fluid reservoir single circuit brake system
Beetle 1.1954 until 8.1957,
Karmann Ghia until 8.1957

03358



Brake fluid reservoir single circuit brake system
Beetle 9.1957 until 7.1960,
Karmann Ghia 9.1957 until 7.1960

113611301G

113611301

113611301A



Group 611 : Wheel cylinders, Brake lines

 21281



Brake fluid reservoir dual circuit brake system
stock application for Bus until 7.1967 except Benelux models (M172), direct install to a dual circuit master cylinder for Beetle VW 1200, VW 1300 and VW 1500, Karmann Ghia, Thing

211611313E

 03348



Brake fluid reservoir pad
Beetle 1.1954 until 8.1957, Karmann Ghia until 8.1957

113611399

 02276



Brake line master cylinder to reservoir for a single brake circuit
Beetle until 7.1966 LHD, Karmann Ghia until 7.1966 LHD

113611805C


 03359



Brake fluid reservoir for a dual brake circuit A-quality
Beetle 1968 (VIN 118 607 340) and later, Karmann Ghia 1968 (VIN 148 607 340) and later, Type 3 1968 (VIN 318 147 140) and later, Thing

113611301R

 03258



Brake fluid reservoir for a dual brake circuit B-quality
Beetle 1968 (VIN 118 607 340) and later, Karmann Ghia 1968 (VIN 148 607 340) and later, Type 3 1968 (VIN 318 147 140) and later, Thing

113611301R

 04200



Brake fluid plastic feed pipe or reservoir grommet
Beetle and Karmann Ghia single brakes 8.1966 until 7.1969, dual brakes 1967 (VIN 117 626 506) until 7.1971, Bus 8.1966 until 7.1979, Type 3 with disc brakes until 7.1971, 8.1971 and later only front side, Thing all

211611817A• 311611817

 04204



Brake fluid plastic feed pipe or reservoir grommet (each)
Beetle 8.1971 and later, Karmann Ghia 8.1971 and later, Type 3 8.1971 and later only the rear side, Vanagon/T25

113611817A• 357611817

 06199



Brake fluid plastic feed pipe grommet for vehicles with a single brake circuit A-quality
Beetle 1.1954 until 7.1966, Karmann Ghia until 7.1966, Type 3 with drum brakes

113611817

 01199



Brake fluid plastic feed pipe grommet for vehicles with a single brake circuit B-quality
Beetle 1.1954 until 7.1966, Karmann Ghia until 7.1966, Type 3 with drum brakes

113611817

Group 611 : Wheel cylinders, Brake lines

09950



Stainless steel brake hose (each)
Beetle front side until 7.1964, Karmann Ghia front side until 7.1964, Bus front side until 3.1955

09952



Stainless steel brake hose (each)
Beetle VW 1200, VW 1300 and VW 1500 front side with disc brakes 8.1966 and later, Karmann Ghia front side 8.1966 and later, Type 3 front side with a dual brake circuit (except for Sweden)

09953



Stainless steel brake hose (each)
Beetle front side 8.1964 until 7.1966, Karmann Ghia front side 8.1964 until 7.1966, Bus front side 4.1955 until 7.1967

09954



Stainless steel brake hose (each)
Beetle rear side with IRS axle, Karmann Ghia rear side with IRS axle, Thing rear side 3.1973 and later

09955



Stainless steel brake hose (each)
Beetle rear side swing axle, Karmann Ghia rear side swing axle, Bus rear side until 7.1967 and rear side right 8.1967 until 7.1979, Type 3 rear side swing axle, Thing rear side swing axle

04203



Dust cap master brake cylinder
Beetle, Karmann Ghia, Bus until 7.1966, Type 3, Thing

113611195

01213



Wheel brake cylinder (each)
Beetle 10.1952 until 9.1957 front, Karmann Ghia until 9.1957 front, Bus until 3.1955 rear

113611055

01224



Wheel brake cylinder rear side (each)
Beetle 10.1952 until 9.1957, Karmann Ghia until 9.1957

113611053

01226



Wheel brake cylinder rear side A-quality (each)
Beetle export models 8.1964 until 7.1967, standard models 8.1964 until 1967 (VIN 118 328 505), Karmann Ghia 8.1964 until 7.1967

131611055



Group 611 : Wheel cylinders, Brake lines

01227



Wheel brake cylinder rear side A-quality (each)
Beetle VW1300, VW1500, 1302 and 1303 8.1967 and later, VW1200 1967 (VIN 118 328 506) and later, Karmann Ghia 8.1967 and later, Thing 3.1973 and later

113611053B

04220



Wheel brake cylinder rear side A-quality (each)
Beetle 10.1957 until 7.1964, Karmann Ghia 10.1957 until 7.1964

113611055C

01220



Wheel brake cylinder rear side B-quality (each)
Beetle 10.1957 until 7.1964, Karmann Ghia 10.1957 until 7.1964

113611055C

01221



Wheel brake cylinder rear side B-quality (each)
Beetle export models 8.1964 until 7.1967, standard models 8.1964 until 1967 (VIN 118 328 505), Karmann Ghia 8.1964 until 7.1967

131611055

01223



Wheel brake cylinder rear side B-quality (each)
Beetle VW1300, VW1500, 1302 and 1303 8.1967 and later, VW1200 1967 (VIN 118 328 506) and later, Karmann Ghia 8.1967 and later, Thing 3.1973 and later

113611053B

01210



Wheel brake cylinder rebuild kit Ø 19.05 mm
Beetle front side until 9.1957, rear side until 1950 (VIN 1-167 890), export models 10.1957 until 7.1964, standard models 10.1957 until 1967 (VIN 118 328 505), Karmann Ghia front side until 9.1957, rear side 10.1957 until 7.1964, Bus rear side until 3.1955, Thing rear side until 2.1973

**113698273• 211611483•
113611615• 113611625• 113611695**

01208



Wheel brake cylinder front side A-quality (each)
Beetle (except 1302 and 1303) 10.1957 and later, Karmann Ghia 10.1957 and later, Thing

113611057B• 131611057

01211



Wheel brake cylinder front side B-quality (each)
Beetle (except 1302 and 1303) 10.1957 and later, Karmann Ghia 10.1957 and later, Thing

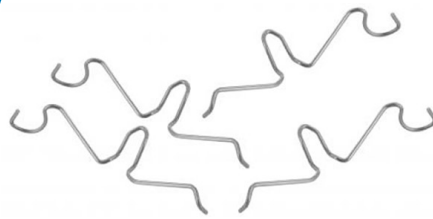
113611057B• 131611057

Group 615 : Disc brakes

615

Disc brakes

03290



Anti-rattle clips (4 pieces)
Calipers used in disc brake kit
#3283, #3285 and #3286

01229



Brake bleeder valve M6 x 28 (4 pieces)
Beetle 10.1957 and later (drum brakes front and rear), Karmann Ghia 10.1957 and later (drum brakes front and rear), Bus 4.1955 and later rear, Type 3 rear, Thing front and rear

211611477A

01228



Brake bleeder valve M7 x 30 (4 pieces)
Beetle disc brakes, Karmann Ghia disc brakes, Bus disc brakes, Type 3 disc brakes

113615273A • 311615273 • 113615273

01133



Brake pad mounting kit
Beetle/Karmann Ghia until 1971 (VIN 112 2076 273) Ate

113698911 • 141615261 • 141615269A

01134



Brake pad mounting kit
Beetle/Karmann Ghia 1971 (VIN 112 2076 274) until 7.1972 (Ate), Type 3 until 7.1971 (Ate)

113698911A • 311615269 • 311615261

01135



Brake pad mounting kit
Beetle/Karmann Ghia 8.1972 and later (Girling)

113698911B • 113615263 • 113615265

01254



Brake pads (both sides)
replacement for brake kits
#1278, #1279, #3278, #3279, #3280, #3274

03299



Brake pads (both sides)
replacement for brake kits
#3283, #3285, #3286



Group 615 : Disc brakes

01242



Brake pad set for Ate brake calipers

Beetle until 1971 (VIN 112 2076 273), Karmann Ghia until 1971 (VIN 142 2076 273)

111698151C

01243



Brake pad set for Ate brake calipers

Beetle 1971 (VIN 112 2076 274) until 1972 (VIN 113 2013 626), Karmann Ghia 1971 (VIN 142 2076 274) until 1972 (VIN 143 2013 626), Type 3 until 7.1971

311698151D • 311698151

01240



Brake pad set for Girling brake calipers

Beetle 1972 (VIN 113 2013 627) until 1993 (VIN 11-R-099 480), Karmann Ghia 1972 (VIN 143 2013 627) and later

111698151B

03927



Brake caliper seals (Ate calipers only) (Per Pair)

Beetle until 7.1972, Karmann Ghia until 7.1972, Bus until 1986 (VIN 2--G-120 000), Type 3

311615277

03289



Bolt brake calipers (4 pieces) Beetle all years, Karmann Ghia all years, Type 3 until 7.1971

311615293

01205



Brake caliper rebuild kit for Ate calipers per side

Beetle 1971 (VIN 112 2076 274) until 7.1972, Karmann Ghia 1971 (VIN 142 2076 274) until 7.1972

111698471A • 113615231 • 113615232

01246



Brake caliper rebuild kit for Ate calipers per side

Beetle until 1971 (VIN 112 2076 273), Karmann Ghia until 1971 (VIN 142 2076 273)

111698471 • 113615231 • 113615232 • 141615231 • 141615232


01206



Brake caliper rebuild kit for Girling calipers per side Beetle 8.1972 and later, Karmann Ghia 8.1972 and later

111698471B

01248



Brake caliper A-quality left Beetle 8.1966 and later, Karmann Ghia 8.1966 and later, Type 3 until 7.1971

113615107A

Group 615 : Disc brakes

 01249



Brake caliper A-quality right
Beetle 8.1966 and later,
Karmann Ghia 8.1966 and
later, Type 3 until 7.1971

113615108A

 03448



Brake caliper B-quality (each)
Beetle 8.1966 and later,
Karmann Ghia 8.1966 and
later, Type 3 until 7.1971

311615107/108

 31249



Brake caliper bolt locking
tabs (Per Pair)
Beetle until 7.1972, Karmann
Ghia until 7.1972, Type 3 until
7.1971

311615291

 03282



Brake disc rear side (each)
replacement for brake kit
#3274

 03284



Brake disc rear side (each)
replacement for brake kit
#1278 and #1279

 04278



Brake disc rear side (each)
replacement for brake kit
#3278, #3279 and #3280

 01294



Brake disc with Porsche PCD
front (each)
Beetle until 9.1992, Karmann
Ghia, Type 3 until 7.1971

 01270



Brake disc front side (each)
Beetle 8.1972 until 9.1992,
Karmann Ghia 8.1972 and
later

113407075• 113407075A

 01282



Brake disc front side (each)
Beetle until 9.1992, Karmann
Ghia, Type 3 until 7.1971



Group 615 : Disc brakes

03207



Brake disc front side (each)
replacement for brake kit
#3285 and #3286

05270



Brake disc front side (each)
Beetle 8.1966 until 7.1972,
Karmann Ghia 8.1966 until
7.1972, Type 3 8.1965 until
7.1971

04282



Brake disc front side not
drilled (each)
Beetle until 9.1992, Karmann
Ghia, Type 3 until 7.1971

311405583A

01271



Disc brake splash shield
(each)
Beetle VW1200, VW1300 and
VW1500, Karmann Ghia

113405595 • 1024055931

03291



Splash shield mounting kit
(12-part)
Beetle until 1993 (VIN 11-R-
054 481), Karmann Ghia, Bus
until 7.1979, Type 3

N102261 • N0102262 • N120131 •
N0420011

01278



Disc brake kit rear 4 x 130
mm
Beetle 8.1972 and later (IRS),
Karmann Ghia 8.1972 and
later (IRS), Thing (IRS)

01279



Disc brake kit rear (4 x 130
mm)
Beetle 8.1967 and later
(Swing axle), Beetle until
7.1972 (IRS), Karmann Ghia
8.1967 and later (Swing axle),
Karmann Ghia until 7.1972
(IRS), Thing (Swing axle)

03274



Disc brake kit rear (4 x 130
mm)
Beetle 10.1957 until 7.1967
(Swing axle), Karmann Ghia
10.1957 until 7.1967 (Swing
axle)

03278



Disc brake kit rear (5 x 205
mm)
Beetle 10.1957 until 7.1967
(Swing axle), Karmann Ghia
10.1957 until 7.1967 (Swing
axle)

Group 615 : Disc brakes

03279



Disc brake kit rear (5 x 205 mm)
Beetle 8.1967 and later (Swing axle), Beetle until 7.1972 (IRS), Karmann Ghia 8.1967 and later (Swing axle), Karmann Ghia until 7.1972 (IRS)

03280



Disc brake kit rear (5 x 205 mm)
Beetle 8.1972 and later (IRS), Karmann Ghia 8.1972 and later (IRS), Thing (IRS)

03283



Disc brake kit front (PCD 5 x 205 mm)
Beetle until 7.1965, Karmann Ghia until 7.1965

111405627• 111405645A• 111405641A• 111405681• 211611011J• 113611701

03285



Disc brake kit front (PCD 5 x 205 mm)
Beetle 8.1965 until 1968 (VIN 118 857 239), Karmann Ghia 8.1965 until 1968 (VIN 148 857 239)

311405625• 311405645• 131405641A• 113611015BD• 113611701

03286



Disc brake kit front (PCD 5 x 205 mm)
Beetle VW 1200, VW 1300 and VW 1500 1968 (VIN 118 857 240) and later, Karmann Ghia 1968 (VIN 148 857 240) and later, Thing until 1971 (VIN 181 2617 369)

311405645• 311405625E• 311405641B• 113611015BD• 113611701

03302



Disc brake kit front with Ate calipers (PCD 4 x 130)
Beetle VW 1200, VW 1300 and VW 1500 8.1966 and later, Karmann Ghia 8.1966 and later

113407075• 311405645• 311405625E• 311405641B• 113405595• 1024055931• N102261• N0102262• N120131• 113615107A• 113615108A• 111698471A• 111698151• 113698911A• 311615293• 113405311D• 113405312D• 311611701B

03287



Disc brake kit front with Uber calipers (PCD 4 x 130)
Beetle VW 1200, VW 1300 and VW 1500 8.1966 and later, Karmann Ghia 8.1966 and later

113407075• 311405645• 311405625E• 311405641B• 113405595• 1024055931• N102261• N0102262• N120131• 113615107A• 113615108A• 111698471A• 111698151• 113698911A• 311615293• 113405311D• 113405312D• 311611701B

03292



Dropped spindle front disc brake kit
Beetle until 7.1965, Karmann Ghia until 7.1965

03293



Dropped spindle front disc brake kit
Beetle VW1200, VW1300 and VW1500 8.1965 and later, Karmann Ghia 8.1965 and later, Thing



Group 615 : Disc brakes

 01288



Piston for Ate brake calipers
(Per Pair)
Beetle, Karmann Ghia

141615155

 01287



Pistons for Girling brake
calipers (Per Pair)
Beetle, Karmann Ghia

113615155



Bumpers, Chassis, Hand & Foot controls

Group 7



Group 700 : Frame

700 Frame

 00908



Clutch- and throttle cable boot
Beetle 1958 (VIN 1 862 189)
until 1970 (VIN 111 2317 004),
Karmann Ghia 1958 (VIN 1 862
189) until 1970 (VIN 141 2317
004), Thing until 1970 (VIN 181
2317 005)

113701293C

 10887



Complete left floorpan
Karmann Ghia LHD, Thing

141701059G• 141701059H•
141701059J• 181701061

 10888



Complete right floorpan
Karmann Ghia LHD, Thing

141701060C• 141701060H• 141701060J•
141701060K• 142701060D• 142701060F•
142701060H• 142701060J• 142701060K• 182701062

 10929



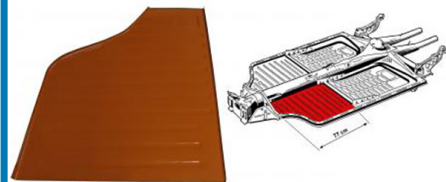
Half rear floorpan left
Karmann Ghia, Thing

 10930



Half rear floorpan right
Karmann Ghia, Thing

 10927



Half front floorpan left
Karmann Ghia, Thing

Group 701 : Frame head and Floor pan

10928



Half front floorpan right
Karmann Ghia, Thing

113701131

05083



Central chassis support
A-quality
Beetle except 1302 and 1303,
Karmann Ghia, Thing

00083



Central chassis support
B-quality
Beetle except 1302 and 1303,
Karmann Ghia, Thing

113701131

00564



Seal body to chassis A-quality
Beetle, Karmann Ghia, Type 3,
Thing

1137986151

00881



Frame head complete
Beetle 1200-1300-1500
8.1965 and later, Karmann
Ghia 8.1965 and later, Thing

113701037L

00890



Frame head complete
Beetle until 7.1965, Karmann
Ghia until 7.1965

113701037G

00827



Frame head bottom plate
Beetle 1200-1300-1500
8.1965 and later, Karmann
Ghia 8.1965 and later, Thing

113701311B

04827



Frame head bottom plate
Beetle until 7.1965, Karmann
Ghia until 7.1965

113701111B

00830



Chassis tunnel bottom repair
panel
Beetle, Karmann Ghia, Thing

Group 701 : Frame head and Floor pan

06275



Accelerator pedal hinge bracket
Beetle/Karmann Ghia 08.1957
until 1965 LHD/RHD 1965 and
later RHD, Type 3 until 1964
LHD/RHD 1964 and later RHD,
Thing RHD


111701535A

10810



Jack support
Karmann Ghia


10931



Seat track inner left
Karmann Ghia

141701479


10933



Seat track outer left
Karmann Ghia until 7.1968

141701481

10934



Seat track outer left
Karmann Ghia 8.1968 and
later

141701481A


10932



Seat track inner right
Karmann Ghia

141701480


10935



Seat track outer right
Karmann Ghia until 7.1968

141701482

10936



Seat track outer right
Karmann Ghia 8.1968 and
later

141701482A

04564



Tunnel drain valve
Beetle 8.1966 and later,
Karmann Ghia 8.1966 and
later, Type 3 8.1966 and later,
Thing

111701309

Group 701 : Frame head and Floor pan

04880



Tunnel inspection cover
Beetle 8.1955 until 7.1965,
Karmann Ghia until 7.1965

113701565A

04881



Tunnel inspection cover
Beetle 8.1965 and later,
Karmann Ghia 8.1965 and
later, Thing

131701565

03307



Seal tunnel inspection
Beetle 8.1965 and later,
Karmann Ghia 8.1965 and
later, Thing

113701571A

03308



Seal tunnel inspection
Beetle until 7.1965, Karmann
Ghia until 7.1965

113701571

04480



Transmission mount bracket
front
Beetle 8.1960 until 7.1972
and 1.1986 and later,
Karmann Ghia 8.1960 until
7.1972, Thing

113701173

10024



Rear bumper bracket (each)
Karmann Ghia 8.1971 and
later

141707335B

10031



Bumper to body mounts rear
(Per Pair)
Karmann Ghia until 7.1971

141707353

707
Bumpers (Beetle
until 8.1974)



Group 707 : Bumpers (Beetle until 8.1974)

10030



Bumper to body mounts front (left and right) (4 pieces)
Karmann Ghia until 7.1971

141707253/255

10053

Geen afbeelding beschikbaar
No image available
Image non disponible



Override grommet (2 pieces)
Karmann Ghia achterbumper
8.1958 until 7.1969 (USA)

141707387

00052



Override grommet (4 pieces)
Beetle until 7.1967 (USA),
Karmann Ghia until 7.1971 (USA)

111707199A

10052



Override grommet (Per Pair)
Karmann Ghia voorbumper
8.1958 until 7.1971 (USA),
Karmann Ghia achterbumper
8.1970 until 7.1971 (USA)

141707181

10029



Seals bumper guards (front and rear) (8 pieces)
Karmann Ghia until 7.1971

141707241A

10032



Bumper bracket cover frontside left
Karmann Ghia 8.1972 and later

141707137D

10033



Bumper bracket cover frontside right
Karmann Ghia 8.1972 and later

141707138D

10028



Bumper bracket cover seals (front and rear) (4 pieces)
Karmann Ghia until 7.1971

141707251

00031



Bumper grommets (4 pieces)
Beetle all models until 7.1967, VW1200 until 7.1973,
Karmann Ghia until 7.1971

111707197A

Group 707 : Bumpers (Beetle until 8.1974)

00033



Bumper grommets (Per Pair)
Beetle 1302 and 1303 until
7.1973 front, Karmann Ghia
8.1971 and later rear

111707193

03330



Bumper grommets (Per Pair)
Beetle VW1300 and VW1500
8.1967 and later front and rear,
VW1200 8.1973 until 7.1974
front and rear, 1302 and 1303
until 7.1974 rear, Karmann Ghia
8.1971 and later front

111707197B

10020

Geen afbeelding beschikbaar
No image available
Image non disponible



Bumper bracket spacers (Per
Pair)
Karmann Ghia until 7.1971

141707121

10022



Bumper brackets rear (Per
Pair)
Karmann Ghia until 7.1971

141707335A• 141707336A

10021



Bumper bracket, front (Per
Pair)
Karmann Ghia until 7.1971

141707135B

08060



Chassis- en bumper bracket
cover bolts (22 pieces)
Chassis on body mounting for
Beetle, Karmann Ghia, Type 3,
Thing, Front bumper bracket
cover for Karmann Ghia until
7.1971 with overrider tubes

111899145


10019



Polished stainless steel
bumpers (Per Pair)
Karmann Ghia 8.1971 and
later, Type 3 8.1971 and later

315707103A• 311707303

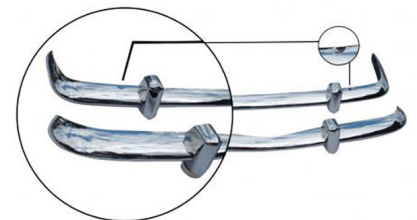
10010



Polished stainless steel
bumpers with bumper
guards (Per Pair)
Karmann Ghia 8.1955 until
7.1967

141707114• 141707109• 141707113•
141707314F• 141707309• 141707313F•
141707156E• 141707155E

10013




Polished stainless steel
bumpers with bumper
guards (Per Pair)
Karmann Ghia 8.1967 until
7.1969

141707114• 141707109• 141707113•
141707314F• 141707309• 141707313F•
141707156E• 141707155E



Group 707 : Bumpers (Beetle until 8.1974)


10016



Polished stainless steel bumpers with bumper guards (Per Pair)
Karmann Ghia 8.1969 until 7.1971

141707114• 141707109• 141707113• 141707314F• 141707309• 141707313F• 141707156E• 141707155E


10011



Polished stainless steel bumpers without bumper guards (Per Pair)
Karmann Ghia 8.1955 until 7.1967

141707114• 141707109• 141707113• 141707314F• 141707309• 141707313F

10014



Polished stainless steel bumpers without bumper guards (Per Pair)
Karmann Ghia 8.1967 until 7.1969

141707114• 141707109• 141707113• 141707314F• 141707309• 141707313F

10017



Polished stainless steel bumpers without bumper guards (Per Pair)
Karmann Ghia 8.1969 until 7.1971

141707114• 141707109• 141707113• 141707314F• 141707309• 141707313F


10012



Polished stainless steel export bumpers (Per Pair)
Karmann Ghia 8.1955 until 7.1967

141707114A• 141707109• 141707155F• 141707156F• 141707113A• 141707313C• 141707313G• 141707355D• 141707356D• 141707314C• 141707314G• 141707385• 141707383• 141707386• 141707180• 141707179• 141707177


10015



Polished stainless steel export bumpers (Per Pair)
Karmann Ghia 8.1967 until 7.1969

141707114A• 141707109• 141707155F• 141707156F• 141707113A• 141707313C• 141707313G• 141707355D• 141707356D• 141707314C• 141707314G• 141707385• 141707383• 141707386• 141707180• 141707179• 141707177

10018



Polished stainless steel export bumpers (Per Pair)
Karmann Ghia 8.1969 until 7.1971

141707114A• 141707109• 141707155F• 141707156F• 141707113A• 141707313C• 141707313G• 141707355D• 141707356D• 141707314C• 141707314G• 141707385A• 141707383• 141707386A• 141707180• 141707179• 141707177

00001



T-bars (chrome) (Per Pair)
Beetle all models until 7.1967, VW1200 until 7.1973,
Karmann Ghia all models until 7.1971

00002



T-bars (chrome) (Per Pair)
Beetle VW 1300, VW 1500, 1302 and 1303 8.1967 and later, VW 1200 8.1973 and later, Karmann Ghia all models 8.1971 and later

Group 707 : Bumpers (Beetle until 8.1974)

 00051



Chromed bumper, fog lights or stretcher bolts (6 pieces)
Beetle 8.1967 and later,
Karmann Ghia, Bus 8.1973
and later, Type 3 8.1969 and
later

113707191C

 04051



Chromed stainless steel
bumper, fog lights or stretcher
bolts (6 pieces)
Beetle 8.1967 and later,
Karmann Ghia, Bus 8.1973 and
later, Type 3 8.1969 and later

113707191C

 10023



Front bumper bracket (each)
Karmann Ghia 8.1971 and
later

141707135C

711

Heating flap
cable, Selector
mechanism, Brake
lever

 00932



Rear footwell heater cable
Beetle 8.1972 and later,
Karmann Ghia 8.1972 and
later

111711713A

 00511



Aluminum T-handle shift
knob
all models and years

 04663




Billet choke, light switch or
ashtray knob (each)
Beetle 10.1952 until 7.1966,
Karmann Ghia until 9.1957,
Bus until 7.1966, Type 3
8.1963 until 7.1965

 04515



Billet shift knob
all models and years

 04656



Choke, light switch or ashtray
knob ivory (each)
Beetle 10.1952 until 7.1966,
Karmann Ghia until 9.1957,
Bus until 7.1966, Type 3
8.1963 until 7.1965

113941541



Group 711 : Heating flap cable, Selector mechanism, Brake lever

04655



Choke, light switch or ashtray knob silver beige (each)
Beetle 10.1952 until 7.1966,
Karmann Ghia until 9.1957,
Bus until 7.1966, Type 3
8.1963 until 7.1965

113941541

04654



Choke, light switch or ashtray knob black (each)
Beetle 10.1952 until 7.1966,
Karmann Ghia until 9.1957,
Bus until 7.1966, Type 3
8.1963 until 7.1965

111941541

00520



Classic Sport quick shifter
Beetle, Karmann Ghia, Type 3,
Thing

00508



Dual handle shifter
Beetle, Karmann Ghia, Type 3,
Thing

09790



Eliminator shifter
Beetle /Karmann Ghia, Type
3, Thing

03086



Curved M8 spring washers
(10 pieces)
Inner diameter: 8.1mm, Outer
diameter: 22mm, Thickness:
1mm, Material: black
galvanized steel

131821150

03720



Handbrake clip (Per Pair)
Beetle 8.1955 and later,
Karmann Ghia 8.1955 and
later, Type 3, Thing

N124601 • N0124601

00521



Handbrake handle kit
chrome
Beetle 8.1955 until 12.1964,
Karmann Ghia until 12.1964,
Type 3 until 2.1965

**113711305 • 311711325 • 111711329 •
211711339 • 113711333B • 111711335 •
113711341 • N124601**

04524



Handbrake bearing pin
Beetle export models, VW 1300, VW
1500, 1302, 1303 and convertibles
8.1955 and later, Beetle standard
models and VW 1200 1962 (VIN 4
630 938) and later, Karmann Ghia all
models and years, Type 3 all models
and years, Thing all models and years

**113711341 • 281711341 •
171711341**

Group 711 : Heating flap cable, Selector mechanism, Brake lever

03721



Handbrake repair kit
Beetle, export models and convertible 8.1955 until 7.1964, standard models 1962 (VIN 4 630 938) until 7.1964, Karmann Ghia, 8.1955 until 7.1964, Type 3, until 7.1967

211711339• 111711329• 113711333B•
311711333• 113711333A• 111711341•
111711321• 111711323• 111711325• N124151

04521



Handbrake lever press button black
Beetle, Karmann Ghia, Bus until 7.1967, Vanagon/T25, Type 3, Thing

113711333A• 113711333B•
311711333•

00522



Handbrake cover aluminum
Beetle, Karmann Ghia, Type 3, Thing

09762



Handbrake cover rose wood
Beetle, Karmann Ghia, Bus until 7.1967, Type 3, Thing

04709



Handbrake cable compensator bracket
Beetle 1964 and later, Karmann Ghia 1964 and later, Type 3 1964 and later, Thing

111711331

04708



Handbrake cable nuts (Per Pair)
Beetle 1964 (VIN 115 400 119) and later, Karmann Ghia 1964 (VIN 145 400 119) and later, Bus 8.1967 until 7.1971, Vanagon/T25, Type 3 1964 (VIN 315 144 906) and later, Thing

111711349

05708



Handbrake boot blue
Beetle 8.1967 and later all models, Karmann Ghia 8.1967 and later, Type 3 8.1967 and later, Thing

04519



Handbrake spring
Beetle, Karmann Ghia, Bus until 7.1967, Type 3, Thing

111711329

04265



Wooden shift knob with shift pattern
Beetle 8.1967 and later, Karmann Ghia 8.1967 and later, Type 3, Bus 8.1967 until 7.1979, Thing



Group 711 : Heating flap cable, Selector mechanism, Brake lever

05242



Classic shift knob black with shift pattern
Beetle 8.1967 and later, Karmann Ghia 8.1967 and later, Bus 8.1967 and later, Type 3, Thing

09760



Rosewood shift knob with FLAT 4 GT emblem
Beetle 1961 (VIN 4 289 952) and later, Karmann Ghia 1961 (VIN 4 289 952) and later, Bus 8.1967 and later, Type 3, Thing

01409



Shift coupler/shift selector fork bolt M8 x 14 (each)
Beetle, Karmann Ghia, Bus until 7.1979, Type 3, Thing

211711189A• 443711189A• 111711189

01407



Shift rod bushing
Beetle 1960 (VIN 3 140 046) and later, Karmann Ghia 1960 (VIN 3 140 046) and later, Bus until 1965 (VIN 216 028 111), Type 3, Thing

111701259A

01428



Shift rod bushing retaining ring
Beetle 1960 (VIN 3 140 046) and later, Karmann Ghia 1960 (VIN 3 140 046) and later, Bus until 1965 (VIN 216 028 111), Type 3, Thing

111701263

01405



Shift coupler
Beetle standard models until 1963 (VIN 5 911 560), export models until 1964 (VIN 115 247 528), Karmann Ghia until 1963 (VIN 5 911 560), Bus until 7.1967, Type 3 until 7.1963

111711175B

01406



Shift coupler
Beetle standard models 1963 and later (VIN 5 911 561), export models 1963 and later (VIN 115 247 529), Karmann Ghia 1963 and later (VIN 5 911 561), Bus 8.1967 until 7.1979, Type 3 8.1963 and later, Thing all years

311798211• 311711239• 311711243• 111711189• 311711233• 311711211• 311711227• 311711235A

06406



Shift coupler rubber inserts (Per Pair)
Beetle standard models 1963 and later (VIN 5 911 561), export models 1963 and later (VIN 115 247 529), Karmann Ghia 1963 and later (VIN 5 911 561), Bus 8.1967 until 7.1979, Type 3 8.1963 and later, Thing all years

311711233

03806



Shift coupler Urethane
Beetle 1964 and later (export models 1963 and later), Karmann Ghia 1963 and later, Bus 8.1967 until 7.1979, Type 3 8.1963 and later, Thing

311798211

Group 711 : Heating flap cable, Selector mechanism, Brake lever

00510



Quick shift kit (only manual transmission)
Beetle, Bus until 7.1979,
Karmann Ghia, Type 3, Thing

00513



T-handle shifter
Beetle, Karmann Ghia, Type 3,
Thing

00507



Trigger shifter
Beetle, Karmann Ghia, Type 3,
Thing

05525



Trigger shifter shift lever boot
Replacement for Trigger
Shifter #507 and #20509

00525



Trigger shifter replacement
boot
Replacement for Trigger
Shifter #507 and #20509

00514



Gearshift lever stop plate
(manual transmissions)
Beetle, Bus until 7.1979,
Karmann Ghia, Thing

111711149

06515



Gearshift lever pressure
spring
Beetle 10.1952 and later,
Karmann Ghia, Type 3 8.1970
and later, Thing

111711145B


00560



Shift knob ivory
Beetle 1961 (VIN 4 289 952)
until 7.1967 (except cars with
automatic transmission),
Karmann Ghia 1961 (VIN 4 289
952) until 7.1967 (except cars
with automatic transmission)

113711141A

03350




Shift knob ivory with shift pattern
Beetle until 1961 (VIN 4 289 951),
with automatic transmission until
7.1967, Karmann Ghia until 1961
(VIN 4 289 951), with automatic
transmission until 7.1967, Bus
until 7.1967

113711141



Group 711 : Heating flap cable, Selector mechanism, Brake lever

03351



Shift knob ivory with shift pattern
Beetle 1961 (VIN 4 289 952)
until 7.1967 (except cars with
automatic transmission),
Karmann Ghia 1961 (VIN 4 289
952) until 7.1967 (except cars
with automatic transmission)

113711141A

00964



Shift knob with EMPI emblem
black vinyl
all models and years

00265



Shift knob with shift pattern
black vinyl
all models with 4 speed
transmission

03352



Shift knob silver beige with shift
pattern
Beetle 1961 (VIN 4 289 952) until
7.1967 (except cars with automatic
transmission), Karmann Ghia 1961
(VIN 4 289 952) until 7.1967 (except
cars with automatic transmission)

113711141A

05550



Shift knob silver beige with shift
pattern
Beetle until 1961 (VIN 4 289 951), with
automatic transmission until 7.1967,
Karmann Ghia until 1961 (VIN 4 289
951), with automatic transmission
until 7.1967, Bus until 7.1967

113711141466

00540



Shift knob black
Beetle 8.1967 and later,
Karmann Ghia 8.1967 and
later, Bus 8.1967 until 7.1979,
Thing

141711141D

00561



Shift knob black
Beetle 1961 (VIN 4 289 952)
until 7.1967 (except cars with
automatic transmission),
Karmann Ghia 1961 (VIN 4 289
952) until 7.1967 (except cars
with automatic transmission)

113711141A043

05551



Shift knob black with shift pattern
Beetle 1961 (VIN 4 289 952)
until 7.1967 (except cars with
automatic transmission),
Karmann Ghia 1961 (VIN 4 289
952) until 7.1967 (except cars
with automatic transmission)

113711141A043

05552



Shift knob black with shift pattern
Beetle until 1961 (VIN 4 289 951),
with automatic transmission until
7.1967, Karmann Ghia until 1961
(VIN 4 289 951), with automatic
transmission until 7.1967, Bus
until 7.1967

113711141043

Group 711 : Heating flap cable, Selector mechanism, Brake lever

 05350



Shift knob black with Wolfsburg emblem
Beetle 1961 (VIN 4 289 952) until 7.1967 (except cars with automatic transmission), Karmann Ghia 1961 (VIN 4 289 952) until 7.1967 (except cars with automatic transmission)

 05351



Shift knob black with Wolfsburg emblem
Beetle until 1961 (VIN 4 289 951), with automatic transmission until 7.1967, Karmann Ghia until 1961 (VIN 4 289 951), with automatic transmission until 7.1967, Bus until 7.1967

 05352



Shift knob black with Wolfsburg emblem
Beetle 8.1967 and later, Karmann Ghia 8.1967 and later, Bus 8.1967 and later, Type 3, Thing

 00701



Shift lever boot for vehicles with a manual transmission black
Beetle 8.1960 and later, Karmann Ghia 8.1960 and later, Bus until 7.1979, Thing

 03710



Boot shift lever black
Beetle until 7.1960, Karmann Ghia until 7.1960

 00500



Shifter lock manual transmission Beetle until 7.1967, Karmann Ghia until 7.1967

111711115A• 111711115A043

111711115• 1117111150P

113016051

 00528



Shifter lock manual transmission Beetle 8.1967 and later 7.1971, Karmann Ghia 8.1967 until 7.1971, Thing until 7.1971

 00529



Shifter lock boot black shifter lock #00500, #00528 and #20528

 00738



Heater lever stop plates (Per Pair)
Beetle 8.1964 and later, Karmann Ghia 8.1964 and later, Type 3 8.1966 and later, Thing 2.1974 and later

141711115

131711665



Group 711 : Heating flap cable, Selector mechanism, Brake lever

 00702

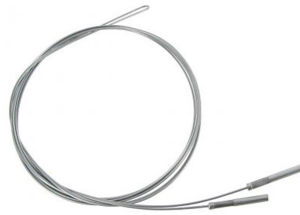


Heating lever resistance discs
(4 pieces)

Beetle 8.1964 and later,
Karmann Ghia 8.1964 and
later, Type 3 8.1966 and later,
Thing 2.1974 and later

111711749A

 00925



Heater cable

Beetle 1962 (VIN 5 199 980)
until 7.1964, Karmann Ghia
1962 (VIN 5 199 980) until
7.1964

111711629E

 00926



Heater cable

Beetle 8.1955 until 1962 (VIN
5 199 979), Karmann Ghia
until 1962 (VIN 5 199 979)

111711629B

 00933



Heater cable sleeve boots
(Per Pair)

Beetle 8.1964 and later,
Karmann Ghia 8.1964 and
later, Type 3, Thing with heat
exchangers

113711691

 04933



Heater cable sleeves (Per Pair)
Beetle until 7.1964, Karmann
Ghia until 7.1964, Bus until
7.1967

111711691

 07451



Heater knob roll pin stainless
steel

Beetle 10.1952 until 7.1964,
Karmann Ghia until 7.1964,
Bus until 7.1967, Type 3 until
7.1963

N133281

 01086



Heater cable mounting kit
(each)

Beetle, Karmann Ghia, Bus
with aircooled engine, Type
3, Thing civil

111298101A

 07450



Heater cable dowel pin
stainless steel

Beetle 10.1952 until 7.1964,
Karmann Ghia until 7.1964,
Bus until 7.1967, Type 3 until
7.1963

N132161

 01151



Heater cable universal

Beetle 8.1964 and later,
Karmann Ghia 8.1964 and
later, Type 3 1964 (VIN 315
048 102) and later, Thing

Group 711 : Heating flap cable, Selector mechanism, Brake lever

00927



Heater cable for vehicles with swing axle
Beetle 8.1972 and later,
Karmann Ghia 8.1972 and later

111711717D

00930



Heater cable for vehicles with swing axle
Beetle 8.1964 until 7.1972,
Karmann Ghia 8.1964 until 7.1972

111711717

00928



Heater cable for vehicles with IRS
Beetle with carburetor engine 8.1972 and later,
Karmann Ghia 8.1972 and later, Type 3 8.1966 and later,
Thing 2.1974 and later

133711717• 311711707C

00939



Heater cable for vehicles with IRS
Beetle until 7.1972, Karmann Ghia until 7.1972

111711717A

00729



Knob heater control ivory
Beetle 10.1952 until 7.1964,
Karmann Ghia until 7.1964,
Bus 1952 (20-014 685) until 7.1967,
Type 3 until 7.1963

113711623A

04725



Heater control knob red (each)
Beetle 8.1964 and later,
Karmann Ghia 8.1964 and later,
Type 3 8.1966 and later,
Thing (civilian)

131711741A

03729



Knob heater control black
Beetle 10.1952 until 7.1964,
Karmann Ghia until 7.1964,
Bus 1952 (20-014 685) until 7.1967,
Type 3 until 7.1963

113711623A

00725



Heater control knob black (each)
Beetle 8.1964 and later,
Karmann Ghia 8.1964 and later,
Type 3 8.1966 and later,
Thing (civilian)

131711741B

04508



Wolfsburg Edition shift knob
all models and years



04509



Wolfsburg Edition piston style shift knob
all models and years

713 Selector mechanism automatic

03468



Steering shaft flange and shift rod spring clamping bracket
Beetle Steering shaft (except 1302 and 1303), Shift rod for automatic transmission, Karmann Ghia Steering shaft, Shift rod for automatic transmission, Type 3 Steering shaft, Thing Steering shaft

111415539

03417



Gearshift signalizer with cable automatic transmission
Beetle, Karmann Ghia

113713145A

721 Feet control system

00252



Big Foot accelerator pedal cover
Beetle 8.1957 and later,
Karmann Ghia 8.1957 and later, Type 3, Thing, Vanagon/
T25

04523



Billet aluminum roller pedal
Beetle 1.1966 and later,
Karmann Ghia 1.1966 and later, Type 3 1964 and later,
Thing, (older years use cable #916)

Group 721 : Feet control system

03866



Retaining springs (4 pieces)
Cooling flaps Type-1 engines,
Accelerator pedal mechanism Beetle
8.1957 until 1966 (VIN 116 851 649),
Bus until 7.1972, Type-3 until 1964
(VIN 315 048 101), Heater and fresh
air cables and rods Bus 8.1967 until
7.1979

211259283

00910



Throttle inner cable
Beetle VW 1200, VW 1300 and
1302 8.1971 until 5/2002, 1303
with carburetor engine, Karmann
Ghia 8.1971 and later LHD and
RHD, Thing 8.1971 and later LHD
and RHD

112721555• 111721555J

00911



Throttle inner cable
Beetle 1965 (VIN 116 460
614) until 7.1971 LHD,
Karmann Ghia 1965 (VIN 146
460 614) until 7.1971 LHD,
Thing until 7.1971 LHD

111721555E

00913



Throttle inner cable
Beetle 8.1957 until 1965 (VIN
116 460 613) LHD, Karmann
Ghia 8.1957 until 1965 (VIN
146 460 613) LHD

111721555C

00915



Throttle inner cable
Beetle 10.1952 until 7.1957 LHD
and RHD, 8.1957 until 7.1960
only RHD, Karmann Ghia 10.1952
until 7.1957 LHD and RHD,
8.1957 until 7.1960 only RHD

111721555A

00917



Throttle inner cable
Beetle 8.1960 until 1965 (VIN
116 460 613) RHD, Karmann
Ghia 8.1960 until 1965 (VIN
146 460 613) RHD

114721555

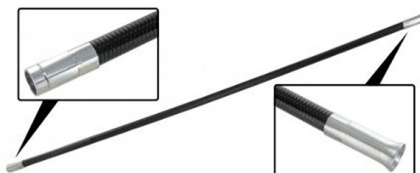
00918



Throttle inner cable
Beetle 1965 (VIN 116 460
614) until 7.1971 RHD,
Karmann Ghia 1965 (VIN 116
460 614) until 7.1971 RHD,
Thing until 7.1971 RHD

114721555A


03910



Throttle outer cable
Beetle all models 1965 (VIN
116 460 614) until 7.1967,
VW1200 1.1978 and later,
Karmann Ghia all models 1965
(VIN 116 460 614) until 7.1967

131721551

03911



Throttle outer cable
Beetle all models 8.1967 until
7.1971, convertible 1976
(VIN 156 2108 077) and later,
Karmann Ghia all models
8.1967 until 7.1971

113721551



Group 721 : Feet control system

04276



Gas pedal
Beetle 8.1957 until 1965 (VIN 116 460 613) LHD, Karmann Ghia 8.1957 until 1965 (VIN 116 460 613) LHD, Type 3 until 1964 (VIN 315 048 101) RHD

111721507B

06276



Accelerator pedal (metal)
Beetle 1965 (VIN 116 460 614) and later LHD, Karmann Ghia 1965 (VIN 116 460 614) and later LHD, Type 3 1964 (VIN 315 048 102) and later LHD, Thing LHD

111721507E

04275



Accelerator pedal lever LHD
Beetle 1965 (116 460 614) and later, Karmann Ghia 1965 (145 460 614) and later, Type 3 1964 (315 048 102) and later, Thing

311721509A

03475



Accelerator repair kit
Beetle 8.1957 until 1965 (116460613), Karmann Ghia 8.1957 until 1965 (145460613), Type 3 until 1964 (315048101)

111721517• 721525A• 111721619• 211259283• 111721615

03476



Accelerator repair kit
Beetle 1965 (116 460 614) and later, Karmann Ghia 1965 (145 460614) and later, Type 3 1964 (315 048 102) and later, Thing

N0115572• N115572• 311721521• 111721517• 111721525A• 311721619

03474



Accelerator pedal hinge pin
Beetle 8.1957 and later, Karmann Ghia 8.1957 and later, Type 3, Thing

111721525B

03086



Curved M8 spring washers
(10 pieces)
Inner diameter: 8.1mm, Outer diameter: 22mm, Thickness: 1mm, Material: black galvanized steel

131821150

00950



Cable shortening kit
Beetle, Karmann Ghia, Type 3, Thing

00900



Clutch inner cable
Beetle 8.1971 until 1974 (VIN 114 2663 259), Karmann Ghia 8.1971 until 1974 (VIN 144 2663 259), Thing 8.1971 until 1975 (VIN 185 2098 328)

111721335C

Group 721 : Feet control system

 00901



Clutch inner cable
Beetle all models until 7.1960, 8.1961 until 1963 (VIN 5 261 829), Beetle standard models 8.1960 until 7.1961, 1963 (VIN 5 261 830) until 1966 (VIN 116 532 999), Karmann Ghia until 7.1960, 8.1961 until 1963 (VIN 5 261 829)

111721335

 00902



Clutch inner cable
Beetle 1974 (VIN 114 2663 260) and later, Karmann Ghia 1974 (VIN 144 2663 260) and later, Thing 1975 (VIN 185 2098 328) and later,

111721335E

 00903



Clutch inner cable
Beetle 1966 (VIN 116 533 000) until 7.1971, Karmann Ghia 1966 (VIN 146 533 000) until 7.1971, Thing until 7.1971

113721335A

 00904



Clutch inner cable
Beetle export models and convertible 1963 (VIN 5 261 830) until 1966 (VIN 116 532 999), Karmann Ghia 1963 (VIN 5 261 830) until 1966 (VIN 146 532 999), Thing 8.1971 until 1975 (VIN 185 2098 328)

113721335

 00919



Clutch inner cable
Beetle export models and convertible 8.1960 until 7.1961, Karmann Ghia 8.1960 until 7.1961

111721335A

 30902



Clutch inner cable
Type 3 until 1965 (VIN 315 125 560)

311721335

 30903



Clutch inner cable
Type 3 1965 (VIN 315 125 561) and later

311721335A

 00906



Clutch cable guide (outer cable)
Beetle VW 1200 and VW 1300 8.1971 until 1973 (VIN 114 2398 010), 1302 and 1303 8.1971 until 1973 (VIN 134 2440 444), Karmann Ghia 8.1971 until 1973 (VIN 144 2398 010), Bus 8.1967 until 7.1979, Thing 8.1971 until 1.1974

111721361B• 211721361D

 00909



Clutch cable guide (outer cable)
Beetle until 7.1971, 1973 (VIN 114 2398 011) until 1974 (VIN 114 2663 259), Karmann Ghia until 7.1971, 1973 (VIN 144 2398 011) until 1974 (VIN 144 2663 259), Bus until 7.1967, Type 3 all years, Thing until 7.1971

311721361



Group 721 : Feet control system

 01157



Clutch cable guide (outer cable)
Beetle VW 1200 1974 (VIN 114 2663 260) and later, 1303 1974 (VIN 134 2663 260) and later, Karmann Ghia 1974 (VIN 144 2663 260) and later, Thing 2.1974 and later

111721361E

 03272



Pedal stop plate
Beetle RHD until 1966 (VIN 116 851 649), LHD 1966 (VIN 116 851 650) and later, Karmann Ghia RHD until 1966 (VIN 146 851 649), LHD 1966 (VIN 146 851 650) and later, Type 3, all models 8.1970 and later, Thing, all models and years

113721231E

 06907



Clutch cable adjustment nut (each)
Beetle until 1965 (VIN 115 685 586), Karmann Ghia until 1965 (VIN 145 685 586), Bus until 1965 (VIN 295 134 682), Type 3 until 1965 (VIN 315 158 979)

111721349A

 00907



Clutch cable wing nut
Beetle 1965 (VIN 115 685 587) and later, Karmann Ghia 1965 (VIN 145 685 587) and later, Bus 1965 (VIN 215 134 683) until 12.1982, Type 3 1965 (VIN 315 158 980) and later, Thing

131721349

 03909



Clutch cable, handbrake cable and roof turn signal light grommet (each)
Clutch cable Beetle, Karmann Ghia, Bus, Type 3 until 7.1967, Thing, Handbrake cable Bus 5.1960 until 7.1979, Roof turn signal lights Bus 8.1976 until 7.1979

211721365A • 111721365

 04266



Clutch pedal
Beetle 1966 (VIN 116 851 650) and later LHD, Karmann Ghia 1966 (VIN 146 851 650) and later LHD, Type 3, Thing

113721315C

 04271



Clutch pedal shaft
Beetle LHD 1971 (VIN 112 2076 467) and later, Karmann Ghia LHD 1971 (VIN 142 2076 467) and later, Type 3 LHD 9/1971 and later, Thing 8.1971 and later

111721305B

 00258



Gas pedal pad
Beetle 8.1957 and later (not applicable to plastic gas pedal), Karmann Ghia, Type 3, Thing

113721647A

 00256



Pedal pads brake/clutch (Per Pair)
Beetle, Karmann Ghia, Bus until 7.1967, Type 3, Thing

311721173A

Group 721 : Feet control system

00270



Pedal assembly
Beetle 8.1965 (VIN 116 460 614) and later LHD, Karmann Ghia 1965 (VIN 146 460 614) and later LHD, Type 3 1964 (VIN 315 048 102) and later LHD, Thing LHD

111721305C• 113721071C• 131721163• 113721141D• N0124241• 113721315C

04396



Straight M6 grease nipples (4 pieces)
Beetle: tierods and pedal assembly, Karmann Ghia: tierods and pedal assembly, Bus until 7.1979: front axle, tierods and ball joints, Vanagon/T25: automatic step, Type 3: front axle and ball joints

N0185151• N185151• N185011

04270



Brake pedal
Beetle/Karmann Ghia 5.1966 and later, Type 3 8.1964 and later, Thing

113721141D

03273



Brake pedal spring
Beetle 1966 (VIN 116 851 650) and later (LHD), Karmann Ghia 1966 (VIN 146 851 650) and later (LHD), Type 3 8.1964 and later (LHD), Thing (LHD)

131721163


03305



Brake pedal spring
Beetle export model and convertible until 7.1957 (LHD), Karmann Ghia coupe until 7.1957 (LHD)

113721163

03312



Brake pedal spring
Beetle 8.1957 until 1966 (VIN 116 851 649) LHD, Karmann Ghia 8.1957 until 1966 (VIN 146 851 649) LHD

113721163A

00250



Roller pedal black
Beetle 1.1966 and later, Karmann Ghia 1.1966 and later, Type 3 1964 (VIN 315 048 102) and later, Thing, (older years use cable #916)

00916



Universal throttle inner cable kit
Beetle with carburetor engine, Karmann Ghia, Bus until 7.1969, Type 3, Thing

04256



Chromed clutch and brake pedal pads (Per Pair)
Beetle, Karmann Ghia, Bus until 7.1967, Vanagon/T25, Type 3, Thing



Group 721 : Feet control system

 00254



Chrome pedal cover set (3-part)

Beetle 8.1957 until 7.1977,
Karmann Ghia 8.1957 and
later, Type 3, Thing

723

Brake pedal,
Throttle cable
Automatic

 00253



Brake pedal pad automatic
Beetle until 7.1970, Karmann
Ghia until 7.1970, Type 3 until
7.1970 LHD+RHD, 8.1970 and
later RHD

311723173

 00255



Brake pedal pad automatic
Beetle 8.1970 and later,
Karmann Ghia 8.1970 and
later, Type 3 8.1970 and later
LHD

311723173A



Bodywork, Interior

Group 8




Group 800 : Repair panels

800


Repair panels

 00899



Universal panel 1000 x 500 x
0.8 mm

 04899



Universal panel 1000 x 500 x
1.25 mm

801

Floor repair panel

 01169



Cover plug 20 mm semi
translucent (4 pieces)
various applications for
Beetle, Karmann Ghia

111831449

 00716



Cover plug 20 mm black (4
pieces)
various applications for
Beetle, Karmann Ghia

111831449A

 03716



Cover plug 24 mm semi
translucent (Per Pair)
various applications for
Beetle, Karmann Ghia, Bus
until 7.1967

211831449

 00867



Water drain valve 10.2 mm
several places used (Per Pair)
Beetle 1968 and later,
Karmann Ghia 8.1967 and
later, Bus 8.1967 and later,
Thing

111801177

 10900



Side middle plate left
Karmann Ghia

143801047

Group 801 : Floor repair panel

10901



Side middle plate right
Karmann Ghia

143801048A

10905



Rear corner panel heater
channel left
Karmann Ghia

143801203

10906



Rear corner panel heater
channel right
Karmann Ghia

141801203

10902



Heater channel upper side
front part left
Karmann Ghia

10903



Heater channel upper side
front part left
Karmann Ghia

10850



Heater channel with heater
tube left
Karmann Ghia 8.1968 and
later

143801045C • 143801045D

10920



Heater channel with heater
tube but without frontside
left
Karmann Ghia 8.1968 and
later

10921



Heater channel with heater
tube but without frontside
right
Karmann Ghia 8.1968 and
later

10851



Heater channel with heater
tube right
Karmann Ghia 8.1968 and
later

143801046C • 143801046D



Group 801 : Floor repair panel

10907



Heater channel bottom side
front part left
Karmann Ghia

10908



Heater channel bottom side
front part right
Karmann Ghia

03855



Heater channel plugs
Stainless Steel (rear) (Per Pair)
Beetle 8.1969 until 12.1985

111801143

805

Front section

01169



Cover plug 20 mm semi
translucent (4 pieces)
various applications for
Beetle, Karmann Ghia

111831449

00716



Cover plug 20 mm black (4
pieces)
various applications for
Beetle, Karmann Ghia

111831449A

10912



Door hinge pillar cover plate
seals (Per Pair)
Karmann Ghia

141805381

10856



Wheelhouse, front, left
Karmann Ghia

10860



Wheelhouse, front, left
Karmann Ghia

Group 805 : Front section

 10857



Wheelhouse, front, right
Karmann Ghia

 10861



Wheelhouse, front, right
Karmann Ghia

 10847



Fresh air duct rear part left
Karmann Ghia

 10848



Fresh air duct rear part right
Karmann Ghia

 10854



Fresh air duct front part left
Karmann Ghia

 10855




Fresh air duct front part right
Karmann Ghia

141805083

141805084

 00978



Uncut key (G and SG profile)
Beetle doors and engine lid
1.1952 until 7.1959, ignition
switch 1.1954 until 7.1959,
Karmann Ghia doors and ignition
switch until 7.1966, bonnet lock
until 7.1967

111837219AS60

 00878



Spare wheel compartment
under/rear
Beetle 1200/1300/1500,
Karmann Ghia 8.1961 and
later (with modification)

113805505CR

 03767



Rubber stops (8 mm) on
several places used (Per Pair)
Beetle, Karmann Ghia, Type 3,
Bus until 7.1979, Thing

N0200223 • N200021 • N200223



Group 805 : Front section


00879



Washer bottle repair panel
Beetle 1200/1300/1500,
Karmann Ghia


111805589

03943



Shift rod inspection cover
Beetle except 1302 and 1303,
Karmann Ghia


10910



Door hinge pillar cover plate
left
Karmann Ghia

143805377A

10911



Door hinge pillar cover plate
right
Karmann Ghia

143805378A

10899



Section around petrol inlet
Karmann Ghia 8.1967 and
later

10904



Reinforcement plate, front
Karmann Ghia

10876



Front nose
Karmann Ghia

10891



Front apron underside
Karmann Ghia

141800400

10877



Front panel grill housing left
(2-part)
Karmann Ghia

Group 805 : Front section

10878

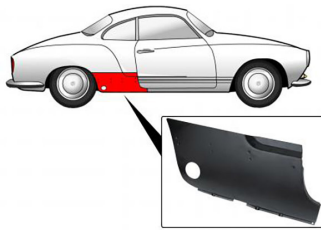


Front panel grill housing
right (2-part)
Karmann Ghia

809

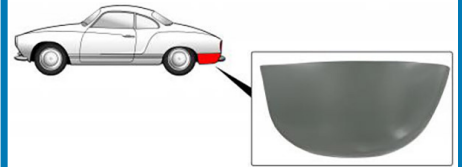
Side repair panels

10885



Rear fender lower repair
panel front right side
Karmann Ghia

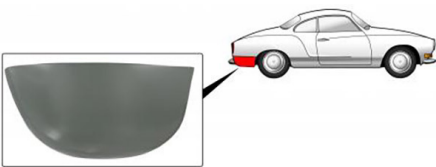
10880



Rear fender lower rear side
left
Karmann Ghia until 7.1971

141800455

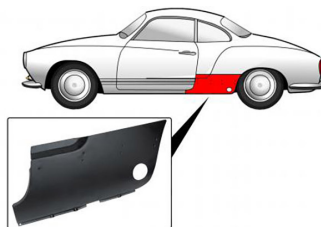
10881



Rear fender lower rear side
right
Karmann Ghia until 7.1971

141800456

10884



Rear fender lower repair
panel front left side
Karmann Ghia

10937



Cable gas door release
Karmann Ghia 8.1968 and
later

141809939



Group 809 : Side repair panels

 03939



Fuel filler lid spring
Beetle 8.1967 until 7.1968
and 8.1972 and later,
Karmann Ghia 8.1967 until
7.1968, Type 3 until 7.1968

111809931

 10872



Part inner wing left front
Karmann Ghia

 10873



Part inner wing right front
Karmann Ghia

 00077



Bumper support front (each)
Beetle until 7.1967, Karmann
Ghia until 7.1971

111809131A

 00841



Rear chassis support with
surrounding panel left
Beetle until 7.1966,
Karmann Ghia until 7.1967
(surrounding metal is not be
used)

113809171

 00843



Rear chassis support with
surrounding panel left
Beetle 8.1966 and later,
Karmann Ghia 8.1967 and
later (surrounding metal is
not be used)

113809171A

 00842



Rear chassis support with
surrounding panel right
Beetle until 7.1966,
Karmann Ghia until 7.1967
(surrounding metal is not be
used)

113809172

 00844



Rear chassis support with
surrounding panel right
Beetle 8.1966 and later,
Karmann Ghia 8.1967 and
later (surrounding metal is
not be used)

113809172A

 10184

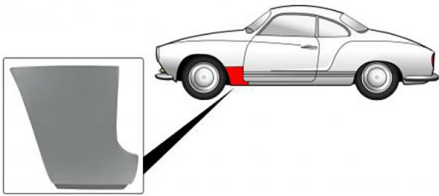


Headlight housing (each)
Karmann Ghia

141809145C

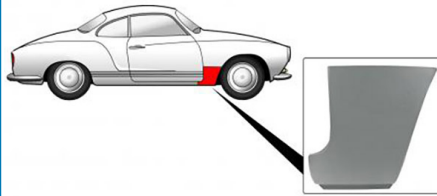
Group 809 : Side repair panels

10892



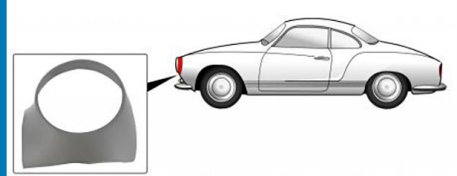
Front fender underside left
Karmann Ghia

10893



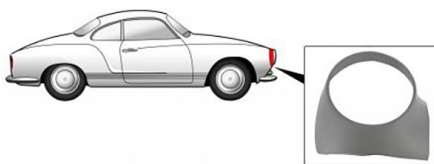
Front fender underside right
Karmann Ghia

10895



Fender repair panel right
around headlight left
Karmann Ghia

10896



Fender repair panel right
around headlight right
Karmann Ghia

10859



Torsion bar cover plate
(2-parts) for one side
Karmann Ghia

10897



Wheel arch repair panel rear
left or right (each)
Karmann Ghia

141809631 • 141809633

141800447/8

813


Boot floor, Rear
panels, Rear
corners

13781



Battery retaining bar brackets
(Per Pair)
Karmann Ghia 1971 (VIN 142
2136 412) and later

10886



Battery tray
Karmann Ghia 8.1967 and
later

141813161E



Group 813 : Boot floor, Rear panels, Rear corners

10879



Rear apron
Karmann Ghia

141813301

10874



Rear fender underside rear
left
Karmann Ghia until 7.1971
(8.1971 and later with small
modification)

141800811

10875



Rear fender underside rear
right
Karmann Ghia until 7.1971
(8.1971 and later with small
modification)

141800812


00867



Water drain valve 10.2 mm
several places used (Per Pair)
Beetle 1968 and later,
Karmann Ghia 8.1967 and
later, Bus 8.1967 and later,
Thing


111801177

10811



Rear bumper support panel
left
Karmann Ghia

10812



Rear bumper support panel
right
Karmann Ghia

19016



Wooden convertible top
mounting bar rear side (2-
part)
Karmann Ghia convertible
until 1967 (VIN 147 610 909)

141813911

01175



Engine compartment rear
seal A-quality
Beetle until 7.1966, Karmann
Ghia until 7.1966, Bus until
7.1971

01176




Engine compartment rear
seal A-quality
Beetle 8.1966 and later,
Karmann Ghia 8.1966 and
later, Thing until 9.1974

111813705D

Group 813 : Boot floor, Rear panels, Rear corners

00709



Engine compartment rear seal B-quality
Beetle until 7.1966, Karmann Ghia until 7.1966, Bus until 7.1971

111813705A

00710



Engine compartment rear seal B-quality
Beetle 8.1966 and later, Karmann Ghia 8.1966 and later, Thing until 9.1974

111813705D

04177



Engine seal side tray retaining strip 335 mm (each)
Beetle, Karmann Ghia, Bus until 7.1971, Type 3 8.1963 until 7.1964 (only used for hood support retainer), Thing

111813169• 133813169

01177



Engine compartment front seal A-quality
Beetle, Karmann Ghia, Bus until 7.1971, Thing

111813741G• 111813741D• 111813741C

00724



Engine compartment front seal B-quality
Beetle, Karmann Ghia, Bus until 7.1967, Thing

111813741G• 111813741D• 111813741C

10898



Engine compartment plate rear side
Karmann Ghia 8.1966 and later

141813181C

12315



Firewall insulation kit (5-part)
Karmann Ghia

141813805A• 141813815A• 141813816A• 141813816B• 141813817A• 141813818A• 141813818B• 141813821• 141813822

03767



Rubber stops (8 mm) on several places used (Per Pair)
Beetle, Karmann Ghia, Type 3, Bus until 7.1979, Thing

N0200223• N200021• N200223

04175




Preformed engine seal retaining strip rear
Beetle, Karmann Ghia, Bus until 7.1971, Thing

111813187B• 133813187



Group 813 : Boot floor, Rear panels, Rear corners


10852



Rear inner wheel housing
outer edge left
Karmann Ghia

143813075A

10853



Rear inner wheel housing
outer edge right
Karmann Ghia

143813076A

817
Roof

03488



Luggage rack straps brown
leather (Per Pair)

03486



Luggage rack straps camel
colour leather (Per Pair)

14487



Vintage roof rack polished
Stainless Steel
Karmann Ghia sedan

Group 819 : Heating , Ventilation system

819

Heating , Ventilation system

00963



Notch pin trunk lid and heating cables (Per Pair)
Beetle trunk lid 8.1968 until 7.1972, front underfloor heating 8.1968 until 7.1969, Karmann Ghia trunk lid until 7.1970, front underfloor heating 8.1968 until 7.1969

N128071

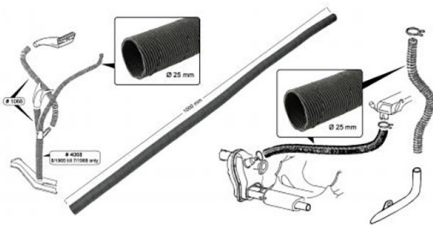
04156



Knob (each)
fresh air controls Beetle 1200, 1300, 1500, 1302 8.1967 and later (models without dash cover), Beetle 1303, Karmann Ghia 8.1971 and later, Type 3 8.1967 and later, glove box Beetle 1200, 1300, 1500, 1302 8.1967 and later, Beetle 1303 until 7.1973, Karmann Ghia 8.1967 and later, Bus 8.1967 until 7.1979, Type 3 8.1967 and later, airco Vanagon/T25 8.1983 until 7.1984

113819661F • 113819661C

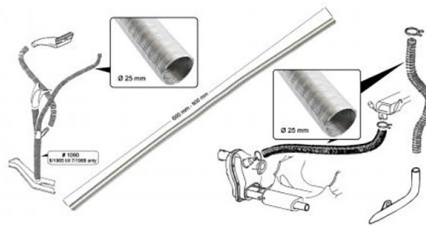
01016



Air cleaner/heater hose cardboard Ø 25 x 1000 mm
A/C Beetle/Type 3
1.1963 until 1967, heater 1200/1300/1500/1302 8.1970

211255359

01096



Air cleaner/heater hose aluminum Ø25 x 600-900 mm
A/C Beetle/Type 3
1.1963 until 1967, heater 1200/1300/1500/1302 8.1970

03396



Heat exchanger/bakelite connection pipe (4 pieces)
Beetle 8.1972 and later, Karmann Ghia 8.1972 and later, Bus 8.1972 until 7.1979

111819945

10476



Speednut 4.2 mm (4 pieces)
Karmann Ghia dash heater/fresh air duct 8.1970 and later, Bus door pull grab handle 8.1967 until 7.1979, Vanagon/T25 dashboard instrument panel, Type 3 licence plate frame for Italian models 8.1969 and later

211837223 • N0154301 • N154301

04153



Fresh air knob bushings (Per Pair)
Beetle 1200-1300-1500-1302, Karmann Ghia 8.1971 and later, Type 3

113819607



Group 821 : Fenders, Running boards

821

Fenders, Running boards

 00963



Notch pin trunk lid and heating cables (Per Pair)
Beetle trunk lid 8.1968 until 7.1972, front underfloor heating 8.1968 until 7.1969, Karmann Ghia trunk lid until 7.1970, front underfloor heating 8.1968 until 7.1969

N128071

823

Bonnet and relatives

 00768



Stop buffer
Beetle engine lid 8.1966 and later, Karmann Ghia boot lid 1966 (VIN 146 971 719) and later, Type 3 boot lid front 1963 (VIN 209 893) and later, Thing boot lid, Vanagon/T25 clutch pedal until 12.1982 (only for vehicles with a mechanical clutch)

311823499A • 867827500A

 00937



Handle gas door/boot release
Beetle 13/1500 8.1968 until 7.1972 gasdoor, Karmann Ghia 8.1968 and later gasdoor, Thing hood

111823461

 10705



Hood drain tubes (Per Pair)
Karmann Ghia

141823715


 10961



Trunk lid cable with ivory knob
Beetle 1949 (VIN 1-102 948) until 7.1967, Karmann Ghia 8.1966 until 7.1967, Type 3 until 7.1967

343823531A • 113823531

 03958




Release latch front hood
Beetle 8.1968 and later (RHD), Karmann Ghia 8.1967 and later (RHD)

112823651

Group 823 : Bonnet and relatives

 03961



Release latch front hood
Beetle 8.1968 and later (LHD),
Karmann Ghia 8.1967 and
later (LHD)

111823651

 03962



Front hood release knob
Beetle 8.1968 and later,
Karmann Ghia 8.1967 and
later, Type 3 8.1968 and later

411823665

 10753



Hood seal
Karmann Ghia

141823705A


 00961



Cable hood release
Beetle 8.1968 and later,
Karmann Ghia 8.1970 and
later

113823531G

 00962



Hood lock outer cable (1790
mm)
Beetle 1302 and 1303 LHD,
Karmann Ghia 8.1970 and
later (shorten up to 1390mm)
LHD

113823553

 10454



Engine lid and boot lock
guide pin
Karmann Ghia boot lock
until 1964 (VIN 145 108 103),
engine lid lock all

141823471A• 141823473A•
141823475• N110088• N115262

 10964



Engine and trunk lid cable
with a ivory knob
Karmann Ghia trunk lid until
7.1966, engine lid all years

143827531B

 10963



Engine and trunk lid cable
with a black knob
Karmann Ghia trunk lid until
7.1966, engine lid all years

143827531B

 00960



Roll pin trunk lid, heating and
ventilation cables (Per Pair)
Beetle trunk lid 8.1972 and later,
Karmann Ghia trunk lid 8.1970
and later, Bus middle heating
cable 8.1967 until 7.1979, Type 3
fresh air cables until 7.1967


N0133302• N133302

Group 827 : Engine lid, rear hood and relatives

827

Engine lid, rear hood and relatives

 18601



Automatic fire extinguishing system
Karmann Ghia, Bus, Thing

 10454



Engine lid and boot lock guide pin
Karmann Ghia boot lock until 1964 (VIN 145 108 103), engine lid lock all

141823471A • 141823473A •
141823475 • N110088 • N115262

 10964



Engine and trunk lid cable with a ivory knob
Karmann Ghia trunk lid until 7.1966, engine lid all years

143827531B

 10963



Engine and trunk lid cable with a black knob
Karmann Ghia trunk lid until 7.1966, engine lid all years

143827531B

 10844



Engine lid plate
Karmann Ghia

 10455



Engine lid latch
Karmann Ghia

141827503B

 10754



Engine lid seal
Karmann Ghia

141827705A

 10962



Engine lid lock outer cable
Karmann Ghia 8.1966 and later

143827545

Group 831 : Doors, Repair panels, Seals

831

Doors, Repair panels, Seals

10842



Door skin left
Karmann Ghia

10843



Door skin right
Karmann Ghia


10755



Door seal left
Karmann Ghia sedan &
convertible

141831731C

10756



Door seal right
Karmann Ghia sedan &
convertible

141831732C

15850



Upper door hinge left
Karmann Ghia 1956 (VIN 1
074 874) and later

141831401C

15852



Lower door hinge left
Karmann Ghia 1956 (VIN 1
074 874) and later

141831411C

15851



Upper door hinge right
Karmann Ghia 1956 (VIN 1
074 874) and later

141831402C

15853



Lower door hinge right
Karmann Ghia 1956 (VIN 1
074 874) and later

141831412C



Group 831 : Doors, Repair panels, Seals

 10845



Door pillar, left
Karmann Ghia

 10846



Door pillar, right
Karmann Ghia

 00715



Plugs door hinge black (4 pieces)
Beetle 1967 (VIN 117 496 034) and later, Karmann Ghia 1967 (VIN 148 397 900) until 7.1970, Type 3

311831439A043


 10757



Seal door pillar left
Karmann Ghia sedan & convertible

141831711A

 10758



Seal door pillar right
Karmann Ghia sedan & convertible


141831712A

 00476



Hex hinge bolts (12 pieces)
Beetle doors, Karmann Ghia doors, Bus Pickup 8.1967 until 7.1979 side gates, Thing doors, engine lid and windshield

 00978



Uncut key (G and SG profile)
Beetle doors and engine lid 1.1952 until 7.1959, ignition switch 1.1954 until 7.1959, Karmann Ghia doors and ignition switch until 7.1966, bonnet lock until 7.1967

111837219AS60

 03699



Uncut key (M profile)
Beetle doors and ignition switch 8.1970 until 1983 (VIN 11 E 003 117), engine lid 8.1970 until 11.1985, Karmann Ghia 8.1970 and later (used for all locks), Type 3 doors and ignition switch 8.1970 and later, rear hatch all years (only squareback)

111837219AS92

Group 837 : Door parts, Keys

837

Door parts, Keys

00719



Seals door handle (4 pieces)
Beetle 8.1967 and later,
Karmann Ghia 8.1967 and
later, Type 3 8.1967 and later

111837209B• 111837211C

10777



Seals door handle (4 pieces)
Karmann Ghia until 7.1967

04500



Billet door pull locks (Per Pair)
Beetle 8.1966 and later,
Karmann Ghia 8.1966 and
later, Bus 8.1967 until 7.1968
and 8.1973 and later, Type 3
8.1966 and later

04505



Billet window winders (Per
Pair)

04674



Inner door handle seal (each)
Beetle 8.1966 and later,
Karmann Ghia 8.1963 and
later, Bus 8.1967 and later,
Type 3

171837241• 111837341

07044



Door centering wedges (Per
Pair)
Beetle 8.1959 and later
convertible, Karmann Ghia
8.1959 and later sedan and
convertible

141837277

07045



Door centering wedge
housing (Per Pair)
Beetle 8.1959 and later
convertible, Karmann Ghia
8.1963 and later sedan and
convertible

151837289

00427



Door handle chrome with
lock (each)
Beetle 8.1967 and later,
Karmann Ghia 8.1967 and
later

113837205M• 113837205L



Group 837 : Door parts, Keys

 06427



Door handles and ignition switch kit with 1 key
Beetle 8.1970 and later,
Karmann Ghia 8.1970 and later

113905855A • 113905855B • 311837205F • 311837206F • 113837205L • 113837205M

 09735



Door inner handle chrome (standard) (each)
Beetle 8.1955 until 7.1966,
Karmann Ghia until 7.1963, Bus Germany until 1960 (VIN 575 829), Brasil Kombi until 1974

113837225A

 04671



Door pull trim frame chrome (each)
Beetle sedan 8.1966 and later, convertible 8.1966 until 7.1970 and 8.1973 and later, Karmann Ghia 8.1963 until 7.1970, Bus 8.1967 until 7/1968 and 8.1973 until 7.1979, Type 3 all years

113837239A • 113837239B

 24671



Door pull trim frame chrome (each)
Beetle convertible 8.1970 until 7.1973, Karmann Ghia 8.1970 and later, Bus 8.1968 until 7.1973 *

411837097

 04667



Insert door latch cover plate silver beige (Per Pair)
Beetle sedan 8.1966 and later, convertible 8.1966 until 7.1970 and 8.1973 and later, Karmann Ghia 8.1963 until 7.1970, Bus 8.1967 until 7/1968 and 8.1973 and later, Type 3 all years

311837247466

 04672



Insert door latch cover plate black (Per Pair)
Beetle sedan 8.1966 and later, convertible 8.1966 until 7.1970 and 8.1973 and later, Karmann Ghia 8.1963 until 7.1970, Bus 8.1967 until 7/1968 and 8.1973 and later, Type 3 all years

31183724701C • 311837247043

 24673



Insert door latch cover plate black (each)
Beetle convertible 8.1970 until 7.1973, Karmann Ghia 8.1970 and later, Bus 8.1968 until 7.1973 *

411837095

 04673



Door pull trim frame black (Per Pair)
Beetle sedan 8.1966 and later, convertible 8.1966 until 7.1970 and 8.1973 and later, Karmann Ghia 8.1963 until 7.1970, Bus 8.1967 until 7/1968 and 8.1973 until 7.1979, Type 3 all years

111837239B

 24672



Door pull trim frame black (Per Pair)
Beetle convertible 8.1970 until 7.1973, Karmann Ghia 8.1970 and later, Bus 8.1968 until 7.1973 *

211837097

Group 837 : Door parts, Keys

10773



Door glass anti-rattle plugs
(Per Pair)
Karmann Ghia 8.1959 and
later

141837491

17052



Molding clips side windows
(10 pieces)
Karmann Ghia until 7.1971

141853335

10739



Door window scraper outside
(Per Pair)
Karmann Ghia until 1960 (VIN
2 960 113)

141837475A


10763



Door window scraper outside
(Per Pair)
Karmann Ghia 1960 (VIN 2
960 114) until 7.1971

141837475C


17071



Door window scraper with
molding left
Karmann Ghia 8.1971 and
later (coupe)

143837471


17074



Door window scraper with
molding left/right (each)
Karmann Ghia 8.1971 and
later (convertible)

141837471

17072



Door window scraper with
molding right
Karmann Ghia 8.1971 and
later (coupe)

143837472


10770



Felt (inside) clips (14 pieces)
Karmann Ghia

141837487

10769



Door window felt strip (each)
Karmann Ghia all years inner,
until 7.1959 outer, 1969 (VIN
140 2306 120) until 7.1971
outer

141837479



Group 837 : Door parts, Keys

03812



Door pull lock collar (Per Pair)
Beetle 8.1966 and later,
Karmann Ghia 8.1966 and
later, Bus 8.1967 until 7.1968
and 8.1973 until 7.1979, Type
3 8.1966 and later

111837355 • 171837355

00527



Custom door pull locks (Per
Pair)
Beetle 8.1966 and later,
Karmann Ghia 8.1966 and
later, Bus 8.1967 until 7.1968
and 8.1973 and later, Type 3
8.1966 and later

09748



Rose wood door pull locks
(Per Pair)
Beetle 8.1966 and later,
Karmann Ghia 8.1966 and
later, Bus 8.1967 until 7.1968
and 8.1973 and later, Type 3
8.1966 and later

07512



Stock door pull locks (Per Pair)
Beetle 8.1966 and later,
Karmann Ghia 8.1966 and
later, Bus 8.1967 until 7.1968
and 8.1973 until 7.1979, Type
3 8.1966 and later

111837187B • 171837187

03435



Door pullers universal

10774



Door check rod (each)
Karmann Ghia

10772



Rubber wedge behind door
window scraper (Per Pair)
Karmann Ghia convertible
8.1959 and later

141837497A • 141837498A

03410



Window or door handle
escutcheons ivory (Per Pair)
Beetle 8.1955 until 7.1967,
Karmann Ghia until 7.1967

113837235A

03409



Window or door handle
escutcheons silver beige (Per
Pair)
Beetle 8.1955 until 7.1967,
Karmann Ghia until 7.1967

113837235A

Group 837 : Door parts, Keys

03408



Window or door handle escutcheons black (Per Pair)
Beetle 8.1955 until 7.1967,
Karmann Ghia until 7.1967

111837235A

03401



Window winder escutcheons (Per Pair)
Beetle 8.1967 until 7.1969, Karmann Ghia 8.1967 until 7.1969, Bus 8.1967 until 7.1969 and Microbus Deluxe 8 seater 8.1969 and later, Type 3 8.1967 until 8.1971

311837595

03405



Window winder escutcheons (Per Pair)
Beetle 8.1969 until 12.1985, Karmann Ghia 8.1969 and later, Bus 8.1969 until 7.1979 (except Microbus Deluxe 8 seater), Vanagon/T25, Type 3 9.1971 and later

111837595 • 111837595A

00519



Custom window winders (Per Pair)
Beetle 8.1967 and later, Karmann Ghia 8.1967 and later, Bus 8.1967 and later, Type 3 8.1967 and later

03719



Custom window winders (Per Pair)
Beetle until 7.1967, Karmann Ghia until 7.1966

03420



Window winders chromed with a black knob (Per Pair)
Beetle until 7.1966, Karmann Ghia until 9.1957

113837581C

00518



Window winders full black (Per Pair)
Beetle VW1200 8.1967 until 7.1974, VW1300, VW1500, 1302 and 1303 8.1969 until 7.1974, Karmann Ghia 8.1969 and later, Bus 8.1967 until 7.1974 (except Microbus Deluxe 8 seater), Microbus Deluxe 8 seater 8.1973 until 7.1974, T3 9.1971 and later

111837581H

03421



Window winders black with chrome (Per Pair)
Beetle VW1300 and VW1500 8.1967 until 7.1969, Karmann Ghia 8.1967 until 7.1969, Bus all models 8.1967 until 7.1969, Microbus Deluxe 8 seater 8.1969 until 7.1973, Type 3 8.1967 until 8.1971

113837581D

10775




Rollers door check rods kit
Karmann Ghia (both sides)



Group 837 : Door parts, Keys

10362



Window lift channels (Per Pair)
Karmann Ghia 1959 (VIN 2 395 181) and later

141837571A

07145



Window regulator clip (Per Pair)
Beetle sedan 8.1955 until 7.1964, convertible front side 1961 (VIN 4 096 526) until 7.1964 and rear side 8.1964 and later, Karmann Ghia sedan and convertible 1961 (VIN 4 180 146) and later, Type 3 all models

111837507

10333



Seal window lift channels (Per Pair)
Karmann Ghia 1959 (2 395 181) and later

141837565A

13440



Striker plate left
Karmann Ghia until 7.1963

143837295

13442

Geen afbeelding beschikbaar
No image available
Image non disponible



Striker plate left
Karmann Ghia 8.1971 and later

141837295C

13441



Striker plate right
Karmann Ghia until 7.1963

143837296

13443



Striker plate right
Karmann Ghia 8.1971 and later

141837296C

00350



Universal glue-in window scrapers (4 pieces)
Length: 820mm, Height: 17mm

05618




Spring behind door panel (Per Pair) for door release Beetle until 7.1966, Karmann Ghia until 7.1963, for window winder Beetle all models until 12.1977 (convertible only front), Beetle 1303 1.1978 and later (convertible only front), Karmann Ghia, Type 3

111837229C

Group 837 : Door parts, Keys

 24669



Chromed inner door handle left
Beetle convertible 8.1970 until 7.1973, Karmann Ghia 8.1970 and later, Bus 8.1968 until 7.1973 *

411837071

 24670



Chromed inner door handle right
Beetle convertible 8.1970 until 7.1973, Karmann Ghia 8.1970 and later, Bus 8.1968 until 7.1973 *

411837072

 04670



Chromed inner door handles (Per Pair)
Beetle sedan 8.1966 and later, convertible 8.1966 until 7.1970 and 8.1973 and later, Karmann Ghia 8.1966 until 7.1970, Type 3 8.1966 and later

113837019• 113837019B•
113837020• 113837020B

 06429



Chrome door handle kit with 1 key
Beetle 8.1967 and later, Karmann Ghia 8.1967 and later

113837205L• 311837205M

 00512



Chromed door pull locks with wooden knob (Per Pair)
Beetle 8.1966 and later, Karmann Ghia 8.1966 and later, Bus 8.1967 until 7.1968 and 8.1973 and later, Type 3 8.1966 and later

 00501



Chromed with wood trimmed window cranks (Per Pair)
Beetle 8.1967 and later, Karmann Ghia 8.1967 and later, Bus 8.1967 and later, Type 3 8.1967 and later

 04507



Wolfsburg Edition door pull locks (Per Pair)
Beetle 8.1966 and later, Karmann Ghia 8.1966 and later, Bus 8.1967 until 7.1968 and 8.1973 and later, Type 3 8.1966 and later

 04506



Wolfsburg Edition window winders chrome (Per Pair)
Beetle 8.1967 and later, Karmann Ghia 8.1967 and later, Bus 8.1967 and later, Type 3 8.1967 and later

 07121



Side window adjusting screws (Per Pair)
Beetle convertible 8.1964 and later, Karmann Ghia coupe and convertible 8.1963 and later

141837563



Group 837 : Door parts, Keys

06428



Black door handle kit with 1 key
Beetle 8.1967 and later,
Karmann Ghia 8.1967 and later

111837205H041

10992



Rear side window seals (Per Pair)
Karmann Ghia sedan 8.1971 and later

143845319• 143845320


10993



Rear side window seals (Per Pair)
Karmann Ghia sedan 8.1959 until 7.1971

143845321B• 143845322B

13321



Rear side window seals (Per Pair)
Karmann Ghia coupe until 7.1959

143845321A


10329



Rear window seal with molding groove
Karmann Ghia coupe until 1966 (VIN 146 530 702)

143845521B

10328



Rear window seal with molding groove
Karmann Ghia coupe 1966 (VIN 146 530 703) and later


143845521C

845

Window glass,
Seals

Group 845 : Window glass, Seals


10327



Rear window seal
Karmann Ghia convertible
1968 (VIN 149 431 008) and
later

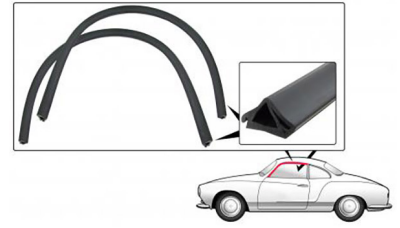
141845521

10305



Cal-look window seal kit
Karmann Ghia sedan

10764



Door seal atop door glass
(Per Pair)
Karmann Ghia until 1965 (VIN
145 904 319) coupe

143845211

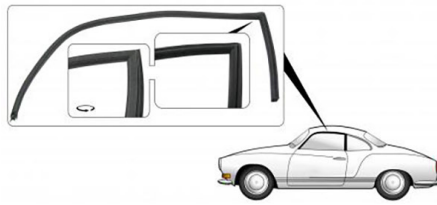
10765



Door seal atop door glass
(Per Pair)
Karmann Ghia 1965 (VIN 145
904 320) until 7.1971 coupe

143845211A

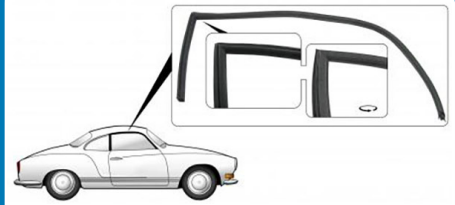
10766



Door seal around door glass
left
Karmann Ghia coupe 8.1971
and later

143845211B

10767



Door seal around door glass
right
Karmann Ghia coupe 8.1971
and later

143845212B

18991



Door window clear glass left
Karmann Ghia coupe 8.1959
and later

143845201C • 143845201D

18995



Door window clear glass left
Karmann Ghia convertible
1959 (VIN 2 395 181) and
later

141845201B

18992



Door window clear glass
right
Karmann Ghia coupe 8.1959
and later

143845202C • 143845202D



Group 845 : Window glass, Seals

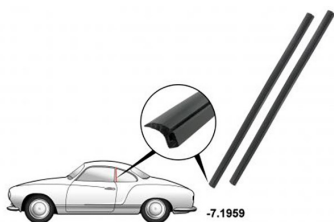
 18996



Door window clear glass
right
Karmann Ghia convertible
1959 (VIN 2 395 181) and
later

141845202B

 10995



Quarter Window Hinge
Sleeve Rubber (Per Pair)
Karmann Ghia coupe until
7.1959 non pop-out front
upright seal, 8.1971 and later
pop-out hinge seal

143847327A

 18985



Heated rear window clear
glass
Karmann Ghia coupe

143845501B

 18980



Front window standard
Karmann Ghia


143845101C

 18981



Windscreen tinted green
Karmann Ghia


 10315



Front window seal with
molding groove
Karmann Ghia 1966 (VIN 146
530 703) and later

143845121C

 10316



Front window seal with
molding groove
Karmann Ghia until 1966 (VIN
146 530 702)

143845121

Group 847 : Safari, pop-out, rear side windows

847

Safari, pop-out, rear side windows

 10994



Quarter Window Hinge
Sleeve Rubber (Per Pair)
Karmann Ghia 8.1959 until
7.1971 coupe

143847327

 10990



Quarter pillar upper seal (Per
Pair)
Karmann Ghia coupe 8.1959
until 7.1971

143847347

 03341



Pop out latch thru glass seals
left and right (4-part)
Beetle 8.1964 and later,
Karmann Ghia 8.1959
and later, Type 3 notch/
squareback

113847205/207

 03340



Pop-out latch knob (each)
Beetle 8.1964 and later,
Karmann Ghia 8.1959 and
later, Type 3

311847245

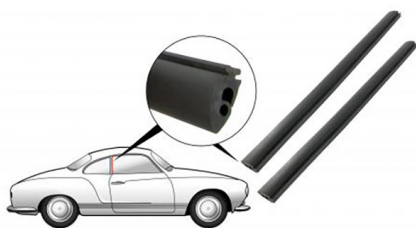
 03342



Pop out latch mounting pins
(Per Pair)
Beetle 8.1964 and later,
Karmann Ghia 1963 and
later, Type 3 Notchback and
Squareback

311847229

 10740



Seal between door window
glass and window pillar (Per
Pair)
Karmann Ghia coupe until
7.1959

143847341

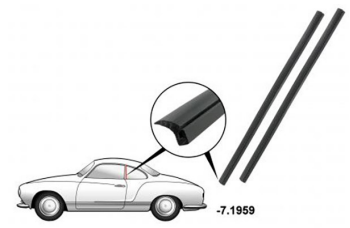
 10741



Seal between door window
glass and window pillar (Per
Pair)
Karmann Ghia coupe 8.1959
until 7.1971

143847341A

 10995



Quarter Window Hinge
Sleeve Rubber (Per Pair)
Karmann Ghia coupe until
7.1959 non pop-out front
upright seal, 8.1971 and later
pop-out hinge seal

143847327A



Group 847 : Safari, pop-out, rear side windows

10360



Quarter window (pop-out) hinges (4 pieces)
Karmann Ghia sedan 8.1971 and later

143847319A

10359



Quarter window (pop-out) hinges (6 pieces)
Karmann Ghia 8.1959 until 7.1971 sedan

143847319

10318



Rear window seal molding (2-part)
Karmann Ghia coupe 1966 (VIN 146 530 703) and later

143853355A • 143853356A

11000



Rear side window roof seal molding left
Karmann Ghia coupe 8.1959 until 7.1971

143853347A

11001



Rear side window roof seal molding right
Karmann Ghia coupe 8.1959 until 7.1971

143853348A

01169



Cover plug 20 mm semi-translucent (4 pieces)
various applications for Beetle, Karmann Ghia

111831449

00716



Cover plug 20 mm black (4 pieces)
various applications for Beetle, Karmann Ghia

111831449A

853

Molding, Emblem,
Body accessories

Group 853 : Molding, Emblem, Body accessories

10423



Aluminum vent trim engine lid (organ pipes)
Karmann Ghia

10771



B-pillar sealing rubber (Per Pair)
Karmann Ghia convertible

10991



B-pillar intermediate rail lower seal (Per Pair)
Karmann Ghia coupe 8.1959 until 7.1971

141853367A • 141853368A

143853367 • 143853368

10459



Car cover for indoor and outdoor use
Karmann Ghia

10959



Chrome roof gutter trim (Per Pair)
Karmann Ghia sedan 8.1965 and later

17154




Dash emblem "Karmann Ghia" manuscript
Karmann Ghia 8.1966 and later

143853421 • 143853422


141853911

10998



Door window roof seal molding left
Karmann Ghia coupe until 7.1971

10999



Door window roof seal molding right
Karmann Ghia coupe until 7.1971

17052



Molding clips side windows (10 pieces)
Karmann Ghia until 7.1971

143853337A

143853338A

141853335



Group 853 : Molding, Emblem, Body accessories

 17073



Door scraper molding clips (8 pieces)
Karmann Ghia 8.1971 and later

141853335A

 10505



Door sill covers (Per Pair)
Karmann Ghia 8.1964 until

141853373C

 10504



Door sill covers including hardware (Per Pair)
Karmann Ghia until 7.1964

141853373

 00445

Hotrod 

HOTROD emblem

 00444

Streetmachine 

STREETMACHINE emblem

 00728



Emblem clips (5 pieces)
Beetle 1.1961 and later hood, side all years convertible, Karmann Ghia side, Type 3 hood, Thing hood

113853615

 00075



Emblem clips rear lid (3 pieces)
Beetle 8.1964 and later, Karmann Ghia 8.1966 and later, Vanagon/T25 only for emblem #70440

111853695 • 171853939

 17151



Firm emblem "Karmann" (right front panel)
Karmann Ghia 8.1959 and later

141853901A

 10400



Polished stainless steel engine lid luggage rack
Karmann Ghia

Group 853 : Molding, Emblem, Body accessories

00436



Enameled Wolfsburg emblem (each)
replacement for hubcap #2561, #2562 and #2563

00479



License plate mounting kit
Beetle USA models until 7.1967, Karmann Ghia USA models until 7.1971, Bus USA models until 7.1967

01168



License plate mounting set
Beetle, Karmann Ghia, Bus, Type 3, Thing

00281



EMPI license plate holder only for USA license plate

04168



License plate bracket front
Beetle 8.1967 and later (1200 8.1973 and later), Karmann Ghia 8.1971 and later, Bus 8.1972 and later, Type 3 8.1969 and later, Thing

04307



License plate edge white vinyl (each)
27.5 X 19.5 cm licence plates

04308




License plate edge white vinyl (each)
44.5 X 10.5 cm licence plates

00413



Engine lid emblem "Volkswagen"
Beetle 8.1967 and later, Karmann Ghia 8.1966 and later

17152



Engine lid emblem "Karmann Ghia" manuscript
Karmann Ghia 8.1962 and later

113853687K

343853905



Group 853 : Molding, Emblem, Body accessories

10441



Nose emblem base
Karmann Ghia 1962
(chassisnr 4 764 156) and
later

141853613

10442



Nose emblem base seal
Karmann Ghia

05559



Ra-Bambus storage tray
name plate

10997



Rubber seal between roof
and molding (Per Pair)
Karmann Ghia coupe 8.1959
until 7.1971

343853343

10751



Seals between body and vent
grills (Per Pair)
Karmann Ghia 8.1959 and
later

141853657A

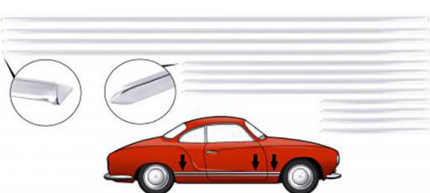
10404



Molding clips (52 pieces)
Karmann Ghia, +
replacement clips for beetle
dash moldings #3366

141853547B


10402



Molding kit (12-part)
Karmann Ghia until 7.1959

143853515A• 143853516A• 143853517A• 143853518A•
143853525• 143853526• 143853527• 143853528•
143853535A• 143853536A• 143853537A• 143853538A

10403



Molding kit (12-part)
Karmann Ghia 8.1959 and
later

143853515A• 143853515B• 143853516A• 143853516B• 143853517A•
143853517B• 143853518A• 143853518B• 143853519• 141853525B•
141853525C• 141853526B• 143853527• 141853527B• 141853527C•
141853528B• 143853535A• 143853535B• 143853536A• 143853536B•
143853537A• 143853537B• 143853538A• 143853538B

10319




Window rubber molding clip
(each)
Karmann Ghia 1966 (VIN 146
530 703) and later

143853309B

Group 853 : Molding, Emblem, Body accessories

10489



Vent grill front left
Karmann Ghia 8.1959 and later

141853651A

10490



Vent grill front right
Karmann Ghia 8.1959 and later

141853652A

04300



Chromed aluminum license plate holder
Licence plate dimensions,
Length: 445mm, Width:
105mm

04302




Chromed aluminum license plate holder
Licence plate dimensions,
Length: 520mm, Width:
110mm

04305



Chromed aluminum license plate holder
Licence plate dimensions,
Length: 275mm, Width:
195mm

04306



Chromed aluminum license plate holder
Licence plate dimensions,
Length: 340mm, Width:
210mm

00410



Volkswagen manuscript emblem
universal emblem

10321



Front window seal molding
(2-part)
Karmann Ghia 1966 (VIN 146
530 703) and later

143853305A • 143853306A



Group 857 : Dashboard, Sun visor, Safety belt, Mirror

857

Dashboard, Sun visor, Safety belt, Mirror

00568



5 panel custom interior mirror

01169



Cover plug 20 mm semi translucent (4 pieces) various applications for Beetle, Karmann Ghia

111831449

00716



Cover plug 20 mm black (4 pieces) various applications for Beetle, Karmann Ghia

111831449A

04663



Billet choke, light switch or ashtray knob (each) Beetle 10.1952 until 7.1966, Karmann Ghia until 9.1957, Bus until 7.1966, Type 3 8.1963 until 7.1965

17568



Interior mirror with anti-glare lever Karmann Ghia 8.1967 and later sedan and convertible/ LHD and RHD

141947131

07569



Interior mirror mounting base white Beetle 8.1967 and later convertible, Karmann Ghia 8.1967 and later coupe and convertible

151947133

00467



Baby turbo exterior mirror (each)


00349



Bullet exterior mirror chrome (each)

Group 857 : Dashboard, Sun visor, Safety belt, Mirror

10385



Exterior mirror polished stainless steel left
Karmann Ghia 8.1965 and later

141857501


10460



Exterior mirror polished stainless steel left or right
Karmann Ghia until 7.1965

141857513A

10386



Exterior mirror polished stainless steel right
Karmann Ghia 8.1965 and later

141857502

10470



Exterior mirror mount (3-part)
Beetle convertible export models LHD until 7.1967 (M124), Karmann Ghia 8.1965 and later

141857539A • 141857535 • 141857537

10474



Exterior mirror mounting nut (each)
Beetle convertible export models LHD until 7.1967 (M124), Karmann Ghia 8.1965 and later

141857535

10471



Exterior mirror base plastic seal (each)
Karmann Ghia until 7.1965

141857539


10472



Exterior mirror base plastic seal (each)
Beetle convertible export models LHD until 7.1967 (M124), Karmann Ghia 8.1965 and later

141857539A

04656



Choke, light switch or ashtray knob ivory (each)
Beetle 10.1952 until 7.1966, Karmann Ghia until 9.1957, Bus until 7.1966, Type 3 8.1963 until 7.1965

113941541

04655



Choke, light switch or ashtray knob silver beige (each)
Beetle 10.1952 until 7.1966, Karmann Ghia until 9.1957, Bus until 7.1966, Type 3 8.1963 until 7.1965

113941541



Group 857 : Dashboard, Sun visor, Safety belt, Mirror

04654



Choke, light switch or ashtray knob black (each)
Beetle 10.1952 until 7.1966,
Karmann Ghia until 9.1957,
Bus until 7.1966, Type 3
8.1963 until 7.1965

111941541


12670



Dash top
Karmann Ghia until 7.1967 all
models LHD, Karmann Ghia
8.1967 until 1970 (VIN 141
2014 608) models without
dash kick pads LHD

141857681A

12671



Dash top
Karmann Ghia 8.1967 until
1970 (VIN 141 2014 608) only
models with dash kick pads
LHD

141857681C

12672



Dash top
Karmann Ghia 1970 (140
2014 609) until 7.1971 LHD

141857681D

12673



Dash top
Karmann Ghia 8.1971 and
later LHD

141857681E

14058



Dash grab handle black
Karmann Ghia LHD until 1970
(VIN 141 2014 608), RHD until
7.1971

141857643A041

00515



Glove box lock with keys
Beetle VW 1200, VW 1300, VW
1500, 1302 8.1967 and later,
1303 until 7.1973, Karmann Ghia
8.1967 and later, Bus 8.1971 until
7.1979, Type 3 8.1967 and later

133857131 • 113857131

12669



Lower dash kick pads (2-part)
Karmann Ghia 8.1967 until
7.1971 (LHD)

141857061A • 141857062A

12674



Lower dash kick pads (2-part)
Karmann Ghia 8.1971 and
later (LHD)

141857061B • 141857062B •
141857683 • 141857685

Group 857 : Dashboard, Sun visor, Safety belt, Mirror


04549



Dashboard radio cover
Beetle all models 8.1957 until
7.1967 and VW1200, VW1300,
VW1500 and 1302 8.1967 and
later, Karmann Ghia 8.1965 until
7.1966, Bus 8.1966 until 7.1967

111857233A


12675



Dashboard face including
glove box wood grain
Karmann Ghia 8.1966 until
7.1967 (LHD)

141857071


12676



Dashboard face including
glove box wood grain
Karmann Ghia 8.1967 until
7.1971 (LHD)

141857071A

12677



Dashboard face including
glove box wood grain
Karmann Ghia 8.1971 and
later (LHD)

141857071B

12678



Dashboard face including
glove box black
Karmann Ghia 8.1967 until
7.1971 (LHD)

141857071A

12679



Dashboard face including
glove box black
Karmann Ghia 8.1971 and
later (LHD)

141857071B

00526



Glove box lock with keys
Beetle sedan 10.1952 until
7.1967, Karmann Ghia sedan
until 7.1967, Type 3 1963 (VIN
174 773) until 7.1967

09715



EMPI style dash knob
Beetle 10.1952 until 7.1967,
Karmann Ghia until 7.1967,
Type 3 until 7.1967

111000120

10516



Glove box plastic
Karmann Ghia (LHD)

141857101C



Group 857 : Dashboard, Sun visor, Safety belt, Mirror

00743



Glove box lock without keys
Beetle sedan 10.1952 until
7.1967, Karmann Ghia sedan
until 7.1967, Type 3 1963 (VIN
174 773) until 7.1967

111857131

09697



Glove box finger pull lever
chromed stainless steel
Beetle 10.1952 until 7.1967,
Karmann Ghia until 7.1967,
Type 3 until 7.1967

03069



Lap seat belt black (each)
Beetle 8.1964 and later,
Karmann Ghia 8.1964 and
later, Bus 8.1966 and later,
Type 3 6.1964 and later, Thing

03080



Lap seat belt with Wolfsburg
emblem beige (Per Pair)
Beetle 8.1964 and later,
Karmann Ghia 8.1964 and
later, Bus 8.1966 and later,
Type 3 6.1964 and later, Thing

03081



Lap seat belt with Wolfsburg
emblem grey (Per Pair)
Beetle 8.1964 and later,
Karmann Ghia 8.1964 and
later, Bus 8.1966 and later,
Type 3 6.1964 and later, Thing

03082



Lap seat belt with Wolfsburg
emblem red (Per Pair)
Beetle 8.1964 and later,
Karmann Ghia 8.1964 and
later, Bus 8.1966 and later,
Type 3 6.1964 and later, Thing

03079



Lap seat belt with Wolfsburg
emblem black (Per Pair)
Beetle 8.1964 and later,
Karmann Ghia 8.1964 and
later, Bus 8.1966 and later,
Type 3 6.1964 and later, Thing

04156



Knob (each)
fresh air controls Beetle 1200, 1300, 1500,
1302 8.1967 and later (models without dash
cover), Beetle 1303, Karmann Ghia 8.1971 and
later, Type 3 8.1967 and later, glove box Beetle
1200, 1300, 1500, 1302 8.1967 and later, Beetle
1303 until 7.1973, Karmann Ghia 8.1967 and
later, Bus 8.1967 until 7.1979, Type 3 8.1967 and
later, airco Vanagon/T25 8.1983 until 7.1984

113819661F • 113819661C

10232



Speaker grill
Karmann Ghia until 1963 (VIN
5 790 681)

141857215

Group 857 : Dashboard, Sun visor, Safety belt, Mirror

03076



Retractable 3-point seat belt beige (each)

Beetle 8.1964 and later (use also #3074), Karmann Ghia 8.1964 and later, Bus 8.1966 until 7.1967, 8.1967 until 7.1979 (use also #23072 or #23073), 8.1979 and later, Type 3 6.1964 and later, Thing all years

03073



Retractable 3-point seat belt grey (each)

Beetle 8.1964 and later (use also #3074), Karmann Ghia 8.1964 and later, Bus 8.1966 until 7.1967, 8.1967 until 7.1979 (use also #23072 or #23073), 8.1979 and later, Type 3 6.1964 and later, Thing all years

03072



Retractable 3-point seat belt red (each)

Beetle 8.1964 and later (use also #3074), Karmann Ghia 8.1964 and later, Bus 8.1966 until 7.1967, 8.1967 until 7.1979 (use also #23072 or #23073), 8.1979 and later, Type 3 6.1964 and later, Thing all years

00573



Retractable 3-point seat belt black (each)

Beetle 8.1964 and later (use also #3074), Karmann Ghia 8.1964 and later, Bus 8.1966 until 7.1967, 8.1967 until 7.1979 (use also #23072 or #23073), 8.1979 and later, Type 3 6.1964 and later, Thing all years

03071



Static 3-point seat belt black (each)

Beetle 8.1964 and later, Karmann Ghia 8.1964 and later, Bus 8.1966 and later, Type 3 6.1964 and later, Thing

03065



Static 3-point seat belt cover, upper side (Per Pair)

Beetle until 1971, Karmann Ghia until 1971, Type 3 until 1972

111857719C

03085



Seat belt retractor (2 point belts) (each)

111857727

03084



Seat belt adapter plugs (Per Pair)

Beetle 8.1961 until 7.1964, Karmann Ghia 8.1961 until 7.1964, Bus 8.1963 until 7.1966, Type 3 until 5.1964

04573

Geen afbeelding beschikbaar
No image available
Image non disponible



Seat belt extender (each)
Minimum extension: 11 cm,
Maximum extension: 44 cm



Group 857 : Dashboard, Sun visor, Safety belt, Mirror

 23074



Seat belt bracket mounting nuts (Per Pair)

Thread size: 7/16 UNF,
Thickness: 9.47mm, Wrench size: 11/16

 10473



Chromed exterior mirror escutcheon (each)

Beetle convertible export models LHD until 7.1967 (M124), Karmann Ghia 8.1965 and later

 00235



Sun visor clips cloud white (Per Pair)

Beetle 8.1964 until 1966 (VIN 117 408 150), Karmann Ghia 8.1964 until 7.1967, Bus 8.1967 until 7.1979

141857537

111857561581

 00237



Sun visor clips cloud white (Per Pair)

Beetle 1966 (VIN 117 408 151) and later, Karmann Ghia 8.1967 and later, Type 3 1966 (VIN 317 080 001) and later

111857561B • 111857562A •
133857561 • 133857562

 00236



Sun visor clips black (Per Pair)

Beetle 8.1964 until 1966 (VIN 117 408 150), Karmann Ghia 8.1964 until 7.1967, Bus 8.1967 until 7.1979

 00238



Sun visor clips zwart (Per Pair)

Beetle 1966 (VIN 117 408 151) and later, Karmann Ghia 8.1967 and later, Type 3 1966 (VIN 317 080 001) and later

 10552



Sun visors white with mirror (Per Pair)

Karmann Ghia until 7.1964


 10554



Sun visors white with mirror (Per Pair)

Karmann Ghia 8.1964 and later

 10556



Sun visors white without mirror (Per Pair)

Karmann Ghia until 7.1964

Group 857 : Dashboard, Sun visor, Safety belt, Mirror

10558



Sun visors white without mirror (Per Pair)
Karmann Ghia 8.1964 and later

10555



Sun visors black with mirror (Per Pair)
Karmann Ghia 8.1964 and later

10559



Sun visors black without mirror (Per Pair)
Karmann Ghia 8.1964 and later

863

Carpet, Luggage compartment upholstery

50610



Sound absorber self-adhesive
250 x 450 x 2.4 mm (each)
Beetle, Karmann Ghia,
Vanagon/T25, Type 3, used
on several places

323863950 • 111837807A •
111837807C

10571



Wiring protection cover
(trunk)
Karmann Ghia

141863515C

10538



Loop pile interior carpet kit
black (20-part)
Karmann Ghia coupe until
7.1968

10539



Loop pile interior carpet kit
black (20-part)
Karmann Ghia coupe 8.1968
and later

10540



Loop pile interior carpet kit
black (20-part)
Karmann Ghia convertible
8.1968 and later



Group 863 : Carpet, Luggage compartment upholstery

 10545



Loop pile trunk carpet in one piece black
Karmann Ghia 8.1967 and later

 05708



Handbrake boot blue
Beetle 8.1967 and later all models, Karmann Ghia 8.1967 and later, Type 3 8.1967 and later, Thing

 04710



Handbrake boot grey
Beetle export models and convertible 8.1957 until 7.1964, Karmann Ghia until 7.1962

113863341B

 00707



Handbrake boot black
Beetle 8.1957 until 7.1964 export models only, Karmann Ghia until 7.1962

 00708



Handbrake boot black
Beetle 8.1967 and later all models, Karmann Ghia 8.1967 and later, Type 3 8.1967 and later, Thing

 10579



Trunk liner cardboard
Karmann Ghia until 7.1960

113863341B

311711461

141863509A

 10580



Trunk liner cardboard
Karmann Ghia 8.1960 until 7.1967

 10581



Trunk liner cardboard
Karmann Ghia 8.1967 and later

 00580



Black carpeted tire cover 15 inch
Beetle 1200-1300-1500, Karmann Ghia, Type 3

141863509B

141863509E

Group 867 : Door trim, Sidewall upholstery, Armrest, Headlining

867

Door trim, Sidewall upholstery, Armrest, Headlining

00585



Armrest/Door pull grab handle (Per Pair)
Beetle 8.1968 until 7.1972, Karmann Ghia 8.1968 until 7.1972, Type 3 1968 (VIN 318 149 519) until 7.1972

111867171C • 113867185C

00586



Armrest/Door pull grab handle (Per Pair)
Beetle VW1300,1302 and 1303 8.1972 and later, VW1200 8.1973 and later, Karmann Ghia 8.1972 and later, Type 3 8.1972 and later

113867171F


01189



Armrest mounting plugs (spread nut) (4 pieces)
Beetle 8.1972 and later, Karmann Ghia 8.1972 and later, Bus 1975 until 7.1979, Type 3 1972 and later

803867199

00409



Trim panel clips (50 pieces)
Beetle VW 1300, VW 1500, 1302 and 1303 all years, VW 1200 until 7.1974 and 1.1978 and later, Karmann Ghia rear panels, Type 3 all years

N0143893 • N143893

16409



Trim panel clips (15 pieces)
Beetle sunroof, 1200 1.1978 until 12.1985 rear, Karmann Ghia front, Bus until 7.1967 roof

N0143761 • N143761

09919



Damping felt headliner and seat pads (80 x 120 cm)
Beetle, Karmann Ghia, Bus, Type 3

12680



Door top cover black (Per Pair)
Karmann Ghia 8.1971 and later

143867121

10550



Door and rear panels black vinyl (4-part)
Karmann Ghia until 7.1963




Group 867 : Door trim, Sidewall upholstery, Armrest, Headlining

10551



Door and rear panels black vinyl (4-part)
Karmann Ghia 8.1963 and later

02906



Headliner Bows (3.95 x 1220 mm) (6 pieces)
Beetle, Karmann Ghia

12901



Headliner perforated vinyl, Off White
Karmann Ghia sedan (4 bows)

113867549C

17102



Hinge cover white (Per Pair)
Karmann Ghia convertible 1968 (VIN 149 431 008) and later

17103



Hinge cover black (Per Pair)
Karmann Ghia convertible 1968 (VIN 149 431 008) and later

12681



Quarter top cover black (Per Pair)
Karmann Ghia 8.1971 and later (sedan)

141867035

143867123

871

Convertible top, mechanism

17130



Rear window lock hook
Karmann Ghia convertible 1968 (VIN 149 431 008) and later

17131




Rear window assembly seal kit
Karmann Ghia convertible 1968 (VIN 149 431 008) and later

141871321

141871327 • 141871311 •
141871315 • 141871323

Group 871 : Convertible top, mechanism

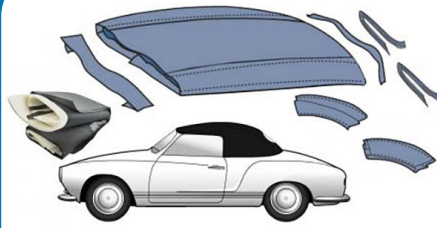
10327



Rear window seal
Karmann Ghia convertible
1968 (VIN 149 431 008) and
later

141845521

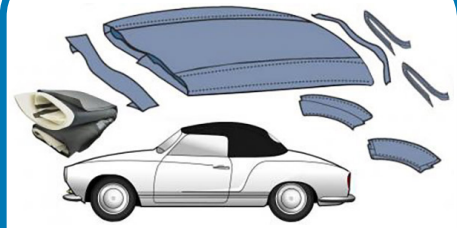
19050



Convertible padding kit
Karmann Ghia until 1968 (VIN
149 431 007)

141871057A


19052



Convertible padding kit
Karmann Ghia 1968 (VIN 149
431 008) and later

141871157B

19150



Top cover canvas black (use
original glass)
Karmann Ghia 1968 (VIN 147
431 008) and later

141871035F

07136



Convertible top snap catch
hook (each)
Beetle until 1960 (VIN 3 063
540) convertible, Karmann
Ghia convertible

141871903

07129



Convertible top catches (Per
Pair)
Beetle until 1960 (3 063 540),
Karmann Ghia until 7.1971

151871391 • 151871392 •
141871901 • 141871902

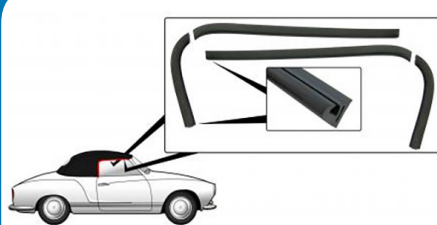
07090



Convertible top alignment
pin sleeves (Per Pair)
Beetle convertible 8.1967
until 7.1972, Karmann Ghia
convertible 1968 (VIN 149
431 008) and later

151871373A

10761



Door seal around door glass
left and right (4-part)
Karmann Ghia convertible

141871925A

03169



Press Fasteners with screws
(set)

Group 871 : Convertible top, mechanism

19162



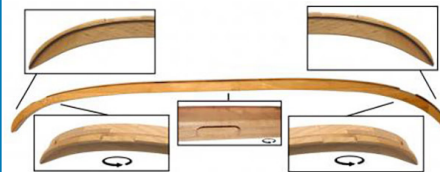
Headliner crush vinyl, Off White
Karmann Ghia 8.1964 until 11.1968 convertible

19166



Headliner crush vinyl, off White
Karmann Ghia 12.1968 and later convertible

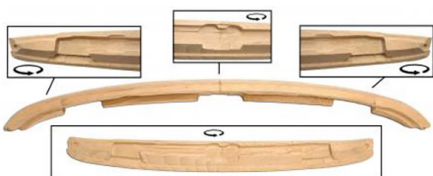
19015



Wooden mid bow
Karmann Ghia convertible until 1968 (VIN 149 431 007)

141871871A


19017



Wooden front bow
Karmann Ghia convertible until 1968 (VIN 149 431 007)

141871503

19018



Wooden front bow
Karmann Ghia convertible 1968 (VIN 149 431 008) and later

141871503A

17128



Top mechanism lower guide bar bushings (Per Pair)
Karmann Ghia convertible

141871829

17129



Top locking handle
Karmann Ghia convertible until 1968 (VIN 149 431 007)

141871587

19035



Top boot black canvas
Karmann Ghia convertible 1968 (VIN 149 431 008) and later

141871041E041

07130



Top lock latch with hook (each)
Beetle convertible 8.1967 and later, Karmann Ghia convertible 1968 (VIN 149 431 008) and later

151871383C• 155871384D•
151871375• 155871401• 155571511

Group 871 : Convertible top, mechanism

 10768



Seal between door glass and window pillar (Per Pair)
Karmann Ghia convertible

141871923/924

 07000



Seal top to front window frame
Beetle convertible until 7.1967, Karmann Ghia convertible 1959 (VIN 2 257 980) until 7.1971

151871349A

 17003



Seal top to front window frame
Karmann Ghia convertible 8.1971 and later

141871609

 07135



Stainless steel convertible top alignment pins (Per Pair)
Beetle convertible 8.1967 until 7.1972, Karmann Ghia convertible 1968 (VIN 149 431 008) and later

141871371

 19007



Tensioning wire rear top base
Karmann Ghia convertible 1967 (VIN 147 610 910) and later

141871957

 19008



Tension cable center (around window)
Karmann Ghia convertible 1968 (VIN 149 431 008) and later

141871959

 10237



Chromed convertible latch catch with sunvisor mount left
Karmann Ghia convertible 8.1971 and later

141871385A

 10238



Chromed convertible latch catch with sunvisor mount left
Karmann Ghia convertible 8.1971 and later

141871386A

 18985



Heated rear window clear glass
Karmann Ghia coupe

143845501B

Group 871 : Convertible top, mechanism


19009



Tension cable springs (Per Pair)
Karmann Ghia convertible

141871953

09006



Side tension cables for both sides
Beetle convertible, Karmann Ghia convertible

151871955 • 155871971A

881

Front seats,
Padding,
Upholstery

09919



Damping felt headliner and seat pads (80 x 120 cm)
Beetle, Karmann Ghia, Bus, Type 3

03115



Poly high back seat (each)

03116




Seat cover (each)
for the Poly high back seat
#3115

03173



Hog ring fasteners (100 pieces) including plier for fastening seat upholstery

03111



Seat and bench frame upholstery welding tabs (10 pieces)

Group 881 : Front seats, Padding, Upholstery

03171



Seat knob guide kit (each)
Beetle 1966 (VIN 117 425 908) until 7.1971, Karmann Ghia 8.1967 and later

113898633C • 113881633C • 311881247 • 113881607

03102



Seat rails and back rest adjusting knob silver beige (Per Pair)
Beetle seat rails: export models, VW1300, VW1500, 1302 and 1303 until 7.1972, standard models and VW1200 8.1965 until 7.1972, back rest: 8.1972 until 7.1975, Karmann Ghia all, Bus until 7.1979, Type 3 1972 (VIN 312 2133 001) and later, Thing all

111881251466

03101



Seat rails or back rest adjusting knob black (Per Pair)
Back rest Beetle 8.1972 until 7.1975, Seat rails Beetle, export models, VW1300, VW1500, 1302 and 1303 until 7.1972, standard models and VW1200 8.1965 until 7.1972, Karmann Ghia all years, Bus until 7.1979, Type 3 1972 (VIN 312 2133 001) and later, Thing all years

113881251C • 111881251B043

03110



Universal seat frame (each)

885

Rear seat padding,
Fixing material

10975



Rear seat mounting strap silver/beige (each)
Karmann Ghia until 7.1965

141885585

10974



Rear seat mounting strap black (each)
Karmann Ghia 8.1965 until 7.1967

141885585



Group 885 : Rear seat padding, Fixing material

10971



Rear seat back holder (Per Pair)
Karmann Ghia (convertible)
1968 (VIN 149 431 008) and later

141885563A

10973



Rear seat back retaining clasp (Per Pair)
Karmann Ghia (convertible)
1968 (VIN 149 431 008) and later

141885589A

10970



Rear seat back holder (each)
Karmann Ghia 8.1967 and later (coupe)

143885563

10972



Rear seat back retaining clasp
Karmann Ghia (coupe) 8.1967 and later

143885589

09919



Damping felt headliner and seat pads (80 x 120 cm)
Beetle, Karmann Ghia, Bus, Type 3

03111



Seat and bench frame upholstery welding tabs (10 pieces)

897


Origin plates

09683



Origin plate S (Sweden)

709541



Origin plate B (Belgium)

Group 897 : Origin plates

709621




Origin plates for Germany
Duitsland

709162



Origin plates for Finland

709581



Origin plates for France
Frankrijk

709501



Origin plates for the Netherlands
Nederland

709684




Origin plates for Norway
Noorwegen

09495



Origin plate bumper bracket
Beetle until 7.1967 USA
models, Karmann Ghia until
7.1971 USA models, Bus until
7.1967 USA models

13345



Rear window blind
Karmann Ghia

09881



Car dehumidifier with
saturation indicator

898

Interior accessories



Group 898 : Interior accessories

01011



Flower vase classic

00698



Electric fan for cold and warm air
#NAME?

01167



Storage basket with cupholders chrome
Beetle, Karmann Ghia, Type 3, Thing

01165



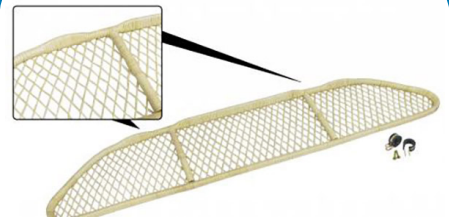
Storage basket with cupholders white
Beetle, Karmann Ghia, Type 3, Thing

01166



Storage basket with cupholders black
Beetle, Karmann Ghia, Type 3, Thing

10956



Under dash storage tray (bamboo)
Karmann Ghia

10957



Under dash storage tray plastic (Ra-Bambus)
Karmann Ghia

01190



Center console
Beetle 8.1964 and later,
Karmann Ghia 8.1964 and later, Type 3, Thing

Group 899 : Chassis and body mounting parts

899

Chassis and body mounting parts

05309



Rear body to chassis distance spacers (Per Pair)
Beetle 8.1971 and later,
Karmann Ghia 8.1971 and later

111799127

00308



Upper shock pad for body mounting on the front axle (pair)
Beetle 8.1960 and later (except 1302 and 1303), Karmann Ghia 8.1960 and later, Thing

111899123A

08060



Chassis-en bumper bracket cover bolts (22 pieces)
Chassis on body mounting for Beetle, Karmann Ghia, Type 3, Thing, Front bumper bracket cover for Karmann Ghia until 7.1971 with overrider tubes

111899145

00564



Seal body to chassis A-quality
Beetle, Karmann Ghia, Type 3, Thing

1137986151

08061



Chassis bolt retainers (22 pieces)
Beetle, Karmann Ghia, Type 3, Thing

311899131

00243



Underlay plate for body mounting on the front axle (Per Pair)
Beetle (except 1302 and 1303), Karmann Ghia, Thing

111899111

00309



Lower shock pad for body mounting on the front axle (pair)
Beetle 8.1960 and later (except 1302 and 1303), Karmann Ghia 8.1960 and later, Thing

111899115A

00239



Rubber pad body mounting to chassis at the height of the rear seat (Per Pair)
Beetle sedan 1.1960 until 7.1966, convertible 1.1960 and later, Karmann Ghia sedan 1.1960 until 7.1966, convertible 1.1960 and later

111899117B



Group 899 : Chassis and body mounting parts

 00244



Shock pad body mounting
at the height of the rear seat
(Per Pair)

Beetle until 12.1959,
Karmann Ghia until 12.1959

111899117



Electricity

Group 9



Group 903 : Dynamo and alternator

903

Dynamo and alternator

 01559



Dynamo and alternator woodruff key (Per Pair)
Type-1 engines, Type-3 engines

N0127051 • N127051

 01939



Generator inspection cover
Type-1 engines with Ø 105mm generators

111903531

 01963



Generator/alternator bearing (each)

Type-1 engine generator front/rear, alternator rear,
Type-3 engine generator front/rear

111903221A

 01942



Alternator/generator V-belt toothed
Type-1 engines with 146mm power pulley

055903137G

 01943



Generator/alternator V-belt toothed
Type-1 engines with 177mm pulley

111903137E

 03941



Generator V-belt toothed A-quality
Type-1 engines with 170mm pulley (except 25hp)

111903137D

 01941



Generator V-belt toothed B-quality
Type-1 engines with 170mm pulley (except 25hp)

111903137D

 21941



Generator/alternator V-belt
Type-1 engines with 177mm pulley

111903137E

Group 903 : Dynamo and alternator

01951



Generator, alternator, seat belt- and oil pressure switch terminal boots (Per Pair)
Generator terminals Beetle 8.1970 and later, Karmann Ghia 8.1970 and later, Type 3, Alternator terminal Bus 8.1967 until 7.1979* and 8.1987 and later, Safety belt warning switch Beetle, Karmann Ghia, Type 3, Oil pressure switch Type 3 with injection engine

113971901A

01936



Alternator/generator shims
(10 pieces)

111903131A

01920



Alternator or generator pulley chrome
Type-1 engines with a 6 or 12V 105mm generator or alternator

02092



Generator pulley galvanized
Type-1 engines 8.1960 and later with a 6 or 12V 90mm generator

113903109• 042903109A

03934



Dynamo/Alternator pulley mounting kit
8.1955 and later

211903183• 111903181

02093



Alternator or generator pulley black
Type-1 engines with a 6 or 12V 105mm generator or alternator

131903109• 043903109

03920



Generator pulley black
Type-1 engine 30hp 1956 (engine number 1 311 073) until 7.1960

111903109C

02083



Galvanized alternator or generator stock style strap
Type-1 engines with an alternator or a 105mm generator

113901141B

01978




Generator
Beetle, Karmann Ghia, Bus until 7.1968, Thing (only civilian)

113903031P• 113903031PX• 113903031GX



Group 903 : Dynamo and alternator

01959



Brushes generator 6V/12V
(Per Pair)
Ø 90mm generators, Type-1
engines, Type-3 engines

111903515AK

01960



Brushes generator 6V/12V
(Per Pair)
Ø 105mm generators, Type-1
engines, Type-3 engines

111903515E

01966



Serpentine belt
replacement for kit #1968

01968



Serpentine belt pulley system
Type-1 engines 8.1960 and
later (except 30hp)

01933



Stainless steel alternator/
generator T-bolt strap
Type-1 engines with an
alternator or a 105mm
generator

01955



Voltage regulator 12V
(generator)
Type-1 engines, Type-3
engines

113903803E

01954



6V voltage regulator for Ø
105 mm generators
Beetle, Karmann Ghia

111903801D

01950



6V voltage regulator for Ø 90
mm generators
Beetle, Karmann Ghia, Bus

111903801A• 111903801C•
113803801C• 113903801E

01952



Voltage regulator for a 12V
alternator
Type-1 engines until 1974

043903803A

Group 903 : Dynamo and alternator

01931



Chromed alternator or generator stock style strap
Type-1 engines with an alternator or a 105mm generator

04934



Chromed dynamo or alternator pulley mounting kit
Type-1 engines

01965



Alternator conversion kit 55 amp A-quality
Type-1 engines (except 25hp+30hp)

04965



Alternator conversion kit B-quality
Type-1 engines (except 25hp+30hp)

03694



Alternator and/or voltage regulator plug (each)
Beetle with Type-1 engine until 1974,
Bus until 7.1979 with Type-1 engine 1600cc with engine code AS and alternator 043 903 023 B, Type-4 engine, Thing with Type-1 engine 1600cc with engine code AL 1.1975 until 1.1977

04963



Alternator front bearing (each)
Type-1 engine, Type-4 engine, CT/CZ engine, Waterboxer engines 45 and 65A, Diesel engine 45 and 65A


021971841

021903221E • 021903221A

905

Ignition system,
Ignition switch

02246



123 distributor with vacuum advance for carburetor engines
Type-1 engines (except 25hp and 30hp engines), Type-3 engines, CT/CZ engines, Type-4 engines

123/VW-R-V

02252




123 distributor spacer ring
Distributor #2245, #2246, #2247, #2248 and #2250



Group 905 : Ignition system, Ignition switch

02245



123 distributor without vacuum advance for carburetor engines
Type-1 engines (except 25hp+30hp engines), Type-3 engines, CT/CZ engines, Type-4 engines

123/VW-R

02247



123 TUNE distributor for carburetor engines
Type-1 engines (except 25hp+30hp engines), Type-3 engines, CT/CZ engines, Type-4 engines

123/TUNE-4-R-V-V

02248



123 TUNE+ distributor with bluetooth for carburetor engines
Type-1 engines (except 25hp+30hp engines), Type-3 engines, CT/CZ engines, Type-4 engines

123/TUNE+-4-R-V-V

02056



Coil relocate bracket
Type-1 engines for cross-bar linkages, Type-3 engines stock replacement 8.1963 and later

341905131B

02060



Coil cover stainless steel

02165



Coil with mounting bracket 12V
all models with conventional ignition points and all models using electronic ignition #2013, #4012, #4013 or #4014

113905115

02052



Coil with mounting bracket 6V

111905105H

02053



Coil without mounting bracket 12V
all models with conventional ignition points and all models using electronic ignition #2013, #4012, #4013 or #4014

043905115C

02015



Spark plug Bosch W8AC for stock engines (4 pieces)
Type-1 engines until 9.1992, Type-3 engines

N01780113

Group 905 : Ignition system, Ignition switch

 42016



Spark plug NGK BP5ES for stock engines (4 pieces)
Type-1 engines 10.1992 and later, Type-4 engines, CT/CZ engines 1980 (engine nr. 065011) and later

101000047AA

 02067



Spark plug NGK BP5HS for stock engines (4 pieces)
Type-1 engines until 9.1992, Type-3 engines, CT/CZ engines until 1980 (engine nr. 065010)

101000048AA

 42017



Spark plug NGK BP6ES for tuned engines (4 pieces)
Type-1 engines 10.1992 and later, Type-4 engines, CT/CZ engines 1980 (engine nr. 065011) and later

 02068



Spark plug NGK BP6HS for tuned engines (4 pieces)
Type-1 engines until 9.1992, Type-3 engines, CT/CZ engines until 1980 (engine nr. 065010)

 42018



Spark plug NGK BP7ES for tuned engines (4 pieces)
Type-1 engines 10.1992 and later, Type-4 engines, CT/CZ engines 1980 (engine nr. 065010) and later

 02069



Spark plug NGK BP7HS for tuned engines (4 pieces)
Type-1 engines until 9.1992, Type-3 engines, CT/CZ engines until 1980 (engine nr. 065010)

 42019



Spark plug NGK BP8ES for tuned engines (4 pieces)
Type-1 engines 10.1992 and later, Type-4 engines, CT/CZ engines 1980 (engine nr. 065011) and later

 02076



Spark plug NGK BP8HS for tuned engines (4 pieces)
Type-1 engines until 9.1992, Type-3 engines, CT/CZ engines until 1980 (engine nr. 065010)

 02016



Spark plug NGK DPR7EA-9 with 12 mm thread (4 pieces)
Type-1 engines, Type-3 engines, CT/CZ engines



Group 905 : Ignition system, Ignition switch

02047



Ignition wire separators blue

02050



Ignition wire separators chrome

02048



Ignition wire separators yellow

02046



Ignition wire separators red

02049



Ignition wire separators black

72098



Ignition wire kit
Waterboxer engines 1900cc
engine code DF, DG, and DH
until 7.1984 (VIN 2--E-155000)*,
engine code GW 8.1983 until
7.1984 (VIN 2--E-155000)*

171998031B • 321998031A •
321998031 • 056998031A

02038



Ignition wire kit high
performance blue 7 mm
Type-1 engines until 9.1992

02037



Ignition wire kit high
performance yellow 7 mm
Type-1 engines until 9.1992


02039



Ignition wire kit high
performance red 7 mm
Type-1 engines until 9.1992

Group 905 : Ignition system, Ignition switch

02019



Spark plug seals (4 pieces)
Type-1 engines, Type-3 engines, Type-4 engines, CT/ CZ engines

111905449

04055



Ignition wire holders for 2 wires (each)
Type-1 engines, Type-3 engines until 7.1969

311905451

02028



Condenser
009 distributors

02029



Condenser
Type-1 engines 25hp until 12.1953, 30hp until 7.1960

111905295

02075



Condenser
Type-1 engines 25hp until 12.1953, 30hp 8.1960 and later, 34hp until 7.1965, Type-3 engines until 7.1964

113905295

02080



Condenser
Type-1 engines 30hp 8.1959 and later, 34hp until 7.1965, 1200cc until 1974 (D 1 307 618), 1300cc until 7.1970, 1500cc, 1600cc until 7.1970, Type-3 engines 1500cc 1964 (784 310) until 7.1965, K 8.1966 and later, 1600cc T until 7.1969, U 1969 (U 0 230 434) until 1970 (U 0 374 850)

311905295A

02081



Condenser
Type-1 engines 1300 AC until 1973 (007 319), AB until 1973 (830 937), 1600 AE, AH or AM all, AF until 1972 (032 050), AD until 1973 (754 527), AG 1971 (002 437) until 2.1973, AL until 8.1975, Type-3 engines 1600 U and X all, Type-4 engines 1700 CA until 1972 (0 040 493)

311905295C

02082



Condenser
Type-1 engine 1200cc 1974 and later, 1300cc AR all, AB 1973 and later, AC 1973 and later, 1600cc AS and AJ all, AL 9.1975 and later, AD 1973 and later, AF 1972 and later, Type-4 engine 1700cc CA 1973 and later, 1800cc all, 2000cc CJ, CV and GD all, GE 8.1979 and later, CT engines, Waterboxer engines

028905295B

05082



Condenser
Type-1 engines 30hp 8.1960 and later, 34hp 1964 (8 350 310) until 7.1965, 1200cc until 7.1970, 1300cc until 7.1970, 1500cc all, 1600cc until 7.1970, Type-3 engines 1500cc 8.1963 until 7.1966

111905295A



Group 905 : Ignition system, Ignition switch

02004



Ignition points
Type-1 engines 30hp until 7.1960, 1600cc with engine code AL, AS and AD all and AG until 2.1973, Type-3 engine 1500cc 8.1963 until 7.1964

111998053 • 111998055 • 181998053

02005



Ignition points
Type-1 engines 30hp 8.1960 and later, 34hp 1964 (8 350 310) until 765, 1200cc 8.1965 until 7.1968, 1300cc until 7.1968, 1500cc until 7.1968, Type-3 engines 1500cc 8.1963 until 7.1965, 1500cc with engine code K until 7.1968, 1600cc with engine code T until 7.1968

111998059

02010



Ignition points
Type-1 engines 30hp 8.1960 and later, 34hp until 7.1965, 1600cc until 7.1970, Type-3 engine 1500cc until 7.1963

111998057

02011



Ignition points
Type-1 engines 25hp, 30hp until 12.1960

111998051

02054



Ignition points
Type-1 engines 1200 1974 (D 1 307 619) and later, 1300 8.1968 and later, 1500 1967 (L 0 019 430) and later, 1500 1967 (H 0 879 927 and 5 077 366) and later, 1600, Type-3 engines 1500 until 7.1964, 1600 (engine code U), 1600 1967 (T 0 463 430) and later, Type-4 engines, Waterboxer engines, 009

311998063 • 059998051B

02059



Ignition points
Type-1 engines 30hp 8.1959 and later, 34hp until 7.1965, 1200cc 8.1965 until 1974 (D 1 307 618), 1300cc until 7.1970, 1500cc, 1600cc until 7.1970 + 1988 (VIN 11-J-012 805) until 9.1992, Type-3 engines 1500cc with engine code K 8.1968 and later, 1600cc with engine code T 8.1968 and later

111998063

02012



Ignition points (Garbe-Lahmeyer distributors)
Type-1 engines 30hp 8.1960 and later, 34hp until 7.1965, 1200cc until 1967 (D 0284 014), 1300cc until 7.1968, 1500cc until 7.1968

111998061

00630



Ignition switch
Beetle 8.1957 until 7.1967, Karmann Ghia 8.1957 until 7.1967

111905803D

00631



Ignition switch
Beetle 8.1967 until 7.1970, Beetle 8.1966 until 7.1967 with an optional steering lock (M55), Karmann Ghia 8.1967 until 7.1970, Bus 8.1967 until 7.1970, Type 3 8.1966 until 7.1970, Thing until 7.1970

113905853

Group 905 : Ignition system, Ignition switch


00632



Ignition switch
Beetle 8.1970 and later,
Karmann Ghia 8.1970 and
later, Type 3 8.1970 and later,
Bus 8.1970 and later, Thing
8.1970 and later

**191905855• 411905855C•
113905855B• 113905855A**

00689



Ignition switch
Beetle 8.1967 until 7.1970,
Karmann Ghia 8.1967 until
7.1970, Bus 8.1967 until
7.1970, Type 3 8.1967 until
7.1970, Thing until 7.1970

311905865A


00692



Ignition switch
Beetle 1300/1302 8.1970 until
7.1971, Beetle 1200 8.1970 until
7.1975, Karmann Ghia 8.1970
until 7.1971, Bus 8.1970 until 74
(VIN 294 2164 059), Thing 8.1970
until 2.1973

111905865F

00693



Ignition switch
Beetle 1300-1302-1303 8.1971
until 1973 (VIN 114 2358 021),
Karmann Ghia 8.1971 until
1973 (VIN 144 2358 021), Type
3 8.1971 and later, Thing 3.1973
until 1974 (VIN 184 2356 315)

111905865K

00694



Ignition switch
Beetle 1300/1303 1973 (VIN 114
2358 022) and later, Beetle 1200
8.1975 and later, Karmann Ghia 1973
(VIN 144 2358 022) and later, Bus
1974 (VIN 214 2164 060) and later,
Thing 1974 (VIN 184 2356 316) until

111905865L

10631



Ignition switch grommet
Karmann Ghia 1961 (VIN 4
400 001) until 7.1967

141905827

06427



**Door handles and ignition
switch kit with 1 key**
Beetle 8.1970 and later,
Karmann Ghia 8.1970 and
later

**113905855A• 113905855B• 311837205F•
311837206F• 113837205L• 113837205M**

02013



Electronic ignition
Beetle 1968-1979, Karmann
Ghia 1968-, Bus 1968-1983,
Type 3 1968-, Thing

04012



Electronic ignition
Beetle 1965-1967, Karmann
Ghia 1965-1967, Bus 1964-
1967, Type 3 1966-1967



Group 905 : Ignition system, Ignition switch

04014



Electronic ignition
009 and 050 distributors
Bosch 0 231 178 009 and 9
230 081 050, Paruzzi #2234
and #1999

02036




Oil filled "Flame-Thrower" coil
12V
all models with conventional
ignition points and all
models using electronic
ignition #2013, #4012, #4013
or #4014

02044



Oil filled "Flame-Thrower" coil
6V

00978



Uncut key (G and SG profile)
Beetle doors and engine lid
1.1952 until 7.1959, ignition
switch 1.1954 until 7.1959,
Karmann Ghia doors and ignition
switch until 7.1966, bonnet lock
until 7.1967

111837219AS60

03699



Uncut key (M profile)
Beetle doors and ignition switch
8.1970 until 1983 (VIN 11 E 003 117),
engine lid 8.1970 until 11.1985,
Karmann Ghia 8.1970 and later
(used for all locks), Type 3 doors and
ignition switch 8.1970 and later, rear
hatch all years (only squareback)

111837219AS92

02026



Rotor
Bosch 050 distributor

040905225

02057



Rotor
Type-1 engine 25hp+30hp
until 7.1960

111905225C

03049



Rotor
Type-1 engines 30hp 8.1960
and later, 34hp until 7.1965,
Type-3 engine 1500cc until
7.1963

113905225A

05057



Rotor
all models 123 ignitions
#2245, #2246, #2247, #2248
and #2250

Group 905 : Ignition system, Ignition switch

02032



Rotor (5 kilo-ohm)

Type-1 engines 30hp 8.1959 and later, 34hp until 7.1965, 1200, 1300, 1500 and 1600cc 8.1968 and later, Type-3 engines 1500cc 8.1968 and later, 1600cc 8.1968 until 7.1969, Type-4 engines Bus until 7.1979, Waterboxer engines 1900cc, 009 distributors

113905225E

02017



Rotor A-quality

Type-1 engines 30hp 8.1960 and later, 34hp 1964 (8 350 310) until 7.1965, 1200cc 8.1965 until 7.1968, 1300, 1500 and 1600cc until 7.1968, Type-3 engines 1500cc 8.1963 until 7.1968, 1600cc until 7.1968 and 8.1969 and later

111905225F

02006



Rotor B-quality

Type-1 engines 30hp 8.1960 and later, 34hp 1964 (8 350 310) until 7.1965, 1200cc 8.1965 until 7.1968, 1300, 1500 and 1600cc until 7.1968, Type-3 engines 1500cc 8.1963 until 7.1968, 1600cc until 7.1968 and 8.1969 and later

111905225F

02034



Spiro Pro "409" Race ignition wire kit blue

Type-1 engines until 9.1992, CT/CZ engines

02033



Spiro Pro "409" Race ignition wire kit red

Type-1 engines until 9.1992, CT/CZ engines

02072



Spiro Pro "409" Race ignition wire kit black

Type-1 engines until 9.1992, CT/CZ engines

02042



Stock ignition wire kit blue

Type-1 engines until 1988 (11-J-012 804), CT/CZ engines

02040



Stock ignition wire kit yellow

Type-1 engines until 1988 (11-J-012 804), CT/CZ engines

04045



Stock ignition wire kit green

Type-1 engines until 1988 (11-J-012 804), CT/CZ engines



Group 905 : Ignition system, Ignition switch

02043



Stock ignition wire kit red
Type-1 engines until 1988
(11-J-012 804), CT/CZ engines

02164



Stock ignition wire kit black
A-quality
Type-1 engines until 1988
(VIN 11-J-012 804), CT/CZ
engines

02045



Stock ignition wire kit black
B-quality
Type-1 engines until 1988
(11-J-012 804), CT/CZ engines

111998031 • 070998031


111998031 • 070998031

02412



Start relay 12V

02099



Distributor with vacuum
advance
Type-1 engines with Solex
carburetor 30 PICT-3, 31 PICT-
3, 31 PICT-4, 34 PICT-3, 34
PICT-4

02234



009 distributor standard

043905205

0231178009

01999



009 distributor chrome

02002



Distributor seal
all petrol engines

02064



Distributor vacuum advance
Type-1 engines 30hp 8.1959 and later,
34hp until 7.1965, 1200cc 8.1965 until
7.1970, 1300cc until 7.1970, 1500cc
until 7.1970, Type-3 engines 1500cc
8.1964 until 8.1965, 1500cc with
engine code K 8.1966 and later, 1600cc
with engine code T until 7.1969

9230081094

111905261

311905271

Group 905 : Ignition system, Ignition switch

02065



Distributor vacuum advance
Type-1 engines 1200 D 1974 (1 268 063) until 1975 (1 357 043), 1300 AC 1973 (0 07 320) and later, AB 1973 (830 938) and later, AR all years, 1600 AF 1972 (032 051) and later, AD 1973 (754 528) and later, AS all years, AL until 8.1975, CT engines all

043905271

02001



Distributor clamp galvanized
Type-1 engines, Waterboxer engines

113905250

02003



Distributor clamp chrome
Type-1 engines, Waterboxer engines

113905250

02025



Distributor cap
Bosch 050 distributor

0419052072

02058



Distributor cap
Type-1 engine 30hp until 7.1960

111905207B

03056



Distributor cap
Type-1 engines 30hp 8.1960 and later, 34hp until 7.1965, Type-3 engine 1500cc until 7.1963

113905207

04063



Distributor cap
123 distributor until 2012

059905207

02062



Distributor cap A-quality
Type-1 engines 30hp 8.1960 and later, 34hp until 7.1965, 1200cc, 1300cc and 1500cc until 7.1968, 1600cc until 7.1970, Type-3 engines 1500cc 8.1963 until 7.1968, 1600cc all years

111905207C

02063



Distributor cap A-quality
Type-1 engines 8.1959 until 1988 (VIN 11-J-012 804), Type-3 engines 8.1968 and later, Type-4 engines, CT/CZ engines, Waterboxer engines until 7.1984 (VIN 2--E-155000), 123 distributor 2012 and later, 009 distributor

113905207A • 113905207C



Group 905 : Ignition system, Ignition switch

02030



Distributor cap B-quality
Type-1 engines 8.1959 until 1988 (VIN 11-J-012804), Type-3 engines 8.1968 and later, Type-4 engines, CT/CZ engines, Waterboxer engines until 7.1984 (VIN 2--E-155000), 123 distributor 2012 and later, 009 distributor

113905207A • 113905207C

02031



Distributor cap B-quality
Type-1 engines 30hp 8.1960 and later, 34hp until 7.1965, 1200cc, 1300cc and 1500cc until 7.1968, 1600cc until 7.1970, Type-3 engines 1500cc 8.1963 until 7.1968, 1600cc all years

111905207C

02022



Distributor cap blue transparent
Type-1 engines 8.1959 until 1988 (VIN 11-J-012 804), Type-3 engines 8.1968 and later, Type-4 engines, CT/CZ engines, Waterboxer engines until 7.1984 (VIN 2--E-155000), 123 distributor 2012 and later, 009 distributor

02023



Distributor cap yellow transparent
Type-1 engines 8.1959 until 1988 (VIN 11-J-012 804), Type-3 engines 8.1968 and later, Type-4 engines, CT/CZ engines, Waterboxer engines until 7.1984 (VIN 2--E-155000), 123 distributor 2012 and later, 009 distributor

02024



Distributor cap smoke transparent
Type-1 engines 8.1959 until 1988 (VIN 11-J-012 804), Type-3 engines 8.1968 and later, Type-4 engines, CT/CZ engines, Waterboxer engines until 7.1984 (VIN 2--E-155000), 123 distributor 2012 and later, 009 distributor

02021



Distributor cap red transparent
Type-1 engines 8.1959 until 1988 (VIN 11-J-012 804), Type-3 engines 8.1968 and later, Type-4 engines, CT/CZ engines, Waterboxer engines until 7.1984 (VIN 2--E-155000), 123 distributor 2012 and later, 009 distributor

02020



Distributor cap clear transparent
Type-1 engines 8.1959 until 1988 (VIN 11-J-012 804), Type-3 engines 8.1968 and later, Type-4 engines, CT/CZ engines, Waterboxer engines until 7.1984 (VIN 2--E-155000), 123 distributor 2012 and later, 009 distributor

02070



Waterproof ignition cap black (2-part)
009 distributors

Group 911 : Start system

911 Start system

03496



Hi-Torque starter
Beetle until 7.1966, Karmann
Ghia until 7.1966, Bus until
7.1966, Type 3 until 7.1966

03497



Hi-Torque starter
Beetle 8.1966 and later,
Karmann Ghia 8.1966 and
later, Bus 8.1966 until 7.1975,
Type 3 8.1966 and later, Thing

02412



Start relay 12V

04547



Starter 12V
Beetle, Karmann Ghia, Bus
until 1981 (VIN 2--C-002 906),
Type 3, only for automatic
transmission

01549



Starter 12V A-quality
Beetle 8.1966 and later, Karmann
Ghia 8.1966 and later, Bus 8.1966
until 7.1975, Type 3 8.1966 and
later, Thing, - only for manual
transmission, - for cars until
7.1966 use also #1593

003911023B

311911023D• 113911023

01595



Starter 12V B-quality
Beetle 8.1966 and later, Karmann
Ghia 8.1966 and later, Bus 8.1966
until 7.1975, Type 3 8.1966 and
later, Thing, - only for manual
transmission, - for cars until
7.1966 use also #1593

311911023D• 113911023

01586



Starter 6V professionally
rebuild (gear Ø 29)
Beetle until 7.1966, Karmann
Ghia, Bus, Type 3, only for
manual transmission

113911021BX

01499



Starter high power 12V
Beetle 8.1966 and later with manual
transmission (until 7.1966 use also
#1593), Karmann Ghia 8.1966 and
later with manual transmission
(until 7.1966 use also #1593), Bus
8.1966 until 7.1975 (until 7.1966 use
also #1593), Type 3 8.1966 and later
with manual transmission (until
7.1966 use also #1593), Thing



Group 911 : Start system

01587



Starter converter bushing
Beetle 8.1966 and later,
Karmann Ghia 1965 (VIN 350
066) and later, Bus 8.1966
until 7.1967, Type 3 8.1966
and later

01593



Starter converter bushing
Beetle until 7.1966, Karmann
Ghia until 1965 (VIN 350 065),
Bus until 7.1966, Type 3 until
7.1966,

01594



Starter solenoid 12V
Beetle 8.1969 and later,
Karmann Ghia 8.1969 and
later, Bus with an aircooled
engine 8.1966 and later, Type
3 8.1969 and later

311911287

00666



Battery 12V
Beetle, Karmann Ghia, Bus
except Vanagon/T25 Syncro,
Type 3, Thing

00667



Battery 6V
Beetle, Karmann Ghia, Type 3

111915101SW

13782



Battery retaining bar
Karmann Ghia 1971 (VIN 142
2136 412) and later

141915313A

20668



Battery bracket
Karmann Ghia 8.1967 until
1971 (VIN 142 2136 411), Bus
8.1966 until 7.1970

131915313

50900



Demineralized battery water
Content: 1 liter

Group 915 : Battery, Battery mounting

 23743



Battery cover
Bus 8.1967 and later,
Karmann Ghia 8.1971 and
later

211915411A• 281915411G•
281915411F

919

Instrument sensors

 14497



Fuel sending unit adapter for
Dehne fuel gauge
Karmann Ghia, Bus until 1973
(VIN 293 2138 900)

 03494



Fuel tank sender gasket
Beetle VW1200, VW1300 and
VW1500, Karmann Ghia, Bus
until 1973 (VIN 293 2138
898), Type 3, Thing

113919133

 20666



Indicator lights, switches
and dashboard instrument
lighting bulbs 12V (Per Pair)
Type: T5, Base: W2, Color:
clear, voltsage: 12V, Power:
1.2 Watt

N0177512• N177512

 00955



Electric fuel tank sender
A-quality
Beetle 1200/1300/1500
8.1967 and later, Karmann
Ghia 1973 (VIN 143 2621 519)
and later

113919049D

 06242



Electric fuel tank sender
A-quality
Beetle 8.1955 until 7.1957,
Karmann Ghia until 7.1960

111919051A



Group 919 : Instrument sensors

26493



Electric fuel tank sender
A-quality
Karmann Ghia 8.1960 until
7.1961, Karmann Ghia 8.1966
until 1973 (VIN 143 2621
518), Bus 3.1955 until 7.1967

271919051B

00494



Electric fuel tank sender
B-quality
Beetle 1200/1300/1500
8.1967 and later, Karmann
Ghia 1973 (VIN 143 2621 519)
and later

113919049D

03245



Electric fuel tank sender
B-quality
Beetle 8.1955 until 7.1957,
Karmann Ghia until 7.1960

111919051A

20493



Electric fuel tank sender
B-quality
Karmann Ghia 8.1960 until
7.1961, Karmann Ghia 8.1966
until 1973 (VIN 143 2621
518), Bus 3.1955 until 7.1967

271919051B

00681



Ceramic Fuses 8 AMP (10
pieces)
Beetle, Karmann Ghia, Type
3, Thing, Bus until 7.1985
(excluding Carat)

N171211 • N0171211

12682



Bulb socket indicator lights,
switches and instrument
lighting (Per Pair)
Beetle, Karmann Ghia, Bus
8.1967 and later, Type 3,
Thing

141957397A

00245



Mechanical fuel tank sender
Beetle 8.1961 until 7.1967,
Karmann Ghia 8.1961 until
7.1966

113919049C

01817



Oil pressure switch
Type-1 engines 1947 (VIN
090 762) and later, Type-3
engines, Type-4 engines, CT/
CZ engines

021919081B

02665



Oil pressure sender with
warning contact
Thread size: M10 x 1.0,
Pressure: 0 - 5 Bar, voltsage:
12V

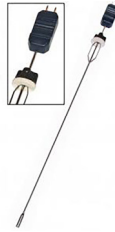
Group 919 : Instrument sensors

02666



Oil pressure sender with warning contact
Thread size: M10 x 1.0,
Pressure: 0 -10 Bar, voltsage: 12V

04601



Oil dipstick with temp sender type VDO
Type-1 engines

02600



Oil pressure/temp sender adapter
M10 x 1.0 senders

02601



Oil temperature sender for adapter #2600

02632



Oil temperature sender VDO
Thread size: M14 X 1.5

00260




Cigarette lighter with 3 color knobs
voltsage: 6V-12V, Mounting hole: 22-25mm, Board thickness: maximum 8mm

01988



Connector protective cap Ø 10.5 mm (each)
various applications for Beetle, Karmann Ghia, Bus

04845



Fuel tank sender and turn indicator lens copper rings (5 pieces)
Fuel tank sender bolts for Beetle VW1200, VW1300 and VW1500, Karmann Ghia, Bus until 1973 (VIN 293 2138 898), Type 3, Thing, Turn indicator unit screws for Type 3 8.1963 until 7.1969

211906101

N0138021 • N138021



Group 927 : Control switches Automatic gearbox

927

Control switches Automatic gearbox

 41850



Oil drain plug or automatic transmission locking bolt, as locking bolt for the automatic transmission for Beetle, Karmann Ghia, as engine oil drain plug for Type-4 engines, Waterboxer engines, Diesel engines 8.1985 and later

N0297012• N0297014•
001301229

937

Fuse box

 04411



Shielded 6.3 mm spade connector 1 to 1

111971977

 04412



Shielded 6.3 mm spade connector 1 to 2

111937079

 04413



Shielded 6.3 mm spade connector 2 to 2

111937078

 04410



Shielded 6.3 mm spade connector 3 to 3

 05680



Holder for inline fuse with clamp mounting
Beetle 8.1966 until 7.1971,
Karmann Ghia, Bus 8.1967
until 7.1971, Thing

111937197

Group 937 : Fuse box

05678



Holder for inline fuse for screw mounting
Beetle 8.1971 and later, Bus 8.1971 until 7.1979, Type 3 8.1969 and later

311963181B

03829



Ceramic Fuses 16 AMP (10 pieces)
Beetle, Karmann Ghia, Type 3, Bus until 7.1985 (excluding Carat), Thing

N171214• N0171214

00681



Ceramic Fuses 8 AMP (10 pieces)
Beetle, Karmann Ghia, Type 3, Thing, Bus until 7.1985 (excluding Carat)

N171211• N0171211

03715



Fuse box cover (10 fuses)
Beetle 8.1966 until 1971, Karmann Ghia 8.1966 until 7.1971, Bus 8.1967 until 7.1969, Type 3 until 7.1966, 181(civil)

181937555

00652



Fuse box cover (12 fuses)
Beetle 1971 and later, Karmann Ghia 8.1971 and later, Bus 8.1970 until 7.1985 (excluding Carat), Type 3 8.1970 and later

111937555D

03712



Fuse box cover (8 fuses)
Beetle 8.1960 until 7.1966, Karmann Ghia 8.1960 until 7.1966, Bus 5.1960 until 7.1967, Thing (army)

111937555

03648



Fuse box with cover for 12 fuses
Beetle 8.1971 until 7.1972, Karmann Ghia 8.1971 and later

111937505L

04641



Fuse box with cover for 4 fuses
Beetle 10.1952 until 7.1960, Karmann Ghia until 7.1960

111937205

03680




Fuse box clip
Beetle 8.1960 until 71 (VIN 1112799842), Karmann Ghia 8.1966 until 7.1971, Bus 5.1960 until 7.1967, Thing

111937591



Group 937 : Fuse box

04639



Fuse box for 10 fuses
Beetle 8.1966 until 1971 (VIN
111 2799 842), Karmann Ghia
8.1966 until 7.1971, Thing
(civilian version)

111937505F

03647



Fuse box for 8 fuses
Beetle 8.1960 until 7.1966,
Karmann Ghia 8.1960 until
7.1966

111937037

05677



Inline fuse holder including 8
AMP fuse
Beetle until 1968 (VIN 118
963 239), Karmann Ghia until
7.1967, Bus until 7.1967, Type
3 until 1968 (VIN 318 210 004)

111937091• 111937093A

04657



On-off pull switch including
green, yellow and red lens
- maximum amperage 4
Ampere, - mounting hole
14.5mm, - board thickness
maximum 6mm


03642



Reversing light lens (each)
Beetle 8.1966 until 1972 (VIN
113 2199 583), Karmann Ghia
8.1966 until 7.1969, Bus until
7.1971, Type 3 8.1966 until
7.1969

111941371

00688



Reversing light switch
Beetle 8.1966 and later (only for
manual transmission), Karmann
Ghia 8.1966 and later (only for
manual transmission), Bus 8.1967
until 7.1979, Type 3 8.1966 and
later, Thing

211941521

00687



Reversing light switch or
blanking plug sealing ring
(each)
Beetle, Karmann Ghia, Bus
8.1967 until 12.1982 (except
Diesel engines), Type 3, Thing

N0138165• N138161

10619



Asymmetric headlight lens
(each)
Karmann Ghia 8.1960 and
later LHD

141941115C.141941115D

Group 941 : Headlights, reversing lights and fog lamp

 04663




Billet choke, light switch or ashtray knob (each)
Beetle 10.1952 until 7.1966,
Karmann Ghia until 9.1957,
Bus until 7.1966, Type 3
8.1963 until 7.1965

 00653



Cateye covers (sealed beam)
(Per Pair)
Beetle USA and #649, #597,
Karmann Ghia USA, Bus USA,
Type 3 USA, Thing USA

 04656



Choke, light switch or ashtray knob ivory (each)
Beetle 10.1952 until 7.1966,
Karmann Ghia until 9.1957,
Bus until 7.1966, Type 3
8.1963 until 7.1965

113941541

 04655



Choke, light switch or ashtray knob silver beige (each)
Beetle 10.1952 until 7.1966,
Karmann Ghia until 9.1957,
Bus until 7.1966, Type 3
8.1963 until 7.1965

113941541

 04654



Choke, light switch or ashtray knob black (each)
Beetle 10.1952 until 7.1966,
Karmann Ghia until 9.1957,
Bus until 7.1966, Type 3
8.1963 until 7.1965

111941541

 00608



Compete reversing light
Beetle 8.1966 until 1972 (VIN
113 2199 583), Karmann Ghia
8.1966 until 7.1969, Type 3
8.1966 until 7.1969

111941072

 04650



Dash switch escutcheon nut (each)
Beetle 8.1957 until 7.1967,
Karmann Ghia 10.1957 until
7.1967, Bus 8.1967 and later,
Type 3 8.1963 until 7.1967, Thing
until 2.1973

111941515

 04651



Dash switch escutcheon nut (each)
Beetle 8.1967 and later,
Karmann Ghia 8.1967 and
later, Bus 8.1967 and later,
Type 3 8.1967 and later, Thing

111941515D

 03799



Wire grommets (Per Pair)
Beetle, Karmann Ghia, Bus
8.1967 and later, Type 3,
Thing

111971911A • 1119719112



Group 941 : Headlights, reversing lights and fog lamp

03654



Duplo bulb 6V (Per Pair)
all models until 7.1960

N177011

03668



Yellow headlight bulb 12V
(each)
all models 8.1960 and later

N0177054• N177054• N177054Z

03666



Yellow headlight bulb 6V
(each)
all models 8.1960 and later

N177052Z

00673



Polished aluminum headlight
eyebrows (Per Pair)
Karmann Ghia, Buggy
headlight housing #649

111941583

00684



Headlight relay 12V, 5 pins
Beetle 8.1965 until 12.1985,
Karmann Ghia 8.1966 and
later, Bus 8.1967 until 7.1979,
Type 3, Thing

09709



High beam (foot) switch
Beetle until 7.1968 (1300
until 7.1965), Karmann Ghia
until 7.1965, Bus until 1965
(VIN 215 190 000)

111941561B

00661



H4 bulb 12V (Per Pair)
all models 8.1960 and later

N177632

03364



H4 bulb 6V (Per Pair)
all models 8.1960 and later

03412



H4 bulb with duplo base 12V
(Per Pair)
all models 8.1960 and later

Group 941 : Headlights, reversing lights and fog lamp

00364



H4 bulb with duplo base 6V
(Per Pair)
all models 8.1960 and later

00655



Clear duplo bulb 12V (Per
Pair)
all models 8.1960 and later

00654



Clear duplo bulb 6V (Per Pair)
all models 8.1960 and later

N0177053•N177053

N0177051•N177051

12452



Knob for lighting or wiper
switch white
Karmann Ghia lighting switch
10.1957 until 1963 (VIN 5 286
784), wiper switch 10.1957
until 7.1961

141941541

05600



Headlight sealing cap (each)
replacement for headlight
#0613, #0600, #70613 and
#70614

00668



Headlight bulb holder with a P45-41
bulb base
Beetle LHD 8.1960 until 1974 (VIN 115
2121 143), RHD 8.1960 until 1974 (VIN
115 2141 595), Karmann Ghia 8.1960
and later, Bus 5.1960 until 1974 (VIN
295 2064 868), Type 3, Thing until
1974 (VIN 184 2218 496)

131941159A

03687



Headlight connector (Per
Pair)
Beetle 8.1960 until 7.1965,
Karmann Ghia 8.1960 until
7.1965, Bus 5.1960 until
7.1965, Type 3 until 7.1965

111941165C

03690



Headlight connector plugs
with wiring (Per Pair)
Beetle 8.1965 and later,
Karmann Ghia 8.1965 and
later, Bus 8.1965 until 7.1979,
Type 3 8.1965 and later, Thing

**111941341•-161941165A•
-131941341**

03790



Headlight bowl drain tubes
(Per Pair)
Beetle 1966 (VIN 116 809
564) and later, Karmann Ghia
1966 (VIN 146 603 821) and
later, Thing

141941147



Group 941 : Headlights, reversing lights and fog lamp

 10633



Headlight rim European chrome steel (each)
Karmann Ghia

141941177

 10632



Headlight rim USA chrome steel (each)
Karmann Ghia 1963 (VIN 5 930 431) until

141941175A

 10750



Seal fender headlight (Per Pair)
Karmann Ghia

141941191

 00600



Headlight H4 (replaces sealed beam) (each)
Beetle, Karmann Ghia, Bus (excluded Vanagon/T25 Carat), Type 3, Thing, Buggy headlights Paruzzi #0649

 10600



Headlight assembly for duplo lighting (each)
Karmann Ghia 8.1960 and later LHD

141941039B• 141941039


 03153



Light switch knob cap
Beetle 1200/1300/1500/1302 8.1967 until 9.1990, Karmann Ghia 8.1967 and later, Type 3 8.1967 and later, Thing

111941543G

 01154



Headlight switch
Beetle VW1200, VW1300 and 1302 8.1970 until 9.1990, Karmann Ghia 8.1970 and later, Type 3 8.1970 and later

113941531E• 113941531A

 03643



Fog or brake light lens red (each)
Fog light* Beetle 8.1966 until 1972 (VIN 113 2199 583), Karmann Ghia 8.1966 until 7.1969, Bus 8.1969 until 7.1971, Type 3 8.1966 until 7.1969, Brake light Bus until 1958 (VIN 351 735)

211945331A• 211943137A

 00674



Rear Fog light universal
each model and year

Group 941 : Headlights, reversing lights and fog lamp

05732



Front fog lights including cover (each)
all models and years

03732



Polished stainless steel fog lights (Per Pair)
Diameter: 150mm, Bulb: H3-12V 55 Watt

03644



Turn indicator or brake light lens orange (each)
Turn indicator* Beetle 8.1966 until 1972 (VIN 113 2199 583), Karmann Ghia 8.1966 until 7.1969, Bus 8.1969 until 7.1971, Type 3 8.1966 until 7.1969, Brake light Bus until 1958 (VIN 351 735)

211943137

00658



Turn indicator, tail-reversing-ambulance and fog light bulb 12V clear (Per Pair)
Type: bayonet, Base: BA15s, Color: clear, voltsage: 12V, Power: 21 Watt

N177322• N0177322

00625



Sealed beam headlight housing (each)
Beetle 8.1967 and later, Karmann Ghia (USA and Canada) 1963 (VIN 5 930 431) and later, Bus 8.1967 until 7.1979, Type 3, Thing

141941041

00606



Sealed beam bulb 12V (each)
Beetle, Karmann Ghia, Bus (excluded Vanagon/T25 Carat), Type 3, Thing, Buggy headlights #0649

111941261A

00605



Sealed beam bulb 6V (each)
Beetle, Karmann Ghia, Bus, Type 3, Buggy headlights Paruzzi #0649

111941161A

03651



Bulb holder (each)
Beetle 8.1973 and later, Bus 8.1973 and later, Type 3 (with replacement headlights), Thing 10.1973 and later

533941669

00657



Sidelight, turn indicator, interior- and license plate lighting bulb 12V clear (Per Pair)
Type: bayonet, Base: BA9s, Color: clear, voltsage: 12V, Power: 4 Watt

N177172• N0177172



Group 941 : Headlights, reversing lights and fog lamp

00656



Sidelight, turn indicator,
interior lighting bulb 6V clear
(Per Pair)
Beetle, Karmann Ghia, Bus
until 7.1967, Type 3

N177171• N0177171

01988



Connector protective cap Ø
10.5 mm (each)
various applications for
Beetle, Karmann Ghia, Bus

211906101

14619



Symmetric headlight lens
(each)
Karmann Ghia until 7.1960

141941115

05733



High beam lights including
cover (each)
all models and years

03733



Polished stainless high beam
lights (Per Pair)
Diameter: 150mm, Bulb: H3-
12V 55 Watt

00643



Licence plate- interior- and
taillight bulb 12V (Per Pair)
Type: bayonet, Base: BA15s,
Color: clear, voltsage: 12V,
Power: 10 Watt

N177192• N0177192

00644



Interior- and license plate
light bulb 6V (Per Pair)
Type: bayonet, Base: BA15s,
Color: clear, voltsage: 6V,
Power: 10 Watt

N177191

943

License plate lighting

Group 943 : License plate lighting

00607



License plate light chrome

141943121A

10780



License plate light lens (each)
Karmann Ghia 1957 (VIN 1
676 789) and later

14604



License plate light lens seals
(Per Pair)
Karmann Ghia 1957 (VIN 1
676 789) and later

141943131

10406



Licence plate housing
molding
Karmann Ghia

141943193A


10408



Licence plate housing
molding end piece clips (Per
Pair)
Karmann Ghia

141943203A

10407



Licence plate housing
molding clips (4 pieces)
Karmann Ghia

141943195A

10779



Seal license light housing
Karmann Ghia

141943191

03714



Sidelight, taillight, licence
plate and interior light bulb
12V (Per Pair)
Beetle, Karmann Ghia, Bus
until 7.1967, Type 3, Thing

N0177185• N177182



Group 945 : Rear lights, side indicators and switches

945

Rear lights, side indicators and switches

 10643



Taillight lens European
amber/red (each)
Karmann Ghia 8.1966 until
7.1969

141945227E

 10628



Taillight lens European
amber/red/clear (each)
Karmann Ghia 8.1971 and
later, Type 3 8.1969 and later

311945223P

 10644



Taillight lens European
amber/red/clear (each)
Karmann Ghia 8.1969 until
7.1971

141945227H

 10642



Taillight lens USA red/red
A-quality (each)
Karmann Ghia (EUR) 8.1959
until 7.1966, Karmann Ghia
(USA) 8.1959 until 7.1969

141945227D

 10645



Taillight lens USA red/red
B-quality (each)
Karmann Ghia (EUR) 8.1959
until 7.1966, Karmann Ghia
(USA) 8.1959 until 7.1969

141945277D

 10629



Taillight lens USA red/red/
clear (each)
Karmann Ghia 8.1971 and
later, Type 3 8.1969 and later

311945223R

 10652



Taillight lens USA red/red/
clear (each)
Karmann Ghia 8.1969 until
7.1971

141945227J

 00662



Taillight with brake light or
turn indicator with sidelight
combination bulb 12V (Per Pair)
Beetle, Karmann Ghia, Bus 1958
(VIN 351 736) until 7.1979, Type
3 8.1969 and later, Thing

N177382• N0177382

Group 945 : Rear lights, side indicators and switches


10647



Taillight lens USA red/red
(each)
Karmann Ghia 1957 (VIN 1
708 049) until 7.1959

141945227B

10748



Seal between taillight lens
and trim (Per Pair)
Karmann Ghia until 1957 (VIN
1 708 049)

141945173

10749



Taillight seals (Per Pair)
Karmann Ghia until 7.1959

141945177A

10759



Taillight seals (Per Pair)
Karmann Ghia 8.1969 until
7.1971

141945177C

10760



Taillight seals (Per Pair)
Karmann Ghia 8.1960 until
7.1969

141945177B

10778



Taillight seals (Per Pair)
Karmann Ghia 8.1971 and
later, Type 3 8.1969 and later

311945191A

00642



Tubular bulb 12V (Per Pair)

00671



Universal light unit orange
(Per Pair)
65mm

00672



Universal light unit red (Per
Pair)
65mm



Group 945 : Rear lights, side indicators and switches

00670



Universal light unit white (Per Pair)
65mm

03643



Fog or brake light lens red (each)
Fog light* Beetle 8.1966 until 1972 (VIN 113 2199 583), Karmann Ghia 8.1966 until 7.1969, Bus 8.1969 until 7.1971, Type 3 8.1966 until 7.1969, Brake light Bus until 1958 (VIN 351 735)

211945331A • 211943137A

04251



Brake light switch with warning contact 3 pin A-quality (each)
Beetle 8.1969 and later, Karmann Ghia 8.1969 and later, Bus 1968 (VIN 219 061 568) until 7.1985, Thing 8.1971 and later

113945515G

01251



Brake light switch with warning contact 3 pin B-quality (each)
Beetle 8.1969 and later, Karmann Ghia 8.1969 and later, Bus 1968 (VIN 219 061 568) until 7.1985, Thing 8.1971 and later

113945515G

04261



Brake light switch with divider 2 pin A-quality (each)
Beetle 8.1960 until 7.1971, Karmann Ghia 8.1960 until 7.1971, Bus until 1968 (VIN 299 061 567), Type 3, Thing until 7.1971

113945515C

01250



Brake light switch with divider 2 pin B-quality (each)
Beetle 8.1960 until 7.1971, Karmann Ghia 8.1960 until 7.1971, Bus until 1968 (VIN 299 061 567), Type 3, Thing until 7.1971

113945515C

04250



Brake light switch without divider 2 pin (each)
Beetle 8.1971 and later, Karmann Ghia 8.1971 and later, Bus 1968 VIN (219 061 568) and later, Thing 8.1971 and later

113945515H

00277



Turn indicator bulb 12V amber (Per Pair)
Type: bayonet, Base: BA15s, Color: amber (orange), voltsage: 12V, Power: 21 Watt

00659



Turn indicator, tail-reversing-ambulance and license plate light bulb 6V clear (Per Pair)
Beetle, Karmann Ghia, Bus until 7.67, Type 3

N177321

Group 945 : Rear lights, side indicators and switches

00658



Turn indicator, tail-reversing-ambulance and fog light bulb
12V clear (Per Pair)
Type: bayonet, Base: BA15s,
Color: clear, voltsage: 12V,
Power: 21 Watt

N177322• N0177322

03714



Sidelight, taillight, licence plate and interior light bulb
12V (Per Pair)
Beetle, Karmann Ghia, Bus until 7.1967, Type 3, Thing

N0177185• N177182

10623

Geen afbeelding beschikbaar
No image available
Image non disponible



Side reflector rear red (each)
Karmann Ghia USA and Canada models 8.1969 until 7.1971

141945131

947

Interior lighting

00664



Interior- and license plate light bulb 12V (Per Pair)
Type: tubular, Base: SV8.5,
Length: 43mm, Color: clear, voltsage: 12V, Power: 10W

N177232• N0177232

00663



Interior- and license plate light bulb 6V (Per Pair)
Type: tubular, Base: SV8.5,
Length: 43mm, Color: clear, voltsage: 6V, Power: 10W

N177231• N0177231

17568



Interior mirror with anti-glare lever
Karmann Ghia 8.1967 and later sedan and convertible/
LHD and RHD

141947131

07569



Interior mirror mounting base white
Beetle 8.1967 and later convertible, Karmann Ghia 8.1967 and later coupe and convertible

151947133

00267



Interior light
Beetle convertible 8.1967 and later, Karmann Ghia 8.1967 and later

151947111C



Group 947 : Interior lighting

05267



Interior light
Beetle convertible 8.1964
until 7.1967, Karmann Ghia
8.1964 until 7.1967

15194711B

01187



Door contact switch seal
(each)
Beetle 8.1964 and later,
Karmann Ghia 8.1969 and
later, Type 3, Bus 8.1967 until

113947565A

00968



Interior light switch (each)
Beetle 1957 (1 575 415) until
7.1960, Karmann Ghia until
7.1960

113947561B

00686



Switch interior light/
handbrake/trunk (each)
Beetle 8.1960 and later,
Karmann Ghia 8.1960 and
later, Bus 8.1967 and later,
Type 3 until 7.1969

113947561H • 113947561D

00657



Sidelight, turn indicator,
interior- and license plate
lighting bulb 12V clear (Per Pair)
Type: bayonet, Base: BA9s,
Color: clear, voltsage: 12V,
Power: 4 Watt

N177172 • N0177172

00656



Sidelight, turn indicator,
interior lighting bulb 6V clear
(Per Pair)
Beetle, Karmann Ghia, Bus
until 7.1967, Type 3

N177171 • N0177171

949

Side lights, Parking lights

00272



Turn indicator bulb 12V
amber (Per Pair)
Type: bayonet, Base: BA9s,
Color: amber (orange),
voltsage: 12V, Power: 4 Watt

Group 951 : Horns

951 Horns

00683



12V relay
stock applications Beetle 1303
until 7.1973, Karmann Ghia
8.1966 and later, Bus 8.1972 and
later, Type 3 8.1971 and later,
universal use for all models and
years

141951253B

02708



Horn brush with holder and
clip
Beetle until 7.1959, Karmann
Ghia until 7.1959

111951581A• 111109425•
111951585

00650



Horn low tone
voltsage: 6V

111951111H• 111951111E

03650



Horn low tone A-quality
voltsage: 12V, Sound pitch:
335 Hz

191951113A• 311951113L

00651



Horn low tone B-quality
voltsage: 12V, Loudness: 110
dB

113951113A• 311951113L•
191951113A

01986



Horn terminal boots (Per Pair)
Beetle, Karmann Ghia, Bus,
Type 3, Thing

111951195A

02705



Horn ring
Beetle 8.1959 until 7.1971,
Karmann Ghia 8.1959 until
7.1971, Type 3 until 7.1971

113951531F

02704



Horn ring mounting kit
Beetle 8.1959 until 7.1971,
Karmann Ghia 8.1959 until
7.1971, Type 3 until 7.1971

113951563• 113951541• N106951•
113951547• 113951555A• 113951539



Group 951 : Horns

09780



Horn button Golden Lady replaces the original Beetle horn cap until 7.1955, replacement for the original Petri horn cap

09782



Horn button St. Christopher replaces the original Beetle horn cap until 7.1955, replacement for the original Petri horn cap

09781



Horn button Sun & Moon replaces the original Beetle horn cap until 7.1955, replacement for the original Petri horn cap

09779



Horn button Wolfsburg replaces the original Beetle horn cap until 7.1955, replacement for the original Petri horn cap or reproduction banjo steering wheel

09737



Horn button silver beige with gold-colored emblem Beetle export models and convertible 8.1955 until 7.1959, Karmann Ghia until 9.1957, Bus 4.1955 until 7.1967

02711



Horn button black with gold-colored emblem Beetle export models and convertible 8.1955 until 7.1959, Karmann Ghia until 9.1957, Bus 4.1955 until 7.1967

113951501B466

113951501B

02712



Horn button black with silver-colored emblem Beetle export models and convertible 8.1955 until 7.1959, Karmann Ghia until 9.1957, Bus 4.1955 until 7.1967

113951501B

10752



Dual horn protection boot Karmann Ghia

141951231

03785



Rocker shaft/horn brush holder clips (4 pieces) Type-1 25hp+30hp (rocker shaft), Type-1/Karmann Ghia until 7.1959 (brush holder)

111109425

Group 953 : Side indicator

953

Side indicator

 00662



Taillight with brake light or turn indicator with sidelight combination bulb 12V (Per Pair)
Beetle, Karmann Ghia, Bus 1958 (VIN 351 736) until 7.1979, Type 3 8.1969 and later, Thing

N177382 • N0177382

 00660



Taillight with brake light or turn indicator with sidelight combination bulb 6V (Per Pair)

Beetle, Karmann Ghia, Bus 1958 (VIN 351 736) until 7.1967

 04154



Hazard light switch 12V
Beetle VW1200, VW1300, VW1500 and 1302 8.1968 until 9.1990, Karmann Ghia 8.1968 and later, Bus Ambulance 1968 (VIN 278 098 286) until 1968 (VIN 278 220 000), all models 8.1968 until 7.1979, Type 3 8.1969 and later, Thing

211953235A

 10650



Amber (orange) turn signal lens front (each)
Karmann Ghia 1958 (VIN 2 103 015) until 1963 (VIN 5 853 201)

141953161B

 20637



Amber (orange) turn signal lens front (each)
Karmann Ghia until 1958 (VIN 2 103 014), Bus until 7.1963

211953161

 30646



Amber (orange) turn signal lens front (each)
Karmann Ghia 1963 (VIN 5 853 202) until 7.1969, Type 3 all models until 7.1963, Type 3 Notchback 8.1963 until 7.1966, Type 3 Squareback 1500/1500N 8.1963 until 7.1966, Type 3 Fastback 1600T(simplified version) 8.1968 and later

311953161

 10640



Amber (orange) turn signal lens front left
Karmann Ghia for export countries (original mounted) 8.1969 and later, fits also Karmann Ghia for Germany 8.1969 and later

141953161C

 10641



Amber (orange) turn signal lens front right
Karmann Ghia for export countries (original mounted) 8.1969 and later, fits also Karmann Ghia for Germany 8.1969 and later

141953162C

Group 953 : side indicator

 00641



Indicator lights and dashboard instrument lighting bulbs 12V (Per Pair)
Beetle, Karmann Ghia, Bus until 7.1967, Type 3, Thing

N177222• N0177222

 00678



Indicator lights and dashboard instrument lighting bulbs 6V (Per Pair)
Beetle, Karmann Ghia, Bus until 7.1967, Type 3

N177221• N0177221

 20666



Indicator lights, switches and dashboard instrument lighting bulbs 12V (Per Pair)
Type: T5, Base: W2, Color: clear, voltsage: 12V, Power: 1.2 Watt

N0177512• N177512

 04651



Dash switch escutcheon nut (each)
Beetle 8.1967 and later, Karmann Ghia 8.1967 and later, Bus 8.1967 and later, Type 3 8.1967 and later, Thing

111941515D

 03799



Wire grommets (Per Pair)
Beetle, Karmann Ghia, Bus 8.1967 and later, Type 3, Thing

111971911A• 1119719112

 10651



Clear turn signal lens front (each)
Karmann Ghia for export countries 1958 (VIN 2 103 015) until 1963 (VIN 5 853 201)

141953161A

 20636



Clear turn signal lens front (each)
Beetle for export countries until 7.1957, Karmann Ghia for Italy until 1958 (VIN 2 103 014), Bus until 7.1963

111953161

 30645



Clear turn signal lens front (each)
Karmann Ghia for Italy 1963 (VIN 5 853 202) until 7.1969, Type 3 for export countries until 7.1963

311953161A

 04155



Knob hazard light switch 12V
Beetle 1200/1300/1500/1302 8.1970 and later (without dash cover), Karmann Ghia 8.1970 and later, Type 3 8.1970 and later

111953245E

Group 953 : Side indicator

03971



Knob turn signal switch ivory
Beetle 10.1952 until 7.1966
(export until 7.1959),
Karmann Ghia until 7.1959,
Bus 3.1955 until 7.1965

113953541

03972



Knob turn signal switch grey
Beetle 10.1952 until 7.1966
(export until 7.1959),
Karmann Ghia until 7.1959,
Bus 3.1955 until 7.1965

113953541

03970



Knob turn signal switch black
Beetle 10.1952 until 7.1966
(export until 7.1959),
Karmann Ghia until 7.1959,
Bus 3.1955 until 7.1965

113953541

10704



Front turn signal wiring tubes
(Per Pair)
Karmann Ghia 8.1969 and
later

141953167C

00272



Turn indicator bulb 12V
amber (Per Pair)
Type: bayonet, Base: BA9s,
Color: amber (orange),
voltsage: 12V, Power: 4 Watt

00277



Turn indicator bulb 12V
amber (Per Pair)
Type: bayonet, Base: BA15s,
Color: amber (orange),
voltsage: 12V, Power: 21 Watt

00273



Turn indicator bulb 6V amber
(Per Pair)
Beetle, Karmann Ghia, Bus
until 7.67, Type 3

00646



Flasher relay
6V, 2 terminals, 2 x 18 Watt

00685



Flasher relay
12V, 3 terminals, 4 x 21 Watt

111953185A

**1H0953227• 111953227D•
191953227A**



Group 953 : side indicator

00695



Flasher relay
6V, 3 terminals, 2 x 18 Watt

111953185C

04685



Flasher relay
12V, 4 terminals, 4 x 21 Watt

211953215C

20685



Flasher relay
12V, 9 terminals, 4 x 21 Watt

211953227B

10699



Turn signal seal (each)
Karmann Ghia until 1958 (VIN
2 103 014)

141953165

10702



Front turn signal seal left
Karmann Ghia 8.1969 and
later

141953165C

10703



Front turn signal seal right
Karmann Ghia 8.1969 and
later

141953166C

00675



Turn signal switch
Beetle VW 1200 8.1970 until
7.1975, VW 1300 and 1302
8.1970 until 7.1971, Karmann
Ghia 8.1970 until 7.1971

111953513C

00676



Turn signal switch
Beetle VW 1300, 1302 and 1303
8.1971 and later, VW 1200 8.1975
until 1980 (VIN 11-B-010 818),
Karmann Ghia, 8.1971 and later,
Type 3 8.1971 and later, Thing
1974 (VIN 184 2356 316) and later

111953513F

00677



Turn signal switch
Beetle 8.1967 until 7.1970,
Karmann Ghia 8.1967 until
7.1971, Type 3 8.1967 until
7.1969

311953513B

Group 953 : Side indicator

01195



Turn signal switch silver beige
Beetle standard models 1961
(VIN 3 856 472) until 7.1965,
export models 8.1961 until
7.1965, Karmann Ghia export
models 8.1960 until 7.1965

141953517C466

09717



Turn signal switch black
Beetle export models 8.1965
until 7.1967, standard models
8.1966 until 7.1967, Karmann
Ghia 8.1965 until 7.1967

141953517F043

00659



Turn indicator, tail-reversing-
ambulance and license plate
light bulb 6V clear (Per Pair)
Beetle, Karmann Ghia, Bus
until 7.67, Type 3

N177321

00658



Turn indicator, tail-reversing-
ambulance and fog light bulb
12V clear (Per Pair)
Type: bayonet, Base: BA15s,
Color: clear, voltsage: 12V,
Power: 21 Watt

N177322• N0177322

14019



Seal between turn signal lens
and bulb holder (Per Pair)
Karmann Ghia 1958 (VIN 2
103 015) until 1963 (VIN 5
853 201)

141953153B

14020



Seal between turn signal lens
and bulb holder (Per Pair)
Karmann Ghia 1963 (VIN 5
853 202) until 7.1969, Type 3
until 7.1969

311953151

10700



Seal between turn signal
base and body (each)
Karmann Ghia 1958 (VIN 2
103 015) until 1963 (VIN 5
853 201)

141953165A

10701



Seal between turn signal
base and body (each)
Karmann Ghia 1963 (VIN 5
853 202) until 7.1969

141953165B

02445



Wiper switch with pneumatic window
washer
Beetle VW1300, VW1500 and 1302
8.1971 until 1973 (VIN 114 2358 021),
1303 until 1973 (VIN 134 2358 021),
Karmann Ghia, 8.1971 and later, Type
3, 8.1971 and later, Thing 3.1973 until
1974 (VIN 184 2356 315)

111953519H• 111953519E



Group 953 : side indicator

 09721



Stainless steel turn indicator cover
Beetle until 7.1967, Karmann Ghia until 7.1967, Type 3 until 7.1967

 00657



Sidelight, turn indicator, interior- and license plate lighting bulb 12V clear (Per Pair)
Type: bayonet, Base: BA9s, Color: clear, voltsage: 12V, Power: 4 Watt

 00656



Sidelight, turn indicator, interior lighting bulb 6V clear (Per Pair)
Beetle, Karmann Ghia, Bus until 7.1967, Type 3

 10655



Chromed turn indicator bulb holder (each)
Karmann Ghia export models USA and Canada 1963 (VIN 5 853 202) until 7.1969

141953053F

 04650



Dash switch escutcheon nut (each)
Beetle 8.1957 until 7.1967, Karmann Ghia 10.1957 until 7.1967, Bus 8.1967 and later, Type 3 8.1963 until 7.1967, Thing until 2.1973

111941515

 04651



Dash switch escutcheon nut (each)
Beetle 8.1967 and later, Karmann Ghia 8.1967 and later, Bus 8.1967 and later, Type 3 8.1967 and later, Thing

111941515D

955

Wipers, Washer

Group 955 : Wipers, Washer

12452



Knob for lighting or wiper switch white
Karmann Ghia lighting switch 10.1957 until 1963 (VIN 5 286 784), wiper switch 10.1957 until 7.1961

141941541

04460



Headlight washer nozzle black

113955185

05447



Nut windscreen washer hose or brakefluid reservoirline (each)
Window washer hose nut Beetle 8.1967 and later, Karmann Ghia 8.1967 and later, Bus 8.1967 until 7.1979, Type 3, Thing, Brake fluid reservoir line nut Beetle 1966 (VIN 116 872 032) until 7.1967, Karmann Ghia 1966 (VIN 146 872 032) until 7.1967, Type 3 until 7.1967

113955481

59990



Windscreen washer liquid 500 ml concentrated

02448



Windscreen washer conversion kit from manual to electric 12V

02447



Window washer hose per meter
ø 2.5mm

N180571

06281



Windscreen washer valve Beetle 8.1971 and later, Karmann Ghia 8.1971 and later, Type 3 8.1971 and later, Thing 3.1973 and later

111953553

02451



Windscreen washer nozzle chrome Beetle, Karmann Ghia, Type 3, Thing

111955993A

04450



Windscreen washer nozzle black A-quality Beetle, Karmann Ghia, Type 3, Thing

111955993A



Group 955 : Wipers, Washer

 02450



Windscreen washer nozzle
black B-quality
Beetle, Karmann Ghia, Type 3,
Thing

111955993A

 02460



Windscreen washer bottle
cap
Beetle 8.1967 until 1980
(VIN 11-B-010 818), Karmann
Ghia 8.1967 and later, Type 3
8.1967 and later, Thing

311955979B

 12400



Wiper blades (Per Pair)
Karmann Ghia until 1966 (VIN
147 155 684)

141955425

 12403



Wiper blades (Per Pair)
Karmann Ghia 8.1967 and
later

141955425C

 02407



Wiper blade mounting
brackets (Per Pair)
Beetle VW1200, VW1300,
VW1500 and 1302 8.1964
and later

113955811B

 02417



Wiper motor armature 12V
(SWF)
Beetle 8.1957 until 7.1967,
Karmann Ghia 8.1959 until
7.1966, Bus 4.1955 until
7.1964

 02455



Wiper switch knob including
windscreen washer push button
Beetle VW 1300, VW 1500 and 1302
8.1967 until 7.1971 (only for cars
without dash cover), VW 1200 8.1967
until 12.1977 (only for cars without
dash cover), Karmann Ghia 8.1967
until 7.1971, Type 3 8.1967 until 7.1971

111941541F• 111941547•
411955549B

 02444



Wiper switch with pneumatic
window washer
Beetle VW1300, VW1500 and
1302 8.1967 until 7.1971, VW1200
8.1967 until 7.1975, Karmann
Ghia 8.1967 until 7.1971, Type 3
8.1967 until 7.1971

141955517A

 02445



Wiper switch with pneumatic window
washer
Beetle VW1300, VW1500 and 1302
8.1971 until 1973 (VIN 114 2358 021),
1303 until 1973 (VIN 134 2358 021),
Karmann Ghia, 8.1971 and later, Type
3, 8.1971 and later, Thing 3.1973 until
1974 (VIN 184 2356 315)

111953519H• 111953519E

Group 955 : Wipers, Washer


02454



Wiper switch with pneumatic window washer
Beetle until 7.1967, Karmann Ghia 8.1966 until 7.1967, Bus 8.1967 until 7.1972, Type 3 8.1966 until 7.1967, Thing until 2.1973

141955517

12427



Wiper arm (grey) 285 mm (each)
Karmann Ghia until 1966 (VIN 147 155 684)

141955411

02411



Wiper arm caps (Per Pair)
Beetle 8.1972 and later, Karmann Ghia 8.1972 and later, Bus 8.1972 and later, Type 3 1972 (VIN 312 2158 628) and later

133955435

02408



Wiper arm cap nuts (Per Pair)
Beetle 8.1969 until 7.1972, Karmann Ghia 8.1969 until 7.1972, Bus 8.1968 until 7.1972, Type 3 8.1969 until 1972 (VIN 312 2158 627)

211955417A

02410



Wiper shaft caps (Per Pair)
Beetle 8.1969 and later, Karmann Ghia 8.1969 and later, Bus 8.1972 until 7.1979, Type 3 8.1969 and later, Thing 3.1973 and later

211955275A • 1499552751

02439



Wiper shaft grommets (4-part)
Beetle 8.1957 until 7.1964, Karmann Ghia 10.1957 until 7.1969, Thing until 2.1973

111955261A • 111955265A

02425



Wiper shaft grommets (Per Pair)
Beetle VW1200, VW1300, VW1500 and 1302 8.1969 and later, Karmann Ghia 8.1969 and later, Bus 8.1967 until 7.1979, Type 3

311955261A

02409



Wiper shaft bearing cover (Per Pair)
Beetle until 7.1969, Karmann Ghia until 7.1969

113955275B

02403



Wiper shaft nuts (Per Pair)
Beetle 8.1969 and later, Karmann Ghia 8.1969 and later, Bus 8.1967 until 7.1979, Type 3, Thing 3.1973 and later

311955243A



Group 955 : Wipers, Washer

02413



Wiper shaft washers M12 (Per Pair)

Beetle 8.1969 and later, Karmann Ghia 8.1969 and later, Bus 8.1967 until 7.1979, Type 3, Thing 3.1973 and later

311955255

12440



Wiper shaft left or right (each)
Karmann Ghia 10.1957 until 7.1959

141955215B

12441



Wiper shaft left or right (each)
Karmann Ghia 8.1959 until 7.1967

141955215C

12442



Wiper shaft left or right (each)
Karmann Ghia 8.1967 until 7.1969

141955215D

12443



Wiper shaft left or right (each)
Karmann Ghia 8.1969 until 7.1972

141955215E

02414



Wiper motor converter 12V to 6V
voltage: 12V, Power: 50 W, Resistance: 4 Ohm

04664



Wiper switch knob ivory
Beetle until 7.1961, Karmann Ghia until 9.1957, Bus until 7.1965

113955541

04665



Wiper switch knob black
Beetle until 7.1961, Karmann Ghia until 9.1957, Bus until 7.1965

111955541

00990



Vacuum, water or breather hose T-piece
Maximum hose inner diameter: 5mm, Material: Plastic


Group 955 : Wipers, Washer

00991



Vacuum, water or breather
hose T-piece
Maximum hose inner
diameter: 7mm, Material:
Plastic

02651



Fuel gauge stabilizer
Beetle 8.1967 and later, Bus
1973 (VIN 213 2166 508) until
7.1979

113957099A

20666



Indicator lights, switches
and dashboard instrument
lighting bulbs 12V (Per Pair)
Type: T5, Base: W2, Color:
clear, voltsage: 12V, Power:
1.2 Watt

N0177512• N177512

04494



Dehne fuel gauge (digital)
Beetle, Karmann Ghia, Bus
until 1973 (VIN 293 2138
900), Type 3, Thing

03799



Wire grommets (Per Pair)
Beetle, Karmann Ghia, Bus
8.1967 and later, Type 3,
Thing

111971911A• 1119719112

02643



Gauge mounting plate under
dash
2 X 52mm black



Group 957 : Dash instruments

02644



Gauge mounting plate under dash
3 X 52mm black

02652



Gauge mounting plate under dash
1 X 52mm black

12682



Bulb socket indicator lights,
switches and instrument
lighting (Per Pair)
Beetle, Karmann Ghia, Bus
8.1967 and later, Type 3,
Thing

141957397A

02682



Bulb socket indicator lights and
dashboard instrument lighting
(Per Pair)
Beetle 8.1960 and later, Karmann
Ghia 8.1960 until 7.1966, Bus
8.1960 until 7.1967, Type 3, Thing

111957397

02683



Bulb socket indicator lights
and dashboard instrument
lighting (Per Pair)
Beetle until 7.1960, Karmann
Ghia until 7.1960, Bus until
7.1960

N176011

02676



Brass odometer gear (KPH)
Number of Teeth: 12,
Diameter: 8.65mm

02663



Oil pressure gauge 0-10 bar
Ø 52 mm
12V

02662



Oil pressure gauge 0-5 bar Ø
52 mm
12V

02633



Oil temperature gauge 50-
150 °C Ø 52 mm (VDO)
12V only

Group 957 : Dash instruments

02690



Speedometer ring polished aluminum
Beetle 1200-1300-1500-1302
8.1957 and later, Karmann
Ghia until 7.1966

113957371D


02691



Speedometer ring black aluminum
Beetle 1200-1300-1500-1302
8.1957 and later, Karmann
Ghia until 7.1966

113957371E

02701



Speedo ring seal
Beetle 1200-1300-1500-1302
10.1952 and later, Karmann
Ghia, Bus 3.1955 until 7.1967,
Thing

111957375A

02689



Speedo cable
Beetle 1302 and 1303
(RHD), Karmann Ghia until
7.1971(RHD)

142957801C

12695



Speedo cable
Karmann Ghia until 7.1966
(LHD), Type 3 (LHD)

141957801C

12697



Speedo cable
Karmann Ghia 8.1971 and
later (LHD)

141957801D

02684



Speedo cable A-quality
Beetle 10.1952 until 7.1957
(LHD), Karmann Ghia 8.1966
until 7.1971 (LHD), Thing
(LHD)

111957801H

02699



Speedometer cable thru
fender well Seal
Beetle 8.1960 and later,
Karmann Ghia 8.1960 and
later, Type 3, Thing

111957861

02700



Speedo cable thru spindle
grommet
Beetle, Karmann Ghia, Bus
except Syncro, Type 3, Thing

111957855B



Group 957 : Dash instruments

02664



Voltmeter gauge 8-16V, Ø 52
mm
12V

00636



Battery clamps (Per Pair)
all models and years

08977



Rear window defroger
wiring grommets (Per Pair)
Beetle, Karmann Ghia, Type 3

143971919

04411



Shielded 6.3 mm spade
connector 1 to 1

111971977

04412



Shielded 6.3 mm spade
connector 1 to 2

111937079

04413



Shielded 6.3 mm spade
connector 2 to 2

111937078

Group 971 : Electrical wiring

04410



Shielded 6.3 mm spade connector 3 to 3

311971907

03801



Wire harness grommets (Per Pair)
Beetle 8.1969 and later harness front side, Karmann Ghia 8.1969 and later headlight bucket, Type 3 harness rear side, Thing harness

00641



Indicator lights and dashboard instrument lighting bulbs 12V (Per Pair)
Beetle, Karmann Ghia, Bus until 7.1967, Type 3, Thing

N177222• N0177222

00678



Indicator lights and dashboard instrument lighting bulbs 6V (Per Pair)
Beetle, Karmann Ghia, Bus until 7.1967, Type 3

N177221• N0177221

20666



Indicator lights, switches and dashboard instrument lighting bulbs 12V (Per Pair)
Type: T5, Base: W2, Color: clear, voltsage: 12V, Power: 1.2 Watt

N0177512• N177512

03800



Grommet starter cable
Beetle, Karmann Ghia, Bus until 7.1979

111971905

03799



Wire grommets (Per Pair)
Beetle, Karmann Ghia, Bus 8.1967 and later, Type 3, Thing

111971911A• 1119719112


01951



Generator, alternator, seat belt- and oil pressure switch terminal boots (Per Pair)
Generator terminals Beetle 8.1970 and later, Karmann Ghia 8.1970 and later, Type 3, Alternator terminal Bus 8.1967 until 7.1979* and 8.1987 and later, Safety belt warning switch Beetle, Karmann Ghia, Type 3, Oil pressure switch Type 3 with injection engine

113971901A

10690




Wiring loom complete
Karmann Ghia export models USA and Canada 8.1960 until 7.1965 (LHD)

141971011C• 143971055F• 141971077C• 141971090A• 111937079• 111971977• 131941341• 111941341• 161941165A• 311941189• 111971911• 141971907•



Group 971 : Electrical wiring


 10693



Wiring loom complete
Karmann Ghia export models
USA and Canada 8.1967 until
7.1969 (LHD)

141971014D• 141971069• 141971070• 111937078•
111971977• 131941341• 111941341• 161941165A•
311941189• 111971911• 141971907

 10694



Wiring loom complete
Karmann Ghia export models
USA and Canada 8.1969 until
7.1971 (LHD)

141971011T• 111937078• 111971977•
131941341• 111941341• 161941165A•
311941189• 111971911• 141971907

 10695



Wiring loom complete
Karmann Ghia export models
USA and Canada 8.1971 and
later (LHD)

141971011CP• 111937078• 111971977•
131941341• 111941341• 161941165A•
311941189• 111971911• 141971907

 00681



Ceramic Fuses 8 AMP (10
pieces)
Beetle, Karmann Ghia, Type
3, Thing, Bus until 7.1985
(excluding Carat)

N171211• N0171211

 00601



Battery isolator switch

 00554



Ground strap 200 x 20 mm
eye/eye (10 mm)
gearbox to chassis

111971237A

 00718



Ground strap 290 x 20 mm
eye /eye (10 mm)
universal applications

 00342



Ground strap with battery
clamp 385 mm
battery to chassis

147971235

 08114



Uninsulated right angled
female spade connectors with
locking barb (10 pieces)
Spade connector size: 7.8mm,
Material thickness: 0.8mm,
Wire thickness: 2.5mm²

111971951

Group 971 : Electrical wiring

08116



Uninsulated right angled female spade connectors with locking barb (10 pieces)
Spade connector size: 8.0mm,
Material thickness: 0.8mm,
Wire thickness: 1.5- 2.5mm²

111971966

08115



Uninsulated right angled female spade connectors without locking barb (10 pieces)
Spade connector size: 6.3mm,
Material thickness: 0.8mm, Wire thickness: 1.0-2.5mm²

111971965

08111



Uninsulated male spade connectors with locking barb (10 pieces)
Spade connector size: 6.3mm,
Material thickness: 0.8mm,
Wire thickness: 0.5 - 1.0mm²

111971985

08112



Uninsulated male spade connectors with locking barb (10 pieces)
Spade connector size: 6.3mm,
Material thickness: 0.8mm,
Wire thickness: 1.5 - 2.5mm²

111971986

08113



Uninsulated male spade connectors with locking barb (10 pieces)
Spade connector size: 6.3mm,
Material thickness: 0.8mm,
Wire thickness: 4.0 - 6.0mm²

111971987

08108



Uninsulated male spade connectors without locking barb (10 pieces)
Spade connector size: 2.8mm,
Material thickness: 0.8mm,
Wire thickness: 0.5 - 1.5mm²

N174580

08109



Uninsulated male spade connectors without locking barb (10 pieces)
Spade connector size: 6.3mm, Material thickness: 0.8mm, Wire thickness: 1.5 - 2.5mm²

08110



Uninsulated male spade connectors without locking barb (10 pieces)
Spade connector size: 6.3mm,
Material thickness: 0.8mm,
Wire thickness: 4.0 - 6.0mm²

N174620

08101



Uninsulated ring terminals 5 mm (10 pieces)
Ring diameter: 5mm, Material thickness: 0.8mm, Wire thickness: 1.0 - 2.5mm²

111971949



Group 971 : Electrical wiring

08102



Uninsulated ring terminals 5 mm (10 pieces)
Ring diameter: 5mm, Material thickness: 0.8mm, Wire thickness: 4.0 - 6.0mm²

111971947

08103



Uninsulated ring terminals 6 mm (10 pieces)
Ring diameter: 6mm, Material thickness: 0.8mm, Wire thickness: 1.0 - 2.5mm²

111971949B

08104



Uninsulated ring terminals 6 mm (10 pieces)
Ring diameter: 6mm, Material thickness: 0.8mm, Wire thickness: 4.0 - 6.0mm²

08105



Uninsulated ring terminals 8 mm (10 pieces)
Ring diameter: 8mm, Material thickness: 0.8mm, Wire thickness: 1.0 - 2.5mm²

111971950

08106



Uninsulated ring terminals 8 mm (10 pieces)
Ring diameter: 8mm, Material thickness: 0.8mm, Wire thickness: 4.0 - 6.0mm²

111971948

08100



Uninsulated fork terminals 6 mm (10 pieces)
Fork diameter: 6mm, Material thickness: 0.8mm, Wire thickness: 1.5 - 2.5mm²

08121



Uninsulated female spade connectors with locking barb (10 pieces)
Spade connector size: 6.3mm, Material thickness: 0.8mm, Wire thickness: 0.5-1.0mm²

111971959

08122



Uninsulated female spade connectors with locking barb (10 pieces)
Spade connector size: 6.3mm, Material thickness: 0.8mm, Wire thickness: 1.5-2.5mm²

111971960

08123



Uninsulated female spade connectors with locking barb (10 pieces)
Spade connector size: 6.3mm, Material thickness: 0.8mm, Wire thickness: 4.0-6.0mm²

111971961

Group 971 : Electrical wiring

08124



Uninsulated female spade connectors with locking barb (10 pieces)

Spade connector size: 2.8mm, Material thickness: 0.5mm, Wire thickness: 0.5-1.0mm²

111971957

08125



Uninsulated female spade connectors with locking barb (10 pieces)

Spade connector size: 2.8mm, Material thickness: 0.8mm, Wire thickness: 0.5-1.5mm²

111971958 • 111971983

08117



Uninsulated female spade connectors without locking barb (10 pieces)

Spade connector size: 6.3mm, Material thickness: 0.8mm, Wire thickness: 0.5-1.0mm²

08118



Uninsulated female spade connectors without locking barb (10 pieces)

Spade connector size: 6.3mm, Material thickness: 0.8mm, Wire thickness: 1.5-2.5mm²

08119



Uninsulated female spade connectors without locking barb (10 pieces)

Spade connector size: 6.3mm, Material thickness: 0.8mm, Wire thickness: 4.0-6.0mm²

08120



Uninsulated female spade connectors without locking barb (Per Pair)

Spade connector size: 9.6mm, Material thickness: 1.0mm, Wire thickness: 6.0-8.5mm²

111971962

08107



Double male to single female spade connector (Per Pair)

Spade connector size: 6.3mm, Material thickness: 0.8mm

111971511

03694



Alternator and/or voltage regulator plug (each)

Beetle with Type-1 engine until 1974, Bus until 7.1979 with Type-1 engine 1600cc with engine code AS and alternator 043 903 023 B, Type-4 engine, Thing with Type-1 engine 1600cc with engine code AL 1.1975 until 1.1977

021971841

05681



Inline fuse holder including 8 AMP fuse

Beetle 1968 (VIN 118 963 240) and later, Karmann Ghia 8.1967 and later, Bus 8.1967 and later, Type 3 1968 (VIN 318 210 005) and later

111937091A



Group 999 : Radio, antenna and relatives

999

Radio, antenna
and relatives

10432



Antenna
Karmann Ghia, Thing

00543




Radio mounting box

09743



Radio switch rosewood (Per
Pair)

03783



Relay 6V/30 A
all models with 6V

00699



Voltage converter 6V to 12V
max. 10A

311863139



Various

Group 10



Group 000 : Stickers

000
Stickers

06177



Coil sticker Bosch 12V

06161



Coil sticker Bosch 12V blue coil

00789



Coil sticker Bosch 6V

06160



Coil sticker Bosch 6V blue coil

06162



Coil sticker Bosch Super-Coil (Blue coil)

02609



Wheel cap decals with EMPI GT logo on white background (4 pieces)
Diameter: 43mm

02526



Wheel cap decals with EMPI logo (4 pieces)
Diameter: 43mm


02525



Wheel cap decals with Paruzzi logo (4 pieces)
Diameter: 44mm

Group 000 : Stickers

00784



Restoration sticker kit (10-part)
Beetle, Karmann Ghia

06205



Sticker 12V on the A-pillar
Beetle, Karmann Ghia, Type 3,
Bus until 7.1967, Thing

111900275

06200

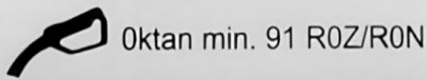
Reifendruck / Cold Tire Inflation Pressure

Teil-Nr. 113.000.257 A	Nutzlast / max. load	halb	voll	halb	voll
Normalreifen	vorn / front	1,1	1,3	16	19
	hinten / rear	1,7	1,9	24	27
Bias Ply Tires	Autobahn / Highway + 0,2 atü / 3 psi				
	vorn / front	1,3	1,3	19	19
Gürtelreifen Radial Ply Tires	hinten / rear	1,9	1,9	27	27

Restoration sticker tire
pressure
Beetle 8.1970 and later,
Karmann Ghia 8.1970 and
later

113000257A

06174



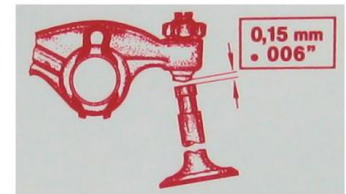
Sticker fuel octane 91

76184



Sticker Eberspächer fuel fill
up warning

06204



Restoration sticker valve timing
Beetle 8.1964 and later,
Karmann Ghia 8.1964 and later,
Bus 8.1967 until 7.1973 with
1700cc engine, Type-3 8.1964
and later, Thing

022100175

00785

Zulässige Belastung des Gepäckträgers = 50 kg
Gesamtbelastung des Fahrzeuges von 380 kg
darf jedoch nicht überschritten werden.
Maximum permissible load of luggage carrier = 110 lbs.
Total loading capacity of vehicle = 836 lbs.
must not be exceeded.

Restoration sticker load
weight

00787



Restoration sticker air cleaner
until 7.1966

00788

Bei starkem Staubanfall täglich Ölwechsel sonst alle 5000 km
Under severe dust conditions change oil daily otherwise every 3000 miles
Nettoyage du filtre: tous les jours quand l'air est fortement
chargé de poussière, sinon, tous les 5000 km.
En regiones muy polvorosas cambiar cada día el aceite, pero, lo mas
tarde, cada 5000 km.

Restoration sticker air cleaner
8.1966 until 7.1972



Group 000 : Stickers

00786



Volkswagen service sticker

ZCP902672

010 Fasteners

17431



Battery bracket, cooling fan and ambulance portable chair roller bolts (4 pieces)

Karmann Ghia battery bracket 8.1967 until 1971 (VIN 142 23136 411), Bus 8.1967 and later, cooling fan CT/CZ and Type-4 engines, ambulance portable chair rollers

N102461 • N0102464

04416



Rear wheel- gearbox bearing circlips (Per Pair)

Beetle with IRS, Karmann Ghia with IRS, Type 3 with IRS, Thing with IRS, Vanagon/T25 Syncro viscous coupling and gearbox

N123191 • N0123191

01150



Axle lock ring M7 per (3 pieces)
various applications for Beetle, Karmann Ghia until 7.1960, Bus, Type 3

N124371 • N0124373

04844



Pan head cross screw (10 pieces)
Thread size: M5, Length: 10mm, Material: galvanized steel, Screw head Type: Philips

N01412913

07427



Pan head cross screw (10 pieces)
Thread size: M5, Length: 15mm, Material: galvanized steel, Screw head Type: Philips

N0141313 • N108151 • N141312 • N0108151

Group 010 : Fasteners

07434



Panhead screws (10 pieces)
Length: 9.5mm, Diameter:
3.5mm, Material: galvanized
steel, Screw head Type:
Philips

N139573• N0139575• N139571

07435



Panhead screws (10 pieces)
Length: 13mm, Diameter:
3.5mm, Material: galvanized
steel, Screw head Type:
Philips

N139583• N0139587

07436



Panhead screws (10 pieces)
Length: 13mm, Diameter:
4.8mm, Material: galvanized
steel, Screw head Type:
Philips

N139681• N0139681

07437



Panhead screws (10 pieces)
Length: 16mm, Diameter:
4.8mm, Material: galvanized
steel, Screw head Type:
Philips

N139691• N0139694

07438



Panhead screws (10 pieces)
Length: 19mm, Diameter:
4.2mm, Material: galvanized
steel, Screw head Type:
Philips

N139671• N0139671

07445



Panhead screws (10 pieces)
Length: 13mm, Diameter:
3.9mm, Material: galvanized
steel, Screw head Type:
Philips

N139612• N0139612

03867



Retaining clips (6 pieces)
Cooling flaps Type-1 engines,
Accelerator pedal mechanism
Bus 8.1972 until 1975 (VIN
215 2082 489), Clutch pedal
mechanism Vanagon/T25 with a
Type 4 or CT/CZ engine

N236231• N0236231• N0126452

05307



Bolt M10 x 45 x 20 mm (Per Pair)
Beetle/Karmann Ghia until 7.1965 torsion
arm to link pin, Beetle/Karmann Ghia
chassis to bulkhead, Bus 8.1971 until
7.1979 front gearbox clamp, Vanagon/
T25 silencer clamp (only Turbo Diesel),
Vanagon/T25 bracket for high volume
horn, Type 3 sub-frame rear, Thing rear
body mounting

N0104457• N104451

07424



Body to chassis, horn,
bumper bracket and engine
mounting bolts (4 pieces)
Beetle, Karmann Ghia until
7.1971, Bus 8.1967 until
7.1972, Type 3, Thing

**N102546• N102541• N102542•
N102544**



Group 010 : Fasteners

70417



Washers M4 (10 pieces)
various applications for Beetle, Karmann Ghia, Bus until 7.1967, Type 3, Thing

N0116644• N116643

04625



Washers M6 (10 pieces)
Inner diameter: 6.4mm, Outer diameter: 18mm, Thickness: 1.6mm, Material: Galvanized steel

N116665• N01166615• N0116663

04600



Washers M8 (10 pieces)
Inner diameter: 8.4mm, Outer diameter: 24mm, Thickness: 2mm, Material: Galvanized steel

N116701• N01167016• N01167026

21280



Cylindrical hex bolts (Per Pair)
various applications for, Beetle 8.1970 and later, Karmann Ghia 8.1970 and later, Bus 8.1970 until 7.1979, Type 3 8.1971 and later, Thing 1.1973 and later

N0147791

71279



Cylindrical stainless steel hex bolts (Per Pair)
various applications for Beetle 8.1967 until 7.1975, Karmann Ghia 8.1967 until 7.1971, Vanagon/T25, Type 3 until 7.1971, Thing until 12.1972

N147091• N0147091

01856



Domed cap nuts M6 (6 pieces)
various applications for Beetle, Karmann Ghia, Bus, Type 3, Thing

N110623• N0110624

07394



Clutch release bearing sleeve and selector fork mounting bolts (3 pieces)
Clutch release bearing sleeve Beetle 1973 (VIN 113 2700 230) and later, Karmann Ghia 1973 (VIN 143 2700 230) and later, Bus 1973 (VIN 213 2194 782) and later, Thing 3.1973 and later, Selector fork Beetle 10.1952 until 7.1960, Karmann Ghia until 7.1960, Bus 4.1953 until 5.1959

N102281• N0901942

00098



DZUS fastener with tab (2-part) (each)

00144



DZUS fasteners (2-part) (each)

Group 010 : Fasteners

07432



Black oxide panhead screws
(10 pieces)
Length: 13mm, Diameter:
4,2mm, Screw head Type:
Philips

N139661• N01396626•
N01396612

17153



Emblem/dash cover clips (3
mm) (4 pieces)
Karmann Ghia 8.1962
and later (rear emblem),
Vanagon/T25 Carat (dash
cover)

N0120672

07397



External serrated lock
washers M5 (10 pieces)
Inner diameter: 5,3mm, Outer
diameter: 9mm, Height:
1.5mm, Material: Galvanized
steel

N121042• N0121044

07398



External serrated lock
washers M6 (10 pieces)
Inner diameter: 6,4mm, Outer
diameter: 11mm, Height:
2.1mm, Material: Galvanized
steel

N121051• N0121053

07399



External serrated lock
washers M8 (10 pieces)
Inner diameter: 8,4mm, Outer
diameter: 15mm, Height:
2.4mm, Material: Galvanized
steel

N121082• N0121082

07417



Galvanized steel M8 hex nuts
(10 pieces)
Thread size: M8 x 1.25,
Height: 6.26mm, Material:
galvanized steel, Wrench size:
13mm

N01100830• N01100818•
N110088• N0110088

07392



Curved M10 spring washers
(10 pieces)
Inner diameter: 10.5mm,
Outer diameter: 21mm,
Thickness: 1.0mm, Material:
Galvanized steel

N122302• N12230• N0122307•
N0122306

07393



Curved M12 spring washers
(10 pieces)
Inner diameter: 13mm, Outer
diameter: 24mm, Thickness:
1.2mm, Material: Galvanized
steel

N122321• N12232• N0122323

07390



Curved M4 spring washers
(10 pieces)
Inner diameter: 4.3mm, Outer
diameter: 9mm, Thickness:
0.5mm, Material: Galvanized
steel

N12224• N122241• N0122243



Group 010 : Fasteners

 07391



Curved M5 spring washers
(10 pieces)

Inner diameter: 5.3mm, Outer diameter: 11mm, Thickness: 0.5mm, Material: Galvanized steel

N12225• N122251• N0122253

 07405



Curved M6 spring washers
(10 pieces)

Inner diameter: 6.4mm, Outer diameter: 12mm, Thickness: 0.5mm, Material: Stainless steel A2

N0122265• N122262

 07414



Curved M7 spring washers
(10 pieces)

Inner diameter: 7.6mm, Outer diameter: 14mm, Thickness: 0.8mm, Material: Plain steel

N0122345• N122341• N0122343

 07409



Curved M8 spring washers 15 mm wide (10 pieces)

Inner diameter: 8.4mm, Outer diameter: 15mm, Thickness: 0.8mm, Material: Stainless steel A2

N122412• N01224110• N01224111

 07278



Curved M8 spring washers 17 mm wide (10 pieces)

Inner diameter: 8.4mm, Outer diameter: 17mm, Thickness: 0.8mm, Material: Galvanized

N122282• N0122283

 07395



Hardened M12 hex nuts (6 pieces)

Thread size: M12 x 1.50, Height: 10mm, Material: Dacromet steel, Wrench size: 17mm, Hardness: Grade 10

N10105507• N110202• N0110204

 07401



Hardened M7 hex nuts (4 pieces)

Thread size: M7 x 1.00, Height: 5.35mm, Material: Plain steel, Wrench size: 11mm, Hardness: Grade 10

N0110077• N110077• N110071

 00987



Heavy Duty hose clamps anodized blue (Per Pair)
Maximum hose outer size 20.9mm

 00970



Heavy Duty hose clamps anodized red (Per Pair)
Maximum hose outer size 12.7mm

Group 010 : Fasteners

00986



Heavy Duty hose clamps
anodized red (Per Pair)
Maximum hose outer size
20.9mm

07411



Internal serrated lock
washers M10 (10 pieces)
various applications for
Beetle, Karmann Ghia, Bus
8.1967 until 7.1979, Type 3

04477



Crosshead hinge bolts (12
pieces)
Beetle doors, Karmann Ghia
doors, Bus Pickup 8.1967 until
7.1979 side gates, Thing doors,
engine lid and windshield

N0121113 • N121111

N142881 • N0142881

07443



M10 hex bolt (Per Pair)
Thread size: M10 x 1.50,
Length: 70mm, Tensile load:
8.8, Material: galvanized
steel, Wrench size: 17mm

07277



M10 hex bolts (4 pieces)
Thread size: M10 x 1.50,
Length: 20mm, Tensile load:
10.9, Material: black
galvanized steel, Wrench size:
17mm

07412



M10 hex bolts (Per Pair)
various applications for
Beetle, Karmann Ghia, Bus
8.1975 and later, Type 3

N104701 • N104702 • N0104707

N0102524 • N102524


N0104403 • N104403

07426



M5 hex bolts (10 pieces)
Thread size: M5 x 0.8, Length:
25mm, Tensile load: 8.8,
Material: galvanized steel,
Wrench size: 8mm

07439



M6 hex bolts (10 pieces)
Thread size: M6 x 1.0, Length:
10mm, Tensile load: 8.8,
Material: galvanized steel,
Wrench size: 10mm

07440



M6 hex bolts (10 pieces)
Beetle, Karmann Ghia until
7.1964, Bus

N0102095 • N102091

**N10210 • N102101 • N102107 • N102103 •
N90529301 • N90529302 • N0102107**

**N102171 • N102174 • N01021710 •
N01021709 • N0102179**



Group 010 : Fasteners

 07441



M6 hex bolts (10 pieces)
Beetle, Karmann Ghia, Bus
8.1967 and later, Thing

N102184• N102186• N0102186

 07442



M8 hex bolts (10 pieces)
Thread size: M8 x 1.25,
Length: 20mm, Tensile load:
8.8, Material: galvanized
steel, Wrench size: 13mm

N102401• N102404• N102402•
N01024016

 07444



M8 hex bolts (10 pieces)
Thread size: M8 x 1.25,
Length: 18mm, Tensile load:
8.8, Material: galvanized
steel, Wrench size: 13mm

N102390• N10517• N102391•
N01023911

 07423



M8 hex bolts (4 pieces)
Beetle, Karmann Ghia, Bus
until 7.1967, Vanagon/T25,
Type 3, Thing

N0103609• N103602• N0103602

 07425



M8 hex bolts (4 pieces)
Thread size: M8 x 1.25,
Length: 50mm, Tensile load:
10.9, Material: galvanized
steel, Wrench size: 13mm

N0402622• N103503

 04361



M8 hex bolts (5 pieces)
Thread size: M8 x 1.25,
Length: 55mm, Tensile load:
10.9, Material: galvanized
steel, Wrench size: 13mm

N01035210• N103522•
N0902111

 07428



M8 hex bolts (8 pieces)
Thread size: M8 x 1.25,
Length: 25mm, Tensile load:
10.9, Material: galvanized
steel, Wrench size: 13mm

N01024222• N102425•
N01024230• N01024213

 04208



M8 bolts (Per Pair)
Beetle 8.1960 and later,
Karmann Ghia 8.1960 and
later, Bus 8.1967 and later,
Thing

N103531• N0103533

 07420



M8 hex bolts (Per Pair)
Thread size: M8 x 1.25,
Length: 40mm, Tensile load:
10.9, Material: Plain steel,
Wrench size: 13mm

N0103404• N103404

Group 010 : Fasteners

 04597



Washers M10 (4 pieces)
various applications for Beetle
1965 (VIN 116 412 701) and later,
Karmann Ghia 1965 (VIN 146 412
701) and later, Bus 8.1967 and
later, Type 3 8.1963 and later,
Thing

N0115608• N115602• N0115602

 04599



Washers M10 (16 pieces)
Inner diameter: 10.5mm,
Outer diameter: 21mm,
Thickness: 2mm, Material:
Galvanized steel, Hardness:
300 HV

N115271• N0115271•
N01152711

 07386



Washers M3.5 (10 pieces)
various applications for
Beetle, Karmann Ghia 8.1970
and later, Bus 8.1967 until
7.1979, Type 3

N115211• N0115213

 04598



Washers M8 (16 pieces)
Inner diameter: 8.4mm, Outer
diameter: 21mm, Thickness:
4mm, Material: raw steel

N0154013• N0154014

 09744



Door, window and ragtop
handle notch pin (Per Pair)
Beetle until 7.1967, Karmann
Ghia until 7.1963, Bus until
1965, Type 3 8.1966 until
7.1967

N128101

 07155



Stainless steel pan head cross
screw (10 pieces)
various applications for
Beetle, Karmann Ghia, Bus,
Type 3

N141212• N0141212

 07422



Stainless steel panhead
screws (10 pieces)
Beetle, Karmann Ghia, Bus
8.1967 and later, Type 3,
Thing 11.1974 and later

N139583• N0139587

 10506



Stainless steel panhead
screws (20 pieces)
various applications for
Beetle, Karmann Ghia,
Vanagon/T25

N0139541• N139541

 07156



Stainless steel pan head
countersunk cross screw (15
pieces)
Thread size: M4, Length:
12mm, Material: Stainless
Steel, Screw head Type: Philips

N142551• N0142551



Group 010 : Fasteners


07408



Stainless steel M8 hex nuts
(10 pieces)
Thread size: M8 x 1.25,
Height: 6.26mm, Material:
Stainless Steel A2, Wrench
size: 13mm

**N01100830• N01100818•
N110088• N0110088**

20411



Stainless steel panel screws and
washers (60 pieces)
Beetle convertible top, Karmann
Ghia convertible top, Bus until
1963 trim panels, Bus 8.1967 and
later trim panels, Type 3 trunk

**N115781• N0115781•
N0140864• N140851• N114601**

70403



Stainless steel countersunk
oval raised screws (10 pieces)
various applications for
Beetle, Karmann Ghia, Type
3, Bus

N0140864• N140851• N114601

07403



Stainless steel countersunk
screws (50 pieces)
Beetle convertible, Karmann
Ghia coupe and convertible

N0113221• N113221

07279



Stainless steel countersunk
screws (8 pieces)
Beetle convertible, Karmann
Ghia, Bus 8.1967 until 7.1979

N139971

02128



Stainless steel circlips (Per
Pair)
Inner diameter: 8mm,
Thickness: 0.8mm, Material:
Stainless Steel

N124081• N0124081• N0124082

07402



Stainless steel washers M8
(10 pieces)
Inner diameter: 8.4mm, Outer
diameter: 16mm, Thickness:
1.6mm, Material: Stainless
steel A2

**N01152520• N115252•
N01152513**

05143



Stainless steel hex bolts (10
pieces)
Thread size: M5 x 0.80,
Length: 10mm, Tensile load:
70, Material: Stainless Steel
A2, Wrench size: 8mm

N0102056• N102056• N102052

07406



Stainless steel hex bolts (10
pieces)
Thread size: M6 x 1.0, Length:
12mm, Tensile load: 70,
Material: Stainless Steel A2,
Wrench size: 10mm

**N01021226• N102123•
N102122• N01021214**

Group 010 : Fasteners

07407



Stainless steel hex bolts (10 pieces)
Thread size: M8 x 1.25,
Length: 22mm, Tensile load:
70, Material: Stainless Steel
A2, Wrench size: 13mm

N01024115• N01024118•
N102413• N102411

07387



Washers M4 (10 pieces)
Inner diameter: 4.3mm, Outer
diameter: 9.0mm, Thickness:
0.8mm, Material: Galvanized
steel

N115222• N0115227

07431



Washers M5 (10 pieces)
Inner diameter: 5.3mm, Outer
diameter: 10.0mm, Thickness:
1.0mm, Material: Galvanized
steel

N115231• N115233• N01152318

07388



Washers M6 (10 pieces)
Inner diameter: 6.4mm, Outer
diameter: 12.0mm, Thickness:
1.6mm, Material: Galvanized
steel

N11506• N115241• N115244•
N01152423• N0115247

02694



Speedo cable/pop-out latch
circlip (Per Pair)
cable all models 8.1965 and
later, latch Beetle 8.1964 and
later and Karmann Ghia 1963
and later

N124342• N0124342

02698



Speedo cable cotter pin (each)
for the speedo cable Beetle
until 7.1967, Karmann Ghia,
Bus until 7.1967, Type 3, for
the brake push rod Bus 8.1967
until 7.1979

N125121• N0125121

04349



Cotter pins (4 pieces)
various applications for
Beetle, Karmann Ghia, Bus
until 7.1972, Type 3 until
7.1967

N125221• N0125221

07413



Tie rod clamp bracket or mirror
arm nuts (4 pieces)
tie rod clamp bracket nut Beetle
8.1965 and later, Karmann Ghia
8.1965 and later, Bus 4.1955 until
7.1979, Type 3, Thing, exterior
mirror arm nut Bus until 7.1967

N110182• N0110184

04350



Tie rod castle nut cotter pins (4
pieces)
Beetle 1968 (VIN 118 857 240)
and later, Karmann Ghia 1968
(VIN 148 857 240) and later, Bus
8.1967 and later, Type 3 8.1967
and later, Thing

N125321• N0125321



Group 010 : Fasteners

07416



Tie rod, power brake pushrod and alternator nut (each)
Tie rod Beetle, Karmann Ghia, Type 3, Vanagon/T25, Power brake push rod Bus 8.1967 until 7.1979, Alternator Bus 8.1967 and later with T4, CT/CZ, Waterboxer engines or Diesel engine

N111633• N0111135

07396



Gas heater and backrest lock cable serrated lock washers (10 pieces)
Beetle gas heater, Karmann Ghia gas heater, Type 3 gas heater and front seat backrest lock cable

N120971• N0120973

07158



Starter solenoid and rear gate latch wear plate screws (Per Pair)
Starter solenoid Beetle, Karmann Ghia, Bus with an aircooled engine until 1981 (VIN 2--B-093610), Type 3, Thing, Rear gate latch wear plate Bus Pickup until 7.1979

N109881

03998



Steering box, ball joint, airco, anti-roll bar and alternator bracket bolts (Per Pair)
Beetle steering box 1964 and later except 1302/1303, ball joint 1302 and 1303 until 7.1973, Karmann Ghia steering box 1964 and later, Type 3 steering box, Vanagon/T25 anti-roll bar link rear kombi and ambulance 8.1985 and later, airco, 2nd alternator bracket, Thing steering box

N0104481• N104481• N104482

07400



Spring washers M10 (10 pieces)
Inner diameter: 10.2mm, Outer diameter: 18.1mm, Thickness: 2.2mm, Material: Galvanized steel

N120112• N120113• N0120113• N120102

07381



Spring washers M4 (10 pieces)
Inner diameter: 4,1mm, Outer diameter: 7.6mm, Thickness: 0.9mm, Material: Galvanized

N12004• N120041• N0120043

07430



Spring washers M5 (10 pieces)
Inner diameter: 5.1mm, Outer diameter: 9.2mm, Thickness: 1.2mm, Material: Galvanized steel

N12005• N120051• N120052• N0120053

07380



Spring washers M6 (10 pieces)
Inner diameter: 6,1mm, Outer diameter: 11,8mm, Thickness: 1.6mm, Material: Galvanized

N12006• N120062• N0120064

07410



Spring washers M8 (10 pieces)
Inner diameter: 8,1mm, Outer diameter: 14,8mm, Thickness: 2.0mm, Material: Galvanized

N120081• N120082• N0120387• N0120086

Group 010 : Fasteners

27610



Spring lock washers with tang ends M8 (10 pieces)
Inner diameter: 8,1mm, Outer diameter: 14,8mm, Thickness: 2.0mm, Maximum washer thickness: 5.4mm, Material: Galvanized

N120091

01386



Front axle, rear shock absorber and wishbone bolts (Per Pair)
Front axle Beetle except 1302 and 1303, Karmann Ghia, Thing, Rear wishbone and shock absorbers underside Bus 8.1967 until 7.1979, Ball joint retainer Bus Syncro until 11.1988 (VIN 2--K-048 497)

N101901• N0101904• N120122• N0120424

00595



Self-tapping panhead screws (6 pieces)
Beetle armrest and roof grab handle 8.1972 and later, backrest locking bushing 8.1967 until 1977 (118 2019 879), Karmann Ghia armrest 8.1972 and later, Type 3 armrest 1972 (312 2133 001) and later, Bus armrest 1975 (216 000 023) and later, Vanagon/T25 door pull handle

N0139461• N139461

07418



Hex bolt (each)
various applications for Beetle until 1970 (VIN 111 2424 621), Karmann Ghia until 1970 (VIN 111 2424 621), Bus 4.1955 until 7.1970, Type 3 1967 (VIN 318 015 226) and later, Thing

N0100201• N100201

07389



Hex nuts M10 (10 pieces)
Thread size: M10 x 1.5, Height: 8.0mm, Material: galvanized steel, Wrench size: 17mm

N11010• N110102• N110104• N01101011

07383



Hex nuts M4 (10 pieces)
Thread size: M4 x 0.70, Height: 3.2mm, Material: galvanized steel, Wrench size: 7mm

N11004• N110042• N0110042

07384



Hex nuts M5 (10 pieces)
Thread size: M5 x 0.80, Height: 4.0mm, Material: galvanized steel, Wrench size: 8mm

N11005• N110052• N01100517• N0110054

07385



Hex nuts M6 (10 pieces)
Thread size: M6 x 1.0, Height: 5.0mm, Material: galvanized steel, Wrench size: 10mm

N11006• N110062• N01100624• N0110068



Group 011 : Maintenance

011 Maintenance

50900



Demineralized battery water
Content: 1 liter

50720



Automatic transmission fluid
(ATF-D) (1 liter)
Koppelomvormer, Power
steering

50800



Underbody coating
Content: 500ml

51610



Impregnating canvas
convertible tops
convertible

51615



Convertible hood cleaner
convertible

50230



Cataclean
petrol and diesel engines

50012



Chrome cleaner, polish and
protector
Content: 250 ml

50558



Curil T2 sealing compound
Content: 70 ml, Color: green,
Maximum sealing gap: 0.2mm,
Tension strenght: 0.034 N//mm²,
Temperature range: -55 °C to
+250 °C (for 24h up to +270 °C)

AKD4560002 • AKD4560001

Group 011 : Maintenance

50220



Ethanol Killer Multishot
petrol engines

51655



Flushing oil (1 liter)

50915



Glycerine stick
Content: 50 ml

50810



Cavity wax including
extension hose
Content: 500 ml, Hose length:
62 cm

50885



Copper anti-seize compound
Content: 600 gram, Range:
-40°C till +1350°C

50550



Clutch mounting grease
Content: 80 gram, all models
and years

03656



Bulb kit 12V with a duplo
headlight bulb
alle models 8.1960 and later

03655



Bulb kit 6V with a duplo
headlight bulb
alle models 8.1960 and later

03660



Bulb kit 6V
alle models until 7.1960

111045131A

111045131



Group 011 : Maintenance

50851



Welding primer
Content: 400 ml

50200



Lead substitute
all aircooled engines till 1975

52160



Air filter cleaner
Content: 355 ml

52158



Air filter oil
Content: 204 ml

50013



Metal polish (tube)
Content: 100 ml

50880



Moly fortified grease
Tie rods, Ball joints and CV
joints, Content: 600 gr

G000602

50890



Assembly lube, tube
Content: 7 gram

50700



Engine oil 20W50 mineral (1
liter)
aircooled engines with
mechanical lifters

50710



Engine oil 20W50 mineral (5
liter)
aircooled engines with
mechanical lifters

Group 011 : Maintenance

50816



Body Sealant brush

50815



Body Sealant cartridge
Color: beige, Content: 310 ml

50559



Gasket sheet kit including
liquid gasket
6 sheets 210 x 300mm (0,25-
0,50-0,75-1,00-0,75-1,25mm),
20 ml sealing compound

50150



Brake and clutch cleaner
Content: 500 ml

50551



Brake cylinder paste
Content: 180 gram

50100



Brake fluid DOT 3 (1 liter)
stock applications

50105



Brake fluid DOT 4 (1 liter)
heavy duty applications

59990



Windscreen washer liquid
500 ml concentrated

50402



Rustycor rust remover 1000
ml concentrate

B000700A3 • B000200



Group 011 : Maintenance

50403



Rustycos rust remover 1000 ml gel

50400



Rustycos rust remover 250 ml concentrate

50404



Rustycos rust Reactor 300 ml spray multispray #51600

50011



Stainless steel, aluminum and copper cleaner with protector
Content: 250 ml

50557



SI 5699 grey silicone sealing compound
Content: 80 ml, Color: grey, Chemical Type: Oxime Silicone, Maximum sealing gap: 1.0mm, Temperature range: -60 °C to +200 °C

50555



SI 5926 blue silicone sealing compound
Content: 40 ml, Color: blue, Chemical Type: Acetoxy Silicone, Maximum sealing gap: 1.0mm, Temperature range: -54 °C to +150 °C

50556



SI 5926 blue silicone sealing compound
Content: 100 ml, Color: blue, Chemical Type: Acetoxy Silicone, Maximum sealing gap: 1.0mm, Temperature range: -54 °C to +150 °C

50341



Spray adhesive
Content: 500 ml

50716



Steering box oil SAE 90 Beetle with sector type steering, Karmann Ghia with sector type steering, Bus until 7.1979

Group 011 : Maintenance

50717



Steering box grease EP 00/000
Beetle with roller Type or rack
and pignon steering, Karmann
Ghia with roller type steering,
Vanagon/T25, Type 3, Thing

AOF06300004• G052168A1

50210



TankSafe
petrol engines

50876



Multi purpose lithium grease
(cartridge)
Content: 400 gr

50875



Multi purpose lithium grease
(jar)
Content: 600 gr

50715



Gear/differential oil GL-4
80W90 (1 liter)
manual and automatic
transmissions

51600



WD-40 multispray 450 ml

50850




Zinc spray
Content: 400 ml



Group 012 : Tools

012 Tools

03473



CV joint 6-point HEX socket 8 mm (3/8 drive)
all models with IRS and Vanagon/T25 Syncro front axle

VW156

03054



Battery charger/trickle charger
voltsage: 6V/12V, Leadpower max. 75 Ah

04126



Rear axle and gland nut safety bar

01119



Rear axle nut removing tool
36 mm (1/2 drive)
Beetle, Karmann Ghia, Bus until 7.1963, Type 3, Thing

04117




Engine bearing 1-3 measuring tool
Type-1 engine (not 25hp+30hp), Type-3 engine, CT/CZ engine, Waterboxer engines

04121



Case splitter

04120



Cylinder head assembly tool
for Type-1 engines only
(except 25hp+30hp heads)

04116



Combustion Chamber Measuring Kit
for heads used for 85.5 till 94mm bore cylinders

Group 012 : Tools

04122



Condenser installer tool
Beetle/Karmann Ghia 1.2
8.1959 until 9.1975, Beetle/
Karmann Ghia 1.3/1.5/1.6
until 7.1970, Bus 8.1959 until
7.1970, Type 3 until 7.1970

04111



Socket 36 mm (1/2 drive)
Type-1, Type-3, CT/CZ engine
flywheel, Beetle, Karmann
Ghia, Type 3, Thing all and
Bus until 7.1963 axle nut

VW163a


09811



Tool kit with bag

111012021A• 113012201A• 111012221•
311012243• 111012255• N300021•
N300551

01121



Allen socket 17 mm (3/8
drive)
manual gearbox drain and fill
plug for all models

04129



Valve adjustment tool 13 mm
Type-1 engines until 1983
(VIN 11-E-119 815), Type-
3 engines, Type-4 engine:
1700cc, CT/CZ engine

01122



Wire stripper and crimping
tool

01115



Clutch adjusting wrench
Beetle 1965 (VIN 115 685
587) and later, Karmann Ghia
1965 (VIN 145 685 587) and
later, Bus 1965 (VIN 215 134
683) until 12.1982, Type 3
1965 (VIN 315 158 980) and
later, Thing

01100



Clutch pilot tool
Type-1 engine with manual
transmission, Type-3 engine,
CT/CZ engine, Diesel engine

04113



Jack plate
Beetle, Karmann Ghia, Bus
until 7.1979, Type 3, Thing

Group 012 : Tools

01105



Crank seal (flywheel side)
stock installation tool
Beetle (except 25hp+30hp),
Type 3, CT/CZ

VW204

04119



Crank seal installation tool
extra deep
Type-1 engines except
25hp+30hp, Type-3 engines,
CT/CZ engines

04118



Crankshaft bearing 1-3
measuring tool
Type-1 engine (not
25hp+30hp), Type-3 engine,
Type-4 engine 1700-1800cc,
CT/CZ

01114



Crankshaft pulley aid tool
Type-1 engines

01104



Crankshaft gear puller
Type-1 engines, Type-3
engines, CT/CZ engines,
Type-4 engines

03754



Metric threaded file
Pitch 0.80, 1.00, 1.25, 1.50,
1.75, 2.00, 2.50 and 3.00

01118



Mobile engine stand

01123



Torque wrench 42-210 Nm

01108



Valve lifter retaining clips (Per
Pair)

VW171


Group 012 : Tools

01102



Oil piston puller

01101



Oil pump puller


01127



Oil filler nut tool (inner)
8.1960 and later (except 30hp
engines)

VW201

01109



Oil filler nut tool
8.1960 and later (except 30hp
engines)


VW170

03755



Ignition timing strobe light

01103



Flywheel dowel pin fixture

04125



Tool for plastic window trim

01144



Pinion nut socket

08600



Brake bleeding aid

VW381/14



Group 012 : Tools

01130



Brake line bend tool

03731



Brake line Flaring tool kit

04114



Scissor jack
Beetle, Karmann Ghia, Bus
until 7.1979, Type 3, Thing

237011031

03753



Impact screwdriver

03752



Hose clips (straight and
angled) (2 pieces)
flexible hoses till 35mm

04115



Tow strap 9 cm wide/ 4 meter
long

03741



Voltage detector 6 till 24V

04144



Tie rod puller


03728



3 Row wire brush

Group 012 : Tools

04730



Pushrod measuring tool
blank end pushrods #1729
and #4729

01126



Distributor drive puller
Type-1 engines, Type-3
engines, CT/CZ engines,
Type-4 engines, Waterboxer
engines

04110



Synchronizer professional
down-draft carburetors

01110



Synchronizer universal
down-draft and side-draft
carburetors

04107



Urethane synchronizer
adapter
Solex/Brosol H40-44EIS, EMPI
40K

04109



Urethane synchronizer
adapter
Weber 34 ICT, EMPI 34 EPC

01125



Spring plate/torsion bar tool

21121



Wheel nut conversion tool:
10-star to 17 mm socket

03730



Grease gun
500cc



Group 012 : Tools

01113



Flywheel lock
Type-1 engines, Type-3 engines, Type-4 engines, CT/CZ engines, Waterboxer engines

01120



Adjustment feeler gauges set (32-part)

01117



Bench engine stand

09813



Wheel clip riveting tool
Beetle until 7.1965, Bus until 7.1970, Type 3 until 7.1965, Thing

VWB9

09812



Hubcap puller
all Volkswagens with hubcaps

311012243 • 251012243

03481



XZN socket 8 mm (3/8 drive)

01116



Deck height measuring tool

01111



Piston ring compressor 83-87 mm

01112



Piston ring compressor 88-94 mm

Group 015 : Magazines

015 Magazines

 09975



Paruzzi Magazine edition 01
until 05
Language: Dutch, Format: A5

 09976



Paruzzi Magazine edition 01
until 05
Language: English, Format:
A5

 09977



Paruzzi Magazine edition 01
until 05
Language: French, Format:
A5

 09978



Paruzzi Magazine edition 06
until 10
Language: Dutch, Format: A5

 09979



Paruzzi Magazine edition 06
until 10
Language: English, Format:
A5

 09980



Paruzzi Magazine edition 06
until 10
Language: French, Format:
A5

 09981



Paruzzi Magazine edition 11
until 15
Language: Dutch, Format: A5

 09982



Paruzzi Magazine edition 11
until 15
Language: English, Format:
A5



Group 015 : Magazines

09983



Paruzzi Magazine edition 11
until 15
Language: French, Format:
A5

09984




Paruzzi Magazine edition 16
until 20
Language: Dutch, Format: A5

09985



Paruzzi Magazine edition 16
until 20
Language: English, Format:
A5


09302



How to HotRod Volkswagen
Engines
English

9• 78091E+12

09309



Book: Weber carburetors
English

09315



Book: ClassicVW TECH
volume 1
Dutch/Nederlands/
Néerlandais

09316



Book: ClassicVW TECH
volume 2
Dutch/Nederlands/
Néerlandais

09317



Book: ClassicVW TECH
volume 3
Dutch/Nederlands/
Néerlandais

Group 016 : Technical Books

09318



Book: ClassicVW TECH
volume 4
Dutch/Nederlands/
Néerlandais

09319




Book: ClassicVW TECH
volume 5
Dutch/Nederlands/
Néerlandais

09320




Book: ClassicVW TECH
volume 6
Dutch/Nederlands/
Néerlandais

09321



Book: ClassicVW TECH
volume 7
Dutch/Nederlands/
Néerlandais

09300



Book: Repair Manual
Beetle & Karmann Ghia 1954
until 1984 (English)

09301




Book: VW Official Service
Manual
1970 until 1979 (English)

9• 78185E+12


9• 78084E+12

09326




Book: VW Official Service
Manual
1966 until 1969 (English)

09327



Book: VW Workshop Manual
VW 1200 1961 until 1965
(English)

09328



Book: VW Workshop Manual
Beetle and Karmann Ghia
1952 until 1957 (English)

9• 78084E+12


9• 78084E+12

9• 78084E+12



Group 016 : Technical Books

09962



Paruzzi Karmann Ghia
Catalogue nr° 14
Nederlands/English/Français

09821



Carabiner keychain with
Type-1 engine
Dimensions: 45 x 55mm
(measured without keychain)

030

Merchandise

04024



Tow bar cable box 7 poles
including 1.5 meter wiring

04025



Tow Ball 50 mm